



Morphettville Parks-Professional-2025-11-29

Race 6: Hahn Handicap - 1000m

29 November 2025 - 3:29PM

Track Rating: Good 4, Weather: Overcast, Rail Position: +6m Entire, Sectional 608m



Section Field Times

Overall
0:58.67
(0:13.26)

L800
0:45.41
(0:10.04)

L600
0:35.38
(0:10.88)

L400
0:24.50
(0:11.92)

L200
0:12.57
(0:12.57)

Position	#	Horse/Jockey	Barrier	Top Speed [km/h]	Fastest Section	First 400m	Overall	L800	L600	L400	L200	Margin	Distance Travelled From Winner [m]
1	1	ENUFF SEDUCTION	6	70.1	0:10.43	0:24.25	0:58.67	0:44.85 [6]	0:34.42 [7]	0:23.50 [8]	0:12.21 [5]	0:58.67	
		Caitlin Jones		1000-800	800-600		(0:13.82)	(0:10.43)	(0:10.92)	(0:11.28)	(0:12.21)		
2	11	DE LUCA	7	71.6	0:10.21	0:24.14	0:58.98	0:45.05 [7]	0:34.84 [5]	0:24.13 [4]	0:12.71 [3]	2.0L	-7
		Rochelle Milnes		1000-800	800-600		(0:13.93)	(0:10.21)	(0:10.71)	(0:11.42)	(0:12.71)		
3	3	ROUND TWO	1	71.1	0:10.37	0:24.16	0:59.11	0:45.32 [5]	0:34.95 [6]	0:24.10 [5]	0:12.61 [6]	2.82L	-8
		Alana Livesey		1000-800	800-600		(0:13.79)	(0:10.37)	(0:10.85)	(0:11.49)	(0:12.61)		
4	2	BEEN OUR ANGEL	2	72.0	0:10.14	0:23.49	0:59.11	0:45.76 [2]	0:35.62 [2]	0:24.66 [2]	0:12.99 [2]	2.87L	-7
		Ben Price		1000-800	800-600		(0:13.35)	(0:10.14)	(0:10.96)	(0:11.67)	(0:12.99)		
5	6	HE'S A COOL CAT	3	70.4	0:10.38	0:24.33	0:59.15	0:45.20 [8]	0:34.82 [8]	0:24.07 [6]	0:12.57 [7]	3.13L	-6
		Todd Pannell		1000-800	800-600		(0:13.95)	(0:10.38)	(0:10.75)	(0:11.50)	(0:12.56)		
6	7	TRULY ELSA	4	71.2	0:10.34	0:24.49	0:59.22	0:45.07 [9]	0:34.73 [9]	0:23.93 [9]	0:12.57 [8]	3.54L	-9
		Taylor Johnstone		1000-800	800-600		(0:14.15)	(0:10.34)	(0:10.80)	(0:11.36)	(0:12.56)		
7	8	ZATANNA	8	72.3	0:10.23	0:23.85	0:59.25	0:45.63 [4]	0:35.40 [3]	0:24.65 [3]	0:12.98 [4]	3.79L	-6
		Caitlin Tootell		1000-800	800-600		(0:13.62)	(0:10.23)	(0:10.75)	(0:11.67)	(0:12.98)		
8	12	EMMOOKI MAGIC	5	70.1	0:10.47	0:24.07	0:59.50	0:45.90 [3]	0:35.43 [4]	0:24.33 [7]	0:12.79 [9]	5.4L	-6
		Alysha Warren		1000-800	800-600		(0:13.60)	(0:10.47)	(0:11.10)	(0:11.54)	(0:12.79)		
9	10	EFFUSIV	9	72.0	0:10.04	0:23.28	0:59.71	0:46.46 [1]	0:36.42 [1]	0:25.54 [1]	0:13.63 [1]	6.71L	-7
		Kayla Crowther		1000-800	800-600		(0:13.25)	(0:10.04)	(0:10.88)	(0:11.91)	(0:13.63)		

Scratched: Heaven Rocks (#4), Mercury Eight (#5), Ambello (#9)

Horse/Jockey Name	ENUFF SEDUCTION/Caitlin Jones
Finish Rank	1
Fastest Section Time (Section)	0:10.43 (L800)
Top Speed [km/h] (Section)	70.1 (Overall)
Race State	Finished



Morphettville Parks-Professional-2025-11-29

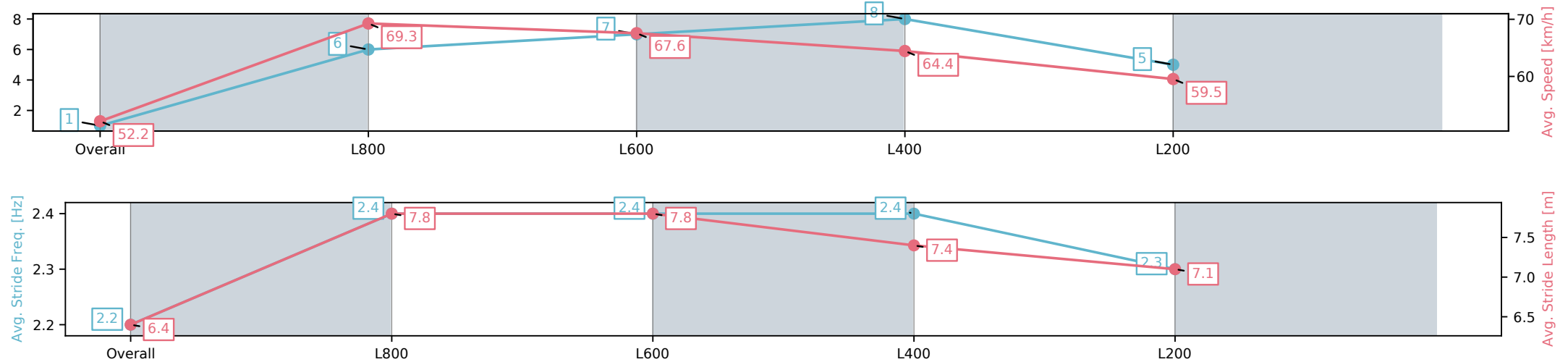
Race 6: Hahn Handicap - 1000m

29 November 2025 - 3:29PM

Track Rating: Good 4, Weather: Overcast, Rail Position: +6m Entire, Sectional 608m



Section	Overall	L800	L600	L400	L200
Section Times	0:58.67[1] (0:13.82)	0:44.85[6] (0:10.43)	0:34.42[7] (0:10.92)	0:23.50[8] (0:11.28)	0:12.21[5] (0:12.21)
Average Speed [km/h]	52.2	69.3	67.6	64.4	59.5
Top Speed [km/h]	68.8	70.1	69.2	66.6	63.0
Avg. Dist. to Rail [m]	5.2	2.9	3.8	6.4	6.2
Avg. Stride Freq. [Hz]	2.2	2.4	2.4	2.4	2.3
Avg. Stride Length [m]	6.4	7.8	7.8	7.4	7.1



[] Ranking at each section and finish
-:-:- No data available at this section
NA No data available

Horse/Jockey Name	DE LUCA/Rochelle Milnes
Finish Rank	2
Fastest Section Time (Section)	0:10.21 (L800)
Top Speed [km/h] (Section)	71.6 (Overall)
Race State	Finished



Morphettville Parks-Professional-2025-11-29

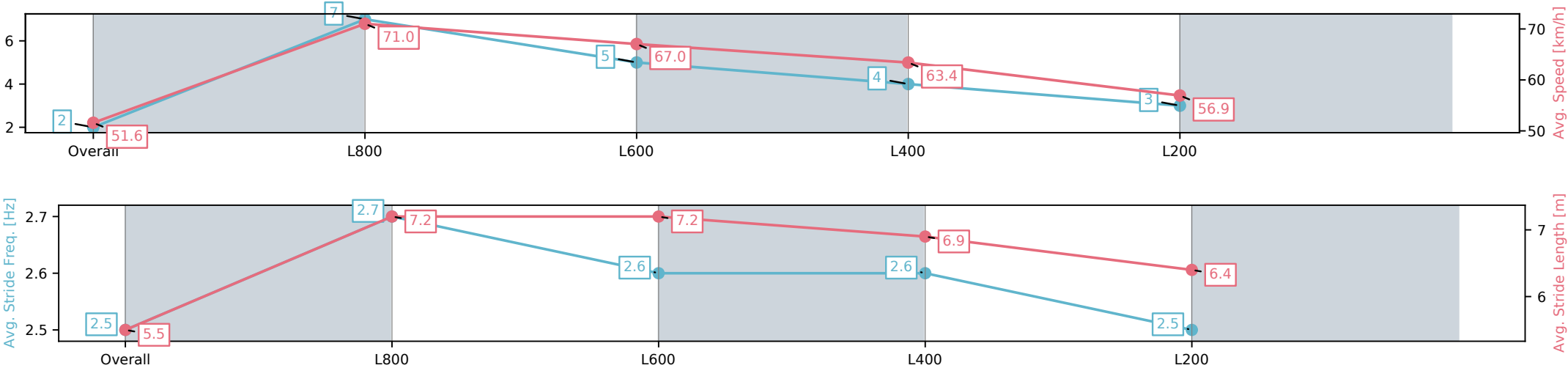
Race 6: Hahn Handicap - 1000m

29 November 2025 - 3:29PM

Track Rating: Good 4, Weather: Overcast, Rail Position: +6m Entire, Sectional 608m



Section	Overall	L800	L600	L400	L200
Section Times	0:58.98[2] (0:13.93)	0:45.05[7] (0:10.21)	0:34.84[5] (0:10.71)	0:24.13[4] (0:11.42)	0:12.71[3] (0:12.71)
Average Speed [km/h]	51.6	71.0	67.0	63.4	56.9
Top Speed [km/h]	70.1	71.6	69.9	65.3	61.4
Avg. Dist. to Rail [m]	5.9	3.0	0.2	3.5	3.9
Avg. Stride Freq. [Hz]	2.5	2.7	2.6	2.6	2.5
Avg. Stride Length [m]	5.5	7.2	7.2	6.9	6.4



[] Ranking at each section and finish
-:-:- No data available at this section
NA No data available

Horse/Jockey Name	ROUND TWO/Alana Livesey
Finish Rank	3
Fastest Section Time (Section)	0:10.37 (L800)
Top Speed [km/h] (Section)	71.1 (Overall)
Race State	Finished



Morphettville Parks-Professional-2025-11-29

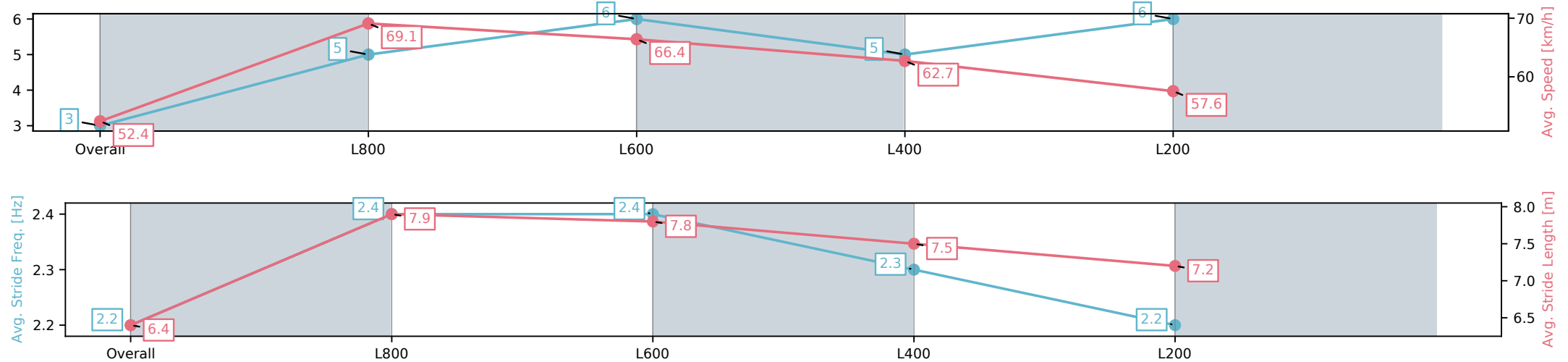
Race 6: Hahn Handicap - 1000m

29 November 2025 - 3:29PM

Track Rating: Good 4, Weather: Overcast, Rail Position: +6m Entire, Sectional 608m



Section	Overall	L800	L600	L400	L200
Section Times	0:59.11[3] (0:13.79)	0:45.32[5] (0:10.37)	0:34.95[6] (0:10.85)	0:24.10[5] (0:11.49)	0:12.61[6] (0:12.61)
Average Speed [km/h]	52.4	69.1	66.4	62.7	57.6
Top Speed [km/h]	71.1	71.1	68.7	64.4	61.2
Avg. Dist. to Rail [m]	2.0	0.5	0.3	0.5	1.7
Avg. Stride Freq. [Hz]	2.2	2.4	2.4	2.3	2.2
Avg. Stride Length [m]	6.4	7.9	7.8	7.5	7.2



[] Ranking at each section and finish
-:-:- No data available at this section
NA No data available

Horse/Jockey Name	BEEN OUR ANGEL/Ben Price
Finish Rank	4
Fastest Section Time (Section)	0:10.14 (L800)
Top Speed [km/h] (Section)	72.0 (Overall)
Race State	Finished



Morphettville Parks-Professional-2025-11-29

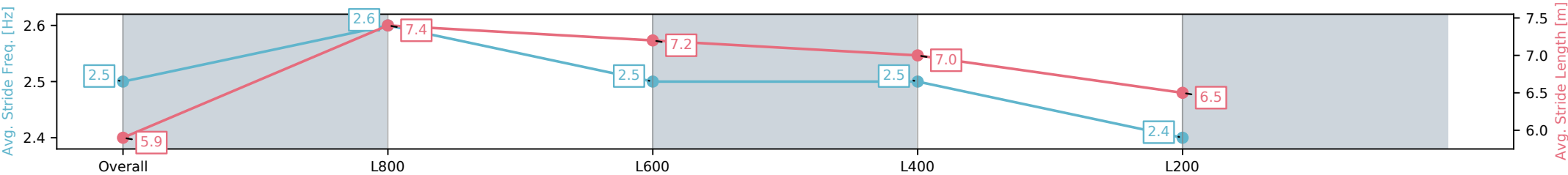
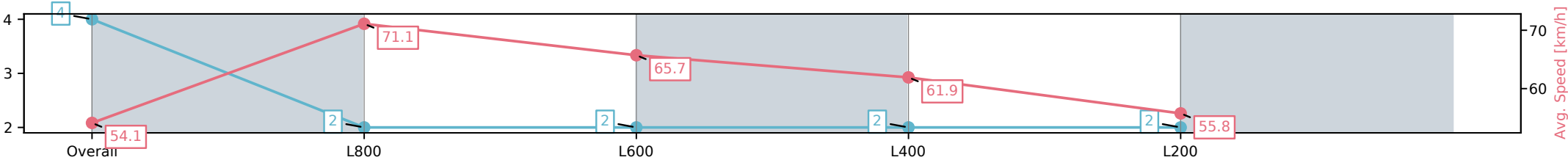
Race 6: Hahn Handicap - 1000m

29 November 2025 - 3:29PM

Track Rating: Good 4, Weather: Overcast, Rail Position: +6m Entire, Sectional 608m



Section	Overall	L800	L600	L400	L200
Section Times	0:59.11[4] (0:13.35)	0:45.76[2] (0:10.14)	0:35.62[2] (0:10.96)	0:24.66[2] (0:11.67)	0:12.99[2] (0:12.99)
Average Speed [km/h]	54.1	71.1	65.7	61.9	55.8
Top Speed [km/h]	71.3	72.0	68.9	63.8	59.9
Avg. Dist. to Rail [m]	2.4	0.7	0.5	3.8	3.0
Avg. Stride Freq. [Hz]	2.5	2.6	2.5	2.5	2.4
Avg. Stride Length [m]	5.9	7.4	7.2	7.0	6.5



- [] Ranking at each section and finish
- :-:- No data available at this section
- NA No data available

Horse/Jockey Name	HE'S A COOL CAT/Todd Pannell
Finish Rank	5
Fastest Section Time (Section)	0:10.38 (L800)
Top Speed [km/h] (Section)	70.4 (Overall)
Race State	Finished



Morphettville Parks-Professional-2025-11-29

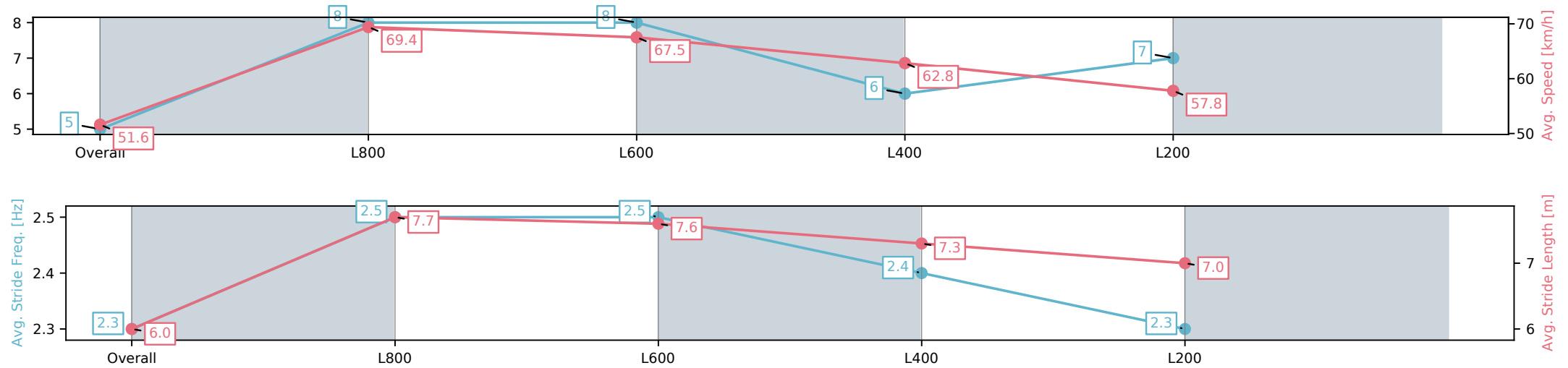
Race 6: Hahn Handicap - 1000m

29 November 2025 - 3:29PM

Track Rating: Good 4, Weather: Overcast, Rail Position: +6m Entire, Sectional 608m



Section	Overall	L800	L600	L400	L200
Section Times	0:59.15[5] (0:13.95)	0:45.20[8] (0:10.38)	0:34.82[8] (0:10.75)	0:24.07[6] (0:11.50)	0:12.57[7] (0:12.56)
Average Speed [km/h]	51.6	69.4	67.5	62.8	57.8
Top Speed [km/h]	69.9	70.4	68.8	65.1	60.1
Avg. Dist. to Rail [m]	3.2	1.5	1.0	3.5	5.2
Avg. Stride Freq. [Hz]	2.3	2.5	2.5	2.4	2.3
Avg. Stride Length [m]	6.0	7.7	7.6	7.3	7.0



[] Ranking at each section and finish
-:-:- No data available at this section
NA No data available

Horse/Jockey Name	TRULY ELSA/Taylor Johnstone
Finish Rank	6
Fastest Section Time (Section)	0:10.34 (L800)
Top Speed [km/h] (Section)	71.2 (Overall)
Race State	Finished



Morphettville Parks-Professional-2025-11-29

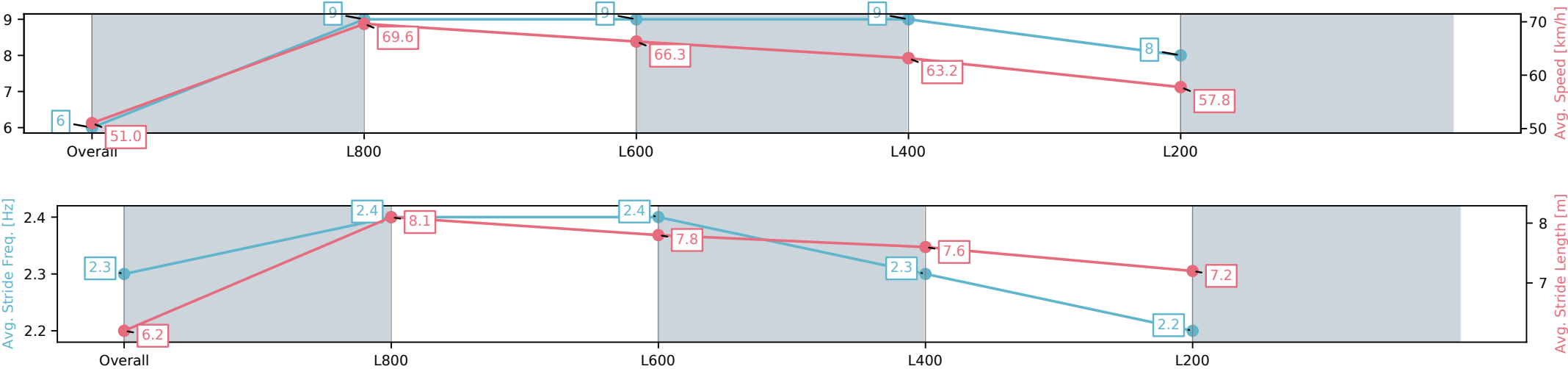
Race 6: Hahn Handicap - 1000m

29 November 2025 - 3:29PM

Track Rating: Good 4, Weather: Overcast, Rail Position: +6m Entire, Sectional 608m



Section	Overall	L800	L600	L400	L200
Section Times	0:59.22[6] (0:14.15)	0:45.07[9] (0:10.34)	0:34.73[9] (0:10.80)	0:23.93[9] (0:11.36)	0:12.57[8] (0:12.56)
Average Speed [km/h]	51.0	69.6	66.3	63.2	57.8
Top Speed [km/h]	68.9	71.2	69.0	64.5	61.5
Avg. Dist. to Rail [m]	4.4	1.0	0.7	0.6	2.2
Avg. Stride Freq. [Hz]	2.3	2.4	2.4	2.3	2.2
Avg. Stride Length [m]	6.2	8.1	7.8	7.6	7.2



[] Ranking at each section and finish
-:-:- No data available at this section
NA No data available

Horse/Jockey Name	ZATANNA/Caitlin Tootell
Finish Rank	7
Fastest Section Time (Section)	0:10.23 (L800)
Top Speed [km/h] (Section)	72.3 (Overall)
Race State	Finished



Morphettville Parks-Professional-2025-11-29

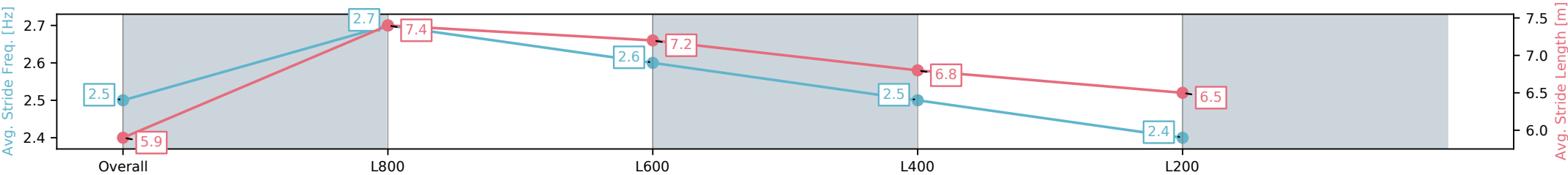
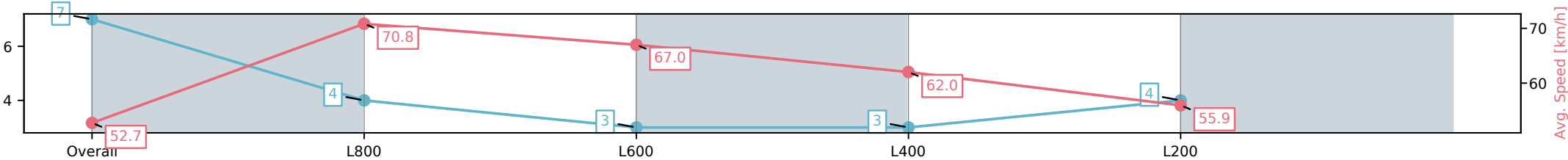
Race 6: Hahn Handicap - 1000m

29 November 2025 - 3:29PM

Track Rating: Good 4, Weather: Overcast, Rail Position: +6m Entire, Sectional 608m



Section	Overall	L800	L600	L400	L200
Section Times	0:59.25[7] (0:13.62)	0:45.63[4] (0:10.23)	0:35.40[3] (0:10.75)	0:24.65[3] (0:11.67)	0:12.98[4] (0:12.98)
Average Speed [km/h]	52.7	70.8	67.0	62.0	55.9
Top Speed [km/h]	72.0	72.3	69.8	65.1	59.4
Avg. Dist. to Rail [m]	6.8	2.2	0.6	3.3	4.0
Avg. Stride Freq. [Hz]	2.5	2.7	2.6	2.5	2.4
Avg. Stride Length [m]	5.9	7.4	7.2	6.8	6.5



[] Ranking at each section and finish
-:-:- No data available at this section
NA No data available

Horse/Jockey Name	EMMOOKI MAGIC/Alysha Warren
Finish Rank	8
Fastest Section Time (Section)	0:10.47 (L800)
Top Speed [km/h] (Section)	70.1 (Overall)
Race State	Finished



Morphettville Parks-Professional-2025-11-29

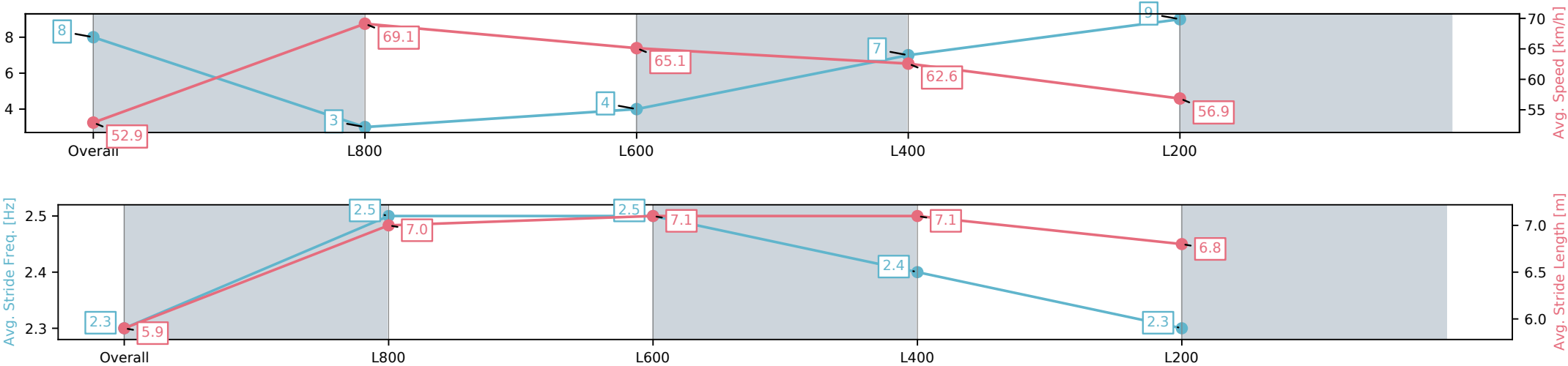
Race 6: Hahn Handicap - 1000m

29 November 2025 - 3:29PM

Track Rating: Good 4, Weather: Overcast, Rail Position: +6m Entire, Sectional 608m



Section	Overall	L800	L600	L400	L200
Section Times	0:59.50[8] (0:13.60)	0:45.90[3] (0:10.47)	0:35.43[4] (0:11.10)	0:24.33[7] (0:11.54)	0:12.79[9] (0:12.79)
Average Speed [km/h]	52.9	69.1	65.1	62.6	56.9
Top Speed [km/h]	69.8	70.1	67.4	65.2	60.3
Avg. Dist. to Rail [m]	3.7	1.2	1.3	2.4	4.6
Avg. Stride Freq. [Hz]	2.3	2.5	2.5	2.4	2.3
Avg. Stride Length [m]	5.9	7.0	7.1	7.1	6.8



[] Ranking at each section and finish
-:-:- No data available at this section
NA No data available

Horse/Jockey Name	EFFUSIV/Kayla Crowther
Finish Rank	9
Fastest Section Time (Section)	0:10.04 (L800)
Top Speed [km/h] (Section)	72.0 (Overall)
Race State	Finished



Morphettville Parks-Professional-2025-11-29

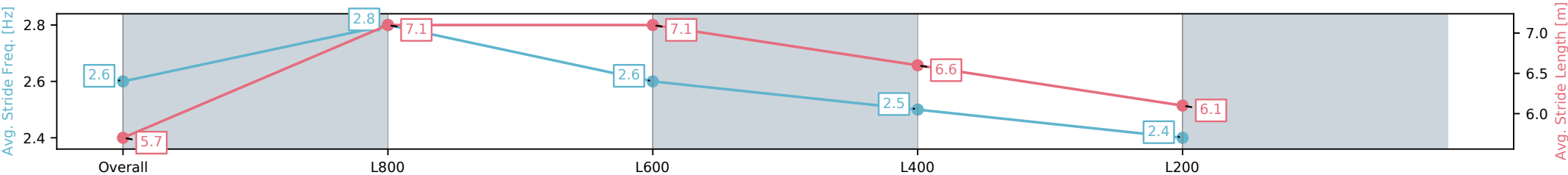
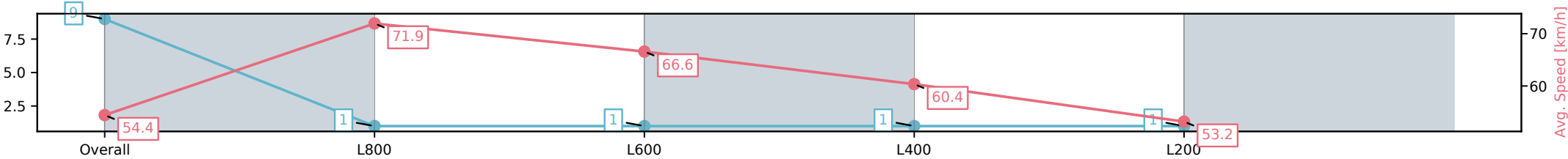
Race 6: Hahn Handicap - 1000m

29 November 2025 - 3:29PM

Track Rating: Good 4, Weather: Overcast, Rail Position: +6m Entire, Sectional 608m



Section	Overall	L800	L600	L400	L200
Section Times	0:59.71[9] (0:13.25)	0:46.46[1] (0:10.04)	0:36.42[1] (0:10.88)	0:25.54[1] (0:11.91)	0:13.63[1] (0:13.63)
Average Speed [km/h]	54.4	71.9	66.6	60.4	53.2
Top Speed [km/h]	71.6	72.0	68.9	63.3	57.8
Avg. Dist. to Rail [m]	8.5	3.3	0.7	0.3	0.2
Avg. Stride Freq. [Hz]	2.6	2.8	2.6	2.5	2.4
Avg. Stride Length [m]	5.7	7.1	7.1	6.6	6.1



[] Ranking at each section and finish
-:-:- No data available at this section
NA No data available