



Morphettville Parks-Professional-2025-11-29
Race 5: Winning Edge Presentations Handicap - 1000m
29 November 2025 - 2:55PM



Track Rating: Good 4, Weather: Overcast, Rail Position: +6m Entire, Sectional 608m

Section
Field Times

Overall
0:57.57
(0:13.36)

L800
0:44.22
(0:10.48)

L600
0:33.73
(0:10.72)

L400
0:23.01
(0:11.07)

L200
0:11.95
(0:11.95)

Position	#	Horse/Jockey	Barrier	Top Speed [km/h]	Fastest Section	First 400m							Margin	Distance Travelled From Winner [m]
1	9	MINTULEE	7	71.2	0:10.42	0:24.12	0:57.58	0:43.88 [2]	0:33.46 [3]	0:22.88 [2]	0:11.91 [2]		0:57.58	
		Alana Livesey		1000-800	800-600		(0:13.70)	(0:10.42)	(0:10.57)	(0:10.97)	(0:11.91)			
2	6	BRISTLER	8	69.9	0:10.48	0:23.84	0:57.61	0:44.25 [1]	0:33.77 [1]	0:23.05 [1]	0:11.98 [1]		0.18L	+1
		Kayla Crowther		1000-800	800-600		(0:13.36)	(0:10.48)	(0:10.72)	(0:11.07)	(0:11.98)			
3	3	VINTAGE STAR	2	69.7	0:10.47	0:24.39	0:57.80	0:43.88 [6]	0:33.41 [6]	0:22.81 [5]	0:11.84 [3]		1.46L	+0
		Jake Toeroek		1000-800	800-600		(0:13.92)	(0:10.47)	(0:10.60)	(0:10.97)	(0:11.84)			
4	1	WINNING REVOLUTION	3	71.4	0:10.40	0:24.82	0:57.85	0:43.43 [8]	0:33.03 [8]	0:22.48 [7]	0:11.59 [5]		1.75L	+3
		Caitlin Tootell		1000-800	800-600		(0:14.42)	(0:10.40)	(0:10.55)	(0:10.89)	(0:11.59)			
5	7	THUNDER SHOC	4	70.5	0:10.41	0:24.72	0:58.03	0:43.72 [7]	0:33.31 [7]	0:22.65 [8]	0:11.69 [7]		2.96L	+4
		Alysha Warren		1000-800	800-600		(0:14.31)	(0:10.41)	(0:10.66)	(0:10.96)	(0:11.69)			
6	4	KAIDO	1	71.3	0:10.30	0:24.12	0:58.31	0:44.49 [3]	0:34.19 [2]	0:23.46 [3]	0:12.23 [4]		4.72L	-1
		Rochelle Milnes		1000-800	800-600		(0:13.82)	(0:10.30)	(0:10.73)	(0:11.23)	(0:12.23)			
7	5	BEAUTY BOUND	5	71.4	0:10.39	0:24.22	0:58.58	0:44.75 [5]	0:34.36 [5]	0:23.64 [4]	0:12.29 [6]		6.51L	+2
		Taylor Johnstone		1000-800	800-600		(0:13.83)	(0:10.39)	(0:10.72)	(0:11.35)	(0:12.28)			
8	2	THE GREAT BABY	6	71.4	0:10.38	0:24.21	0:59.37	0:45.54 [4]	0:35.16 [4]	0:24.27 [6]	0:12.74 [8]		0.0L	+6
		Isaac Sit		1000-800	800-600		(0:13.83)	(0:10.38)	(0:10.89)	(0:11.53)	(0:12.74)			

Scratched: Rich Gina (#8)

Horse/Jockey Name	MINTULEE/Alana Livesey
Finish Rank	1
Fastest Section Time (Section)	0:10.42 (L800)
Top Speed [km/h] (Section)	71.2 (Overall)
Race State	Finished



Morphettville Parks-Professional-2025-11-29

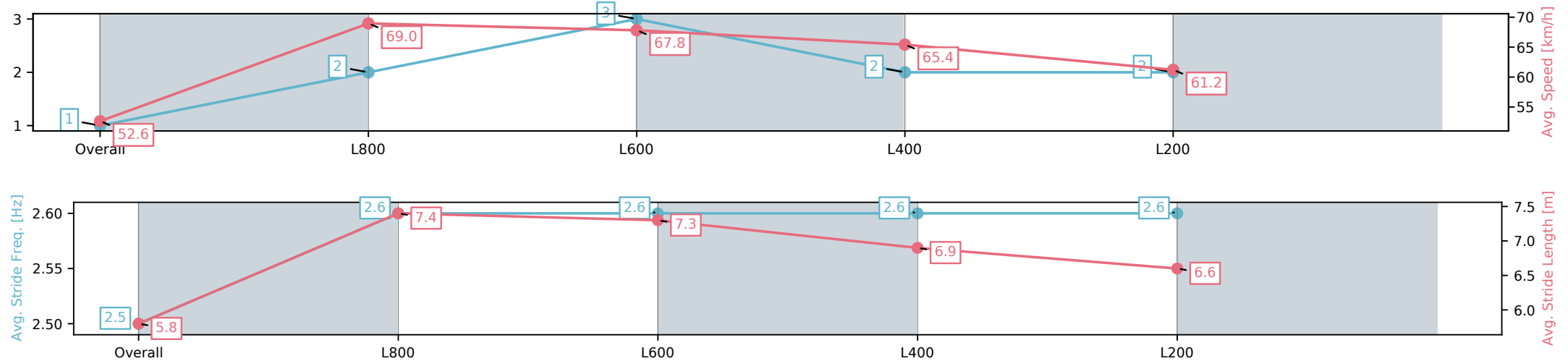
Race 5: Winning Edge Presentations Handicap - 1000m

29 November 2025 - 2:55PM

Track Rating: Good 4, Weather: Overcast, Rail Position: +6m Entire, Sectional 608m



Section	Overall	L800	L600	L400	L200
Section Times	0:57.58[1] (0:13.70)	0:43.88[2] (0:10.42)	0:33.46[3] (0:10.57)	0:22.88[2] (0:10.97)	0:11.91[2] (0:11.91)
Average Speed [km/h]	52.6	69.0	67.8	65.4	61.2
Top Speed [km/h]	69.4	71.2	68.6	66.8	64.0
Avg. Dist. to Rail [m]	4.9	1.0	0.9	0.8	1.1
Avg. Stride Freq. [Hz]	2.5	2.6	2.6	2.6	2.6
Avg. Stride Length [m]	5.8	7.4	7.3	6.9	6.6



[] Ranking at each section and finish
-:-:- No data available at this section
NA No data available

Horse/Jockey Name	BRISTLER/Kayla Crowther
Finish Rank	2
Fastest Section Time (Section)	0:10.48 (L800)
Top Speed [km/h] (Section)	69.9 (Overall)
Race State	Finished



Morphettville Parks-Professional-2025-11-29

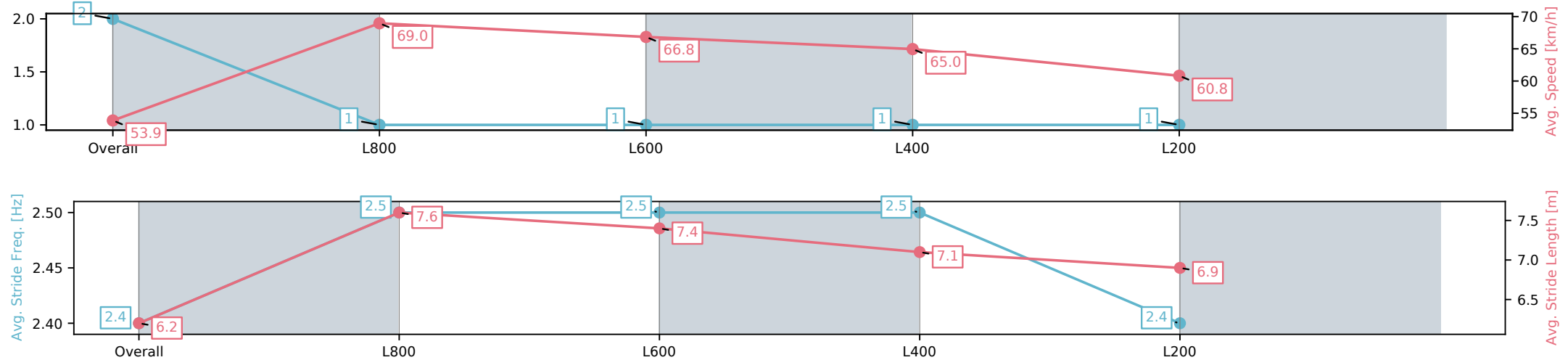
Race 5: Winning Edge Presentations Handicap - 1000m

29 November 2025 - 2:55PM

Track Rating: Good 4, Weather: Overcast, Rail Position: +6m Entire, Sectional 608m



Section	Overall	L800	L600	L400	L200
Section Times	0:57.61[2] (0:13.36)	0:44.25[1] (0:10.48)	0:33.77[1] (0:10.72)	0:23.05[1] (0:11.07)	0:11.98[1] (0:11.98)
Average Speed [km/h]	53.9	69.0	66.8	65.0	60.8
Top Speed [km/h]	69.3	69.9	69.5	67.2	63.9
Avg. Dist. to Rail [m]	6.5	1.5	0.9	1.1	1.5
Avg. Stride Freq. [Hz]	2.4	2.5	2.5	2.5	2.4
Avg. Stride Length [m]	6.2	7.6	7.4	7.1	6.9



[] Ranking at each section and finish
-:-:- No data available at this section
NA No data available

Horse/Jockey Name	VINTAGE STAR/Jake Toeroek
Finish Rank	3
Fastest Section Time (Section)	0:10.47 (L800)
Top Speed [km/h] (Section)	69.7 (Overall)
Race State	Finished



Morphettville Parks-Professional-2025-11-29

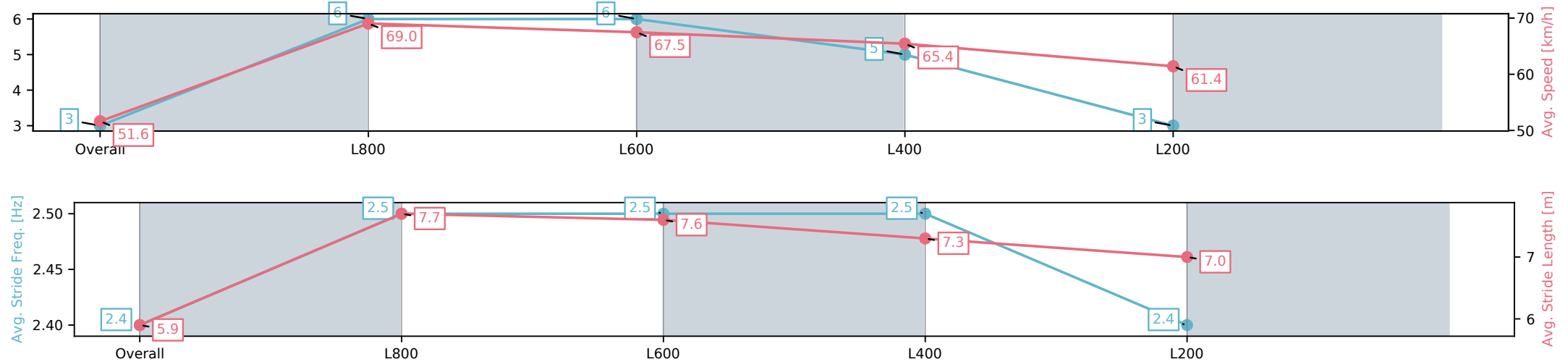
Race 5: Winning Edge Presentations Handicap - 1000m

29 November 2025 - 2:55PM

Track Rating: Good 4, Weather: Overcast, Rail Position: +6m Entire, Sectional 608m



Section	Overall	L800	L600	L400	L200
Section Times	0:57.80[3] (0:13.92)	0:43.88[6] (0:10.47)	0:33.41[6] (0:10.60)	0:22.81[5] (0:10.97)	0:11.84[3] (0:11.84)
Average Speed [km/h]	51.6	69.0	67.5	65.4	61.4
Top Speed [km/h]	69.6	69.7	67.9	66.6	64.1
Avg. Dist. to Rail [m]	2.9	1.2	1.2	1.3	2.8
Avg. Stride Freq. [Hz]	2.4	2.5	2.5	2.5	2.4
Avg. Stride Length [m]	5.9	7.7	7.6	7.3	7.0



[] Ranking at each section and finish
-:-:- No data available at this section
NA No data available

Horse/Jockey Name	WINNING REVOLUTION/Caitlin Tootell
Finish Rank	4
Fastest Section Time (Section)	0:10.40 (L800)
Top Speed [km/h] (Section)	71.4 (Overall)
Race State	Finished



Morphettville Parks-Professional-2025-11-29

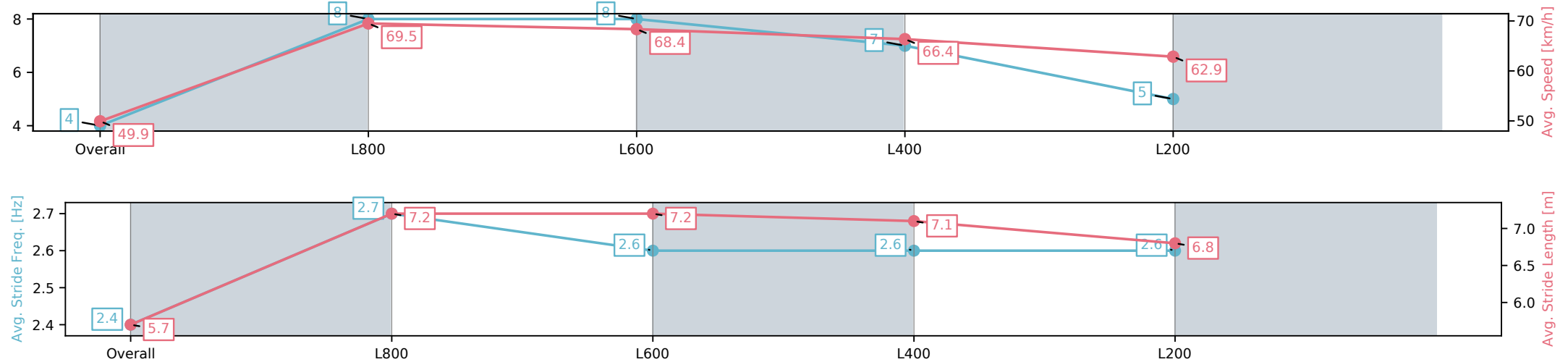
Race 5: Winning Edge Presentations Handicap - 1000m

29 November 2025 - 2:55PM

Track Rating: Good 4, Weather: Overcast, Rail Position: +6m Entire, Sectional 608m



Section	Overall	L800	L600	L400	L200
Section Times	0:57.85[4] (0:14.42)	0:43.43[8] (0:10.40)	0:33.03[8] (0:10.55)	0:22.48[7] (0:10.89)	0:11.59[5] (0:11.59)
Average Speed [km/h]	49.9	69.5	68.4	66.4	62.9
Top Speed [km/h]	69.9	71.4	71.4	67.0	66.5
Avg. Dist. to Rail [m]	3.8	2.2	0.7	2.0	3.1
Avg. Stride Freq. [Hz]	2.4	2.7	2.6	2.6	2.6
Avg. Stride Length [m]	5.7	7.2	7.2	7.1	6.8



[] Ranking at each section and finish
-:-:- No data available at this section
NA No data available

Horse/Jockey Name	THUNDER SHOC/Alysha Warren
Finish Rank	5
Fastest Section Time (Section)	0:10.41 (L800)
Top Speed [km/h] (Section)	70.5 (Overall)
Race State	Finished



Morphettville Parks-Professional-2025-11-29

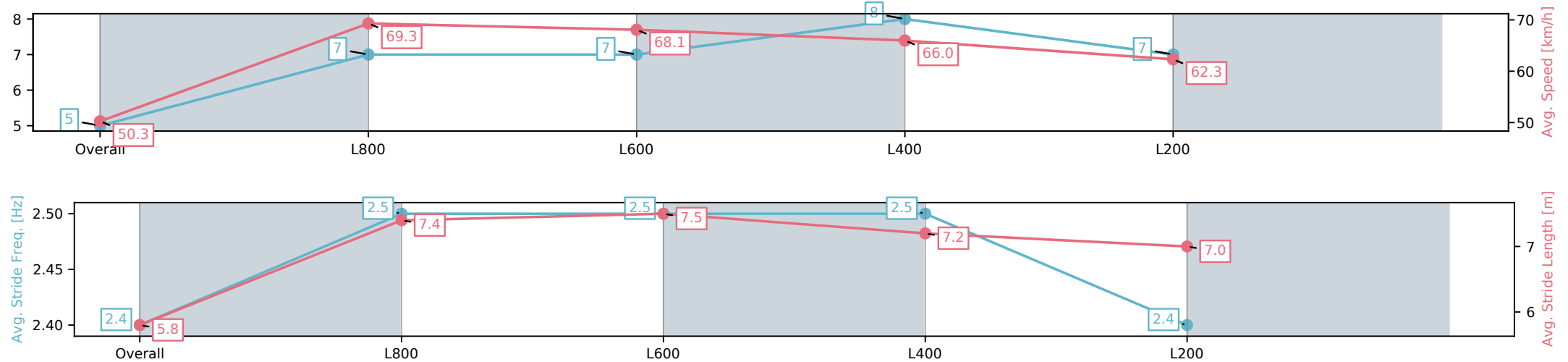
Race 5: Winning Edge Presentations Handicap - 1000m

29 November 2025 - 2:55PM

Track Rating: Good 4, Weather: Overcast, Rail Position: +6m Entire, Sectional 608m



Section	Overall	L800	L600	L400	L200
Section Times	0:58.03[5] (0:14.31)	0:43.72[7] (0:10.41)	0:33.31[7] (0:10.66)	0:22.65[8] (0:10.96)	0:11.69[7] (0:11.69)
Average Speed [km/h]	50.3	69.3	68.1	66.0	62.3
Top Speed [km/h]	68.5	70.5	68.8	68.1	65.5
Avg. Dist. to Rail [m]	4.4	1.7	1.2	4.7	5.4
Avg. Stride Freq. [Hz]	2.4	2.5	2.5	2.5	2.4
Avg. Stride Length [m]	5.8	7.4	7.5	7.2	7.0



[] Ranking at each section and finish
-:-:- No data available at this section
NA No data available

Horse/Jockey Name	KAIDO/Rochelle Milnes
Finish Rank	6
Fastest Section Time (Section)	0:10.30 (L800)
Top Speed [km/h] (Section)	71.3 (Overall)
Race State	Finished



Morphettville Parks-Professional-2025-11-29

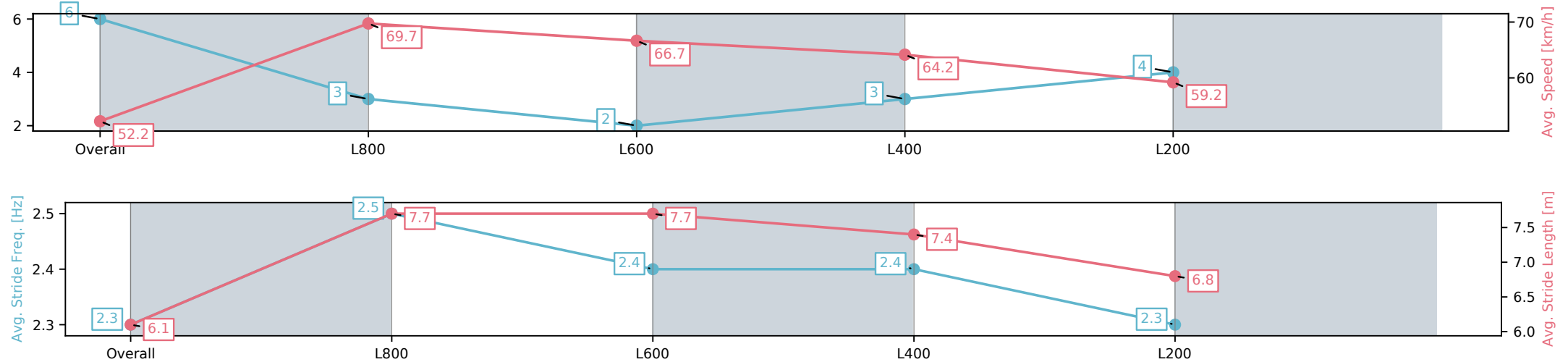
Race 5: Winning Edge Presentations Handicap - 1000m

29 November 2025 - 2:55PM

Track Rating: Good 4, Weather: Overcast, Rail Position: +6m Entire, Sectional 608m



Section	Overall	L800	L600	L400	L200
Section Times	0:58.31[6] (0:13.82)	0:44.49[3] (0:10.30)	0:34.19[2] (0:10.73)	0:23.46[3] (0:11.23)	0:12.23[4] (0:12.23)
Average Speed [km/h]	52.2	69.7	66.7	64.2	59.2
Top Speed [km/h]	70.0	71.3	68.3	65.5	62.7
Avg. Dist. to Rail [m]	1.9	0.7	1.0	0.8	1.2
Avg. Stride Freq. [Hz]	2.3	2.5	2.4	2.4	2.3
Avg. Stride Length [m]	6.1	7.7	7.7	7.4	6.8



[] Ranking at each section and finish
-:-:- No data available at this section
NA No data available

Horse/Jockey Name	BEAUTY BOUND/Taylor Johnstone
Finish Rank	7
Fastest Section Time (Section)	0:10.39 (L800)
Top Speed [km/h] (Section)	71.4 (Overall)
Race State	Finished



Morphettville Parks-Professional-2025-11-29

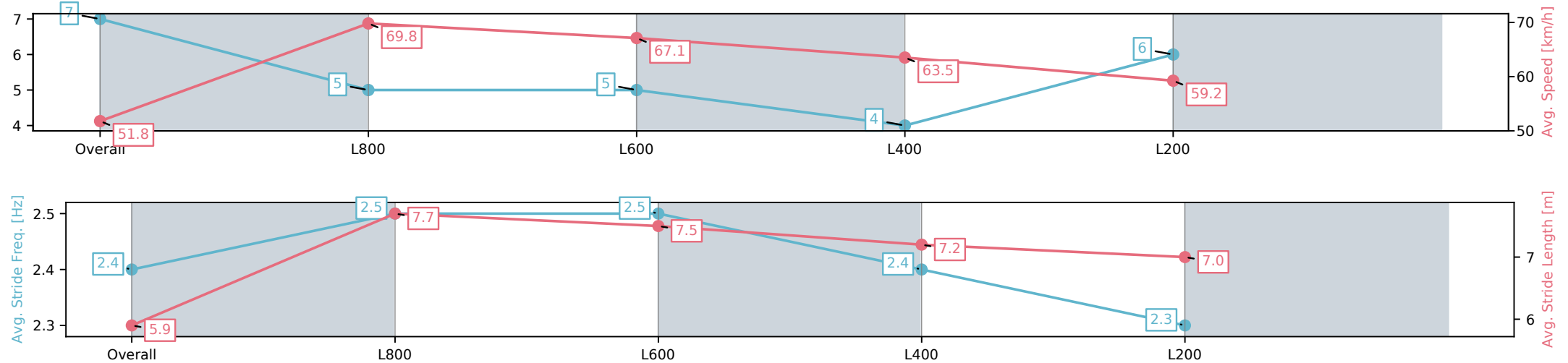
Race 5: Winning Edge Presentations Handicap - 1000m

29 November 2025 - 2:55PM

Track Rating: Good 4, Weather: Overcast, Rail Position: +6m Entire, Sectional 608m



Section	Overall	L800	L600	L400	L200
Section Times	0:58.58[7] (0:13.83)	0:44.75[5] (0:10.39)	0:34.36[5] (0:10.72)	0:23.64[4] (0:11.35)	0:12.29[6] (0:12.28)
Average Speed [km/h]	51.8	69.8	67.1	63.5	59.2
Top Speed [km/h]	70.2	71.4	68.8	66.3	62.1
Avg. Dist. to Rail [m]	6.0	2.6	0.4	1.9	4.1
Avg. Stride Freq. [Hz]	2.4	2.5	2.5	2.4	2.3
Avg. Stride Length [m]	5.9	7.7	7.5	7.2	7.0



[] Ranking at each section and finish
-:-:- No data available at this section
NA No data available

Horse/Jockey Name	THE GREAT BABY/Isaac Sit
Finish Rank	8
Fastest Section Time (Section)	0:10.38 (L800)
Top Speed [km/h] (Section)	71.4 (Overall)
Race State	Finished



Morphettville Parks-Professional-2025-11-29

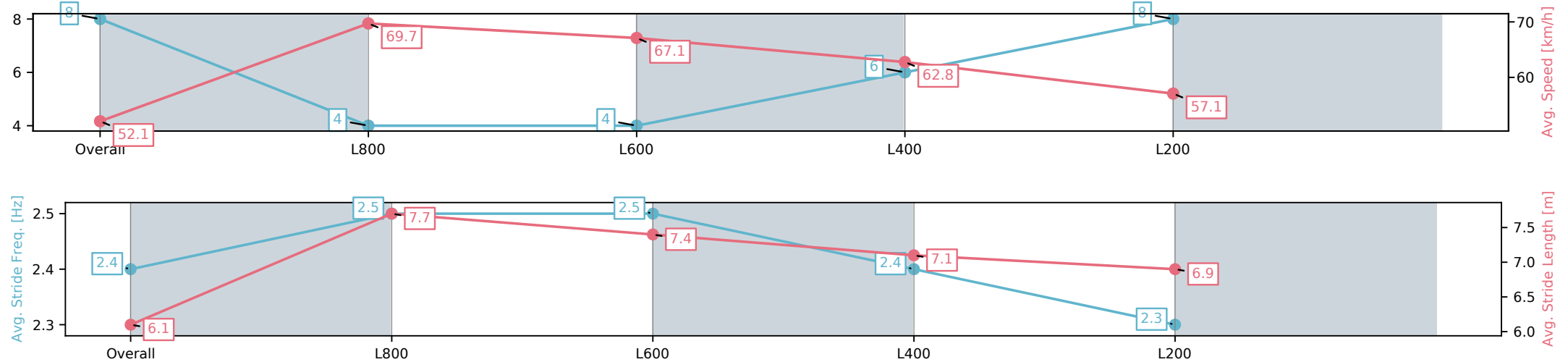
Race 5: Winning Edge Presentations Handicap - 1000m

29 November 2025 - 2:55PM

Track Rating: Good 4, Weather: Overcast, Rail Position: +6m Entire, Sectional 608m



Section	Overall	L800	L600	L400	L200
Section Times	0:59.37[8] (0:13.83)	0:45.54[4] (0:10.38)	0:35.16[4] (0:10.89)	0:24.27[6] (0:11.53)	0:12.74[8] (0:12.74)
Average Speed [km/h]	52.1	69.7	67.1	62.8	57.1
Top Speed [km/h]	70.3	71.4	68.9	64.5	61.6
Avg. Dist. to Rail [m]	5.5	3.9	2.2	2.8	3.4
Avg. Stride Freq. [Hz]	2.4	2.5	2.5	2.4	2.3
Avg. Stride Length [m]	6.1	7.7	7.4	7.1	6.9



[] Ranking at each section and finish
-:-:- No data available at this section
NA No data available