



Morphettville Parks-Professional-2025-11-29

Race 4: AIG Security Handicap - 1300m

29 November 2025 - 2:20PM

Track Rating: Good 4, Weather: Overcast, Rail Position: +6m Entire, Sectional 608m



Section Field Times							Overall	L1200	L1000	L800	L600	L400		
							1:17.23 (0:08.35)	1:08.88 (0:10.62)	0:58.26 (0:10.94)	0:47.31 (0:11.39)	0:35.93 (0:11.45)	0:24.47 (0:11.70)		
Position	#	Horse/Jockey	Barrier	Top Speed [km/h]	Fastest Section	First 400m							Distance Travelled From Winner [m]	
1	4	AUTUMN FROST	4	68.2	0:10.66	0:24.36	1:17.23	1:08.89 [1]	0:58.23 [2]	0:47.32 [1]	0:35.93 [1]	0:24.48 [1]		
		Caitlin Jones		1400-1200	1200-1000		(0:08.34)	(0:10.66)	(0:10.91)	(0:11.39)	(0:11.45)	(0:11.70)		
2	2	SWIFTIE HARRIET	11	66.9	0:11.18	0:25.38	1:17.36	1:08.74 [10]	0:57.44 [10]	0:46.26 [10]	0:34.85 [10]	0:23.63 [9]		+5
		Kayla Crowther		800-600	1000-800		(0:08.62)	(0:11.30)	(0:11.18)	(0:11.41)	(0:11.22)	(0:11.37)		
3	5	CREEK	5	66.5	0:11.01	0:24.95	1:17.50	1:08.99 [4]	0:57.98 [6]	0:46.80 [8]	0:35.45 [6]	0:23.94 [6]		+3
		Rochelle Milnes		1400-1200	1200-1000		(0:08.51)	(0:11.01)	(0:11.18)	(0:11.35)	(0:11.51)	(0:11.56)		
4	11	SHALHAVMUSIK	6	66.4	0:11.00	0:25.13	1:17.87	1:09.28 [8]	0:58.28 [7]	0:47.17 [7]	0:35.77 [8]	0:24.26 [7]		+3
		Anna Jordsjo		1400-1200	1200-1000		(0:08.59)	(0:11.00)	(0:11.11)	(0:11.40)	(0:11.51)	(0:11.72)		
5	3	ROYAL SCRIPTURE	9	66.2	0:11.08	0:25.15	1:17.88	1:09.34 [5]	0:58.26 [8]	0:47.02 [9]	0:35.59 [9]	0:24.13 [10]		+5
		Alana Livesey		1400-1200	1200-1000		(0:08.54)	(0:11.08)	(0:11.24)	(0:11.43)	(0:11.46)	(0:11.69)		
6	1	HIS FINEST HOUR	10	66.3	0:11.08	0:25.44	1:18.07	1:09.14 [11]	0:58.06 [11]	0:46.91 [11]	0:35.51 [11]	0:24.06 [11]		+3
		Alysha Warren		1400-1200	1200-1000		(0:08.93)	(0:11.08)	(0:11.15)	(0:11.40)	(0:11.45)	(0:11.57)		
7	6	FRONTPOINT	1	69.4	0:10.71	0:24.65	1:18.09	1:09.48 [9]	0:58.77 [4]	0:47.74 [3]	0:36.30 [3]	0:24.75 [3]		-1
		Harry Grace		1400-1200	1200-1000		(0:08.61)	(0:10.71)	(0:11.03)	(0:11.44)	(0:11.55)	(0:12.02)		
8	7	TESTING ONE TWO	2	68.4	0:10.79	0:24.63	1:18.15	1:09.61 [5]	0:58.82 [5]	0:47.66 [5]	0:36.24 [4]	0:24.65 [5]		+2
		Todd Pannell		1400-1200	1200-1000		(0:08.54)	(0:10.79)	(0:11.16)	(0:11.42)	(0:11.59)	(0:11.91)		
9	13	QUEENOFTHEAIR	3	67.1	0:11.04	0:25.03	1:18.41	1:09.82 [7]	0:58.78 [9]	0:47.71 [6]	0:36.34 [7]	0:24.79 [8]		-2
		Taylor Johnstone		1400-1200	1200-1000		(0:08.59)	(0:11.04)	(0:11.07)	(0:11.37)	(0:11.55)	(0:11.93)		
10	8	VEXATIOUS CHOICE	8	68.5	0:10.81	0:24.62	1:18.58	1:10.10 [3]	0:59.29 [3]	0:48.13 [4]	0:36.62 [5]	0:25.13 [4]		+6
		Campbell Rawiller		1200-1000	1200-1000		(0:08.48)	(0:10.81)	(0:11.16)	(0:11.51)	(0:11.49)	(0:11.97)		

Scratched: Like A Diamond (#10), Bolshoi Babe (#12)

Report Created: Sat 29 November 2025 15:31:49 GMT+11 (Note: Timing is based on positional data)

Page 1/15

[] Position in running at each section and finish
-:-:- No data available at this section
NA No data available
Saddle cloth number
DNF Did not finish
DNT Did not track
Background shading for fastest section



Morphettville Parks-Professional-2025-11-29
Race 4: AIG Security Handicap - 1300m
29 November 2025 - 2:20PM



Track Rating: Good 4, Weather: Overcast, Rail Position: +6m Entire, Sectional 608m

Section							Overall	L1200	L1000	L800	L600	L400			
Field Times							1:17.23 (0:08.35)	1:08.88 (0:10.62)	0:58.26 (0:10.94)	0:47.31 (0:11.39)	0:35.93 (0:11.45)	0:24.47 (0:11.70)			
Position	#	Horse/Jockey	Barrier	Top Speed [km/h]	Fastest Section	First 400m									Distance Travelled From Winner [m]
11	9	ON THE MAP	7	68.7	0:10.63	0:24.49	1:18.82	1:10.48 [2]	0:59.85 [1]	0:48.66 [2]	0:37.29 [2]	0:25.82 [2]		+6	
		Emily Finnegan		1400-1200	1200-1000		(0:08.34)	(0:10.63)	(0:11.19)	(0:11.37)	(0:11.47)	(0:12.20)			

Scratched: Like A Diamond (#10), Bolshoi Babe (#12)

- []

Position in running at each section and finish
- :--:--

No data available at this section
- NA

No data available
- Background shading for fastest section
- #

Saddle cloth number
- DNF

Did not finish
- DNT

Did not track



Morphettville Parks-Professional-2025-11-29

Race 4: AIG Security Handicap - 1300m

29 November 2025 - 2:20PM

Track Rating: Good 4, Weather: Overcast, Rail Position: +6m Entire, Sectional 608m



Section Field Times

L200
0:12.77
(0:12.77)

Position	#	Horse/Jockey	Barrier	Top Speed [km/h]	Fastest Section	First 400m	Margin	Distance Travelled From Winner [m]
1	4	AUTUMN FROST	4	68.2	0:10.66	0:24.36	0:12.78 [1]	1:17.23
		Caitlin Jones		1400-1200	1200-1000		(0:12.78)	
2	2	SWIFTIE HARRIET	11	66.9	0:11.18	0:25.38	0:12.26 [2]	+5
		Kayla Crowther		800-600	1000-800		(0:12.26)	
3	5	CREEK	5	66.5	0:11.01	0:24.95	0:12.37 [3]	+3
		Rochelle Milnes		1400-1200	1200-1000		(0:12.37)	
4	11	SHALHAVMUSIK	6	66.4	0:11.00	0:25.13	0:12.54 [5]	+3
		Anna Jordsjo		1400-1200	1200-1000		(0:12.54)	
5	3	ROYAL SCRIPTURE	9	66.2	0:11.08	0:25.15	0:12.44 [9]	+5
		Alana Livesey		1400-1200	1200-1000		(0:12.44)	
6	1	HIS FINEST HOUR	10	66.3	0:11.08	0:25.44	0:12.48 [11]	+3
		Alysha Warren		1400-1200	1200-1000		(0:12.48)	
7	6	FRONTPOINT	1	69.4	0:10.71	0:24.65	0:12.73 [6]	-1
		Harry Grace		1400-1200	1200-1000		(0:12.73)	
8	7	TESTING ONE TWO	2	68.4	0:10.79	0:24.63	0:12.74 [7]	+2
		Todd Pannell		1400-1200	1200-1000		(0:12.74)	
9	13	QUEENOFTHEAIR	3	67.1	0:11.04	0:25.03	0:12.86 [10]	-2
		Taylor Johnstone		1400-1200	1200-1000		(0:12.86)	
10	8	VEXATIOUS CHOICE	8	68.5	0:10.81	0:24.62	0:13.16 [8]	+6
		Campbell Rawiller		1200-1000	1200-1000		(0:13.16)	

Scratched: Like A Diamond (#10), Bolshoi Babe (#12)

Report Created: Sat 29 November 2025 15:31:49 GMT+11 (Note: Timing is based on positional data)

Page 3/15

[] Position in running at each section and finish
-:-:- No data available at this section
NA No data available
■ Background shading for fastest section

Saddle cloth number
DNF Did not finish
DNT Did not track



Morphettville Parks-Professional-2025-11-29

Race 4: AIG Security Handicap - 1300m

29 November 2025 - 2:20PM

Track Rating: Good 4, Weather: Overcast, Rail Position: +6m Entire, Sectional 608m



Section
Field Times

L200
0:12.77
(0:12.77)

Position	#	Horse/Jockey	Barrier	Top Speed [km/h]	Fastest Section	First 400m	Margin	Distance Travelled From Winner [m]						
11	9	ON THE MAP	7	68.7	0:10.63	0:24.49	0:13.62 [4]	10.32L						+6
		Emily Finnegan		1400-1200	1200-1000		(0:13.62)							

Scratched: Like A Diamond (#10), Bolshoi Babe (#12)

- []

Position in running at each section and finish
- :--:-

No data available at this section
- NA

No data available
- Background shading for fastest section
- #

Saddle cloth number
- DNF

Did not finish
- DNT

Did not track

Horse/Jockey Name	AUTUMN FROST/Caitlin Jones
Finish Rank	1
Fastest Section Time (Section)	0:10.66 (L1200)
Top Speed [km/h] (Section)	68.2 (Overall)
Race State	Finished



Morphettville Parks-Professional-2025-11-29

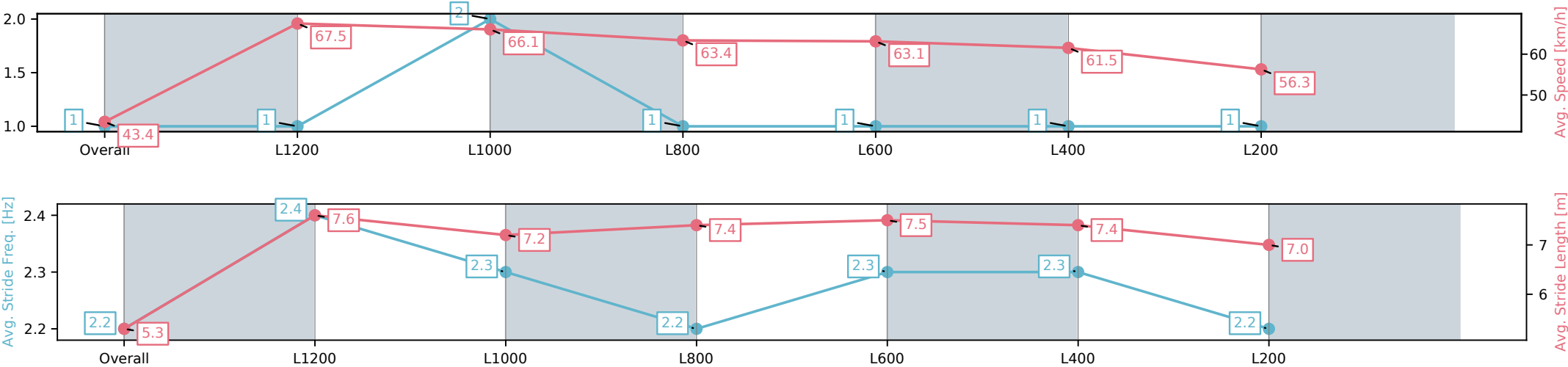
Race 4: AIG Security Handicap - 1300m

29 November 2025 - 2:20PM

Track Rating: Good 4, Weather: Overcast, Rail Position: +6m Entire, Sectional 608m



Section	Overall	L1200	L1000	L800	L600	L400	L200
Section Times	1:17.23[1] (0:08.34)	1:08.89[1] (0:10.66)	0:58.23[2] (0:10.91)	0:47.32[1] (0:11.39)	0:35.93[1] (0:11.45)	0:24.48[1] (0:11.70)	0:12.78[1] (0:12.78)
Average Speed [km/h]	43.4	67.5	66.1	63.4	63.1	61.5	56.3
Top Speed [km/h]	65.4	68.2	67.8	64.1	63.6	63.2	59.1
Avg. Dist. to Rail [m]	5.6	1.9	0.6	0.7	0.6	0.5	0.9
Avg. Stride Freq. [Hz]	2.2	2.4	2.3	2.2	2.3	2.3	2.2
Avg. Stride Length [m]	5.3	7.6	7.2	7.4	7.5	7.4	7.0



[] Ranking at each section and finish
-:-:- No data available at this section
NA No data available

Horse/Jockey Name	SWIFTIE HARRIET/Kayla Crowther
Finish Rank	2
Fastest Section Time (Section)	0:11.18 (L1000)
Top Speed [km/h] (Section)	66.9 (L800)
Race State	Finished



Morphettville Parks-Professional-2025-11-29

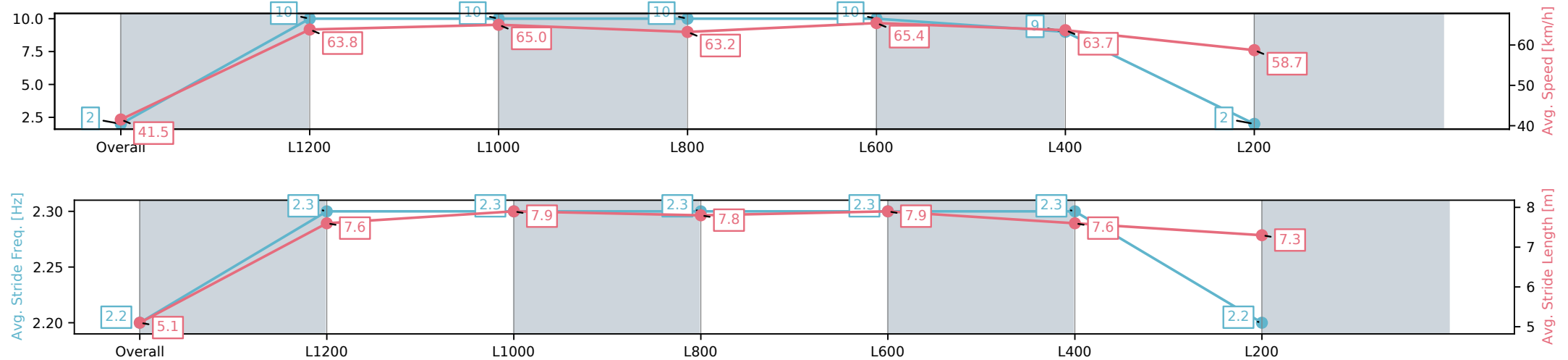
Race 4: AIG Security Handicap - 1300m

29 November 2025 - 2:20PM

Track Rating: Good 4, Weather: Overcast, Rail Position: +6m Entire, Sectional 608m



Section	Overall	L1200	L1000	L800	L600	L400	L200
Section Times	1:17.36[2] (0:08.62)	1:08.74[10] (0:11.30)	0:57.44[10] (0:11.18)	0:46.26[10] (0:11.41)	0:34.85[10] (0:11.22)	0:23.63[9] (0:11.37)	0:12.26[2] (0:12.26)
Average Speed [km/h]	41.5	63.8	65.0	63.2	65.4	63.7	58.7
Top Speed [km/h]	61.9	65.0	65.9	65.3	66.9	65.3	62.6
Avg. Dist. to Rail [m]	10.8	4.8	1.6	1.8	2.6	5.3	6.2
Avg. Stride Freq. [Hz]	2.2	2.3	2.3	2.3	2.3	2.3	2.2
Avg. Stride Length [m]	5.1	7.6	7.9	7.8	7.9	7.6	7.3



[] Ranking at each section and finish
-:-:- No data available at this section
NA No data available

Horse/Jockey Name	CREEK/Rochelle Milnes
Finish Rank	3
Fastest Section Time (Section)	0:11.01 (L1200)
Top Speed [km/h] (Section)	66.5 (Overall)
Race State	Finished



Morphettville Parks-Professional-2025-11-29

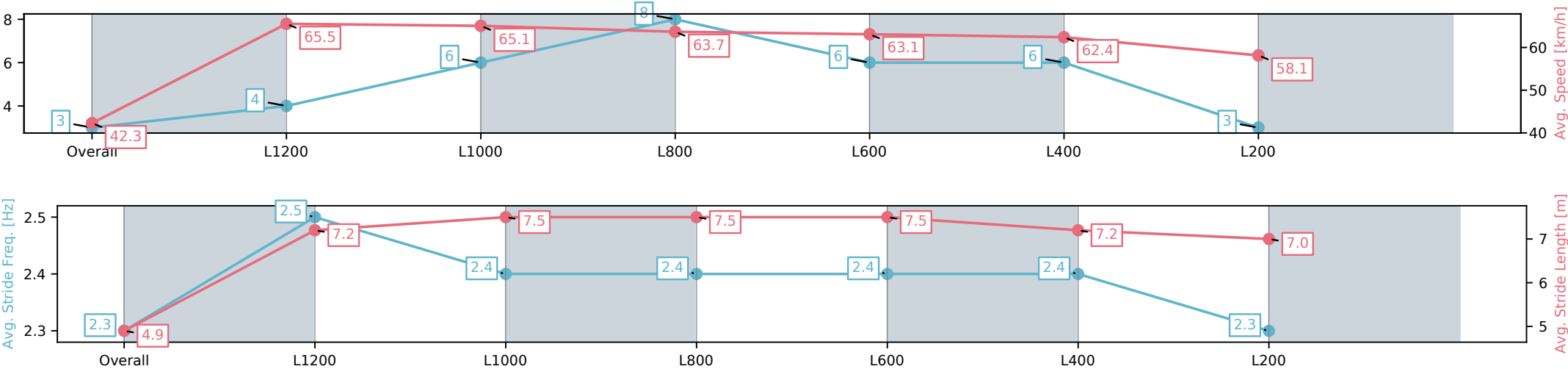
Race 4: AIG Security Handicap - 1300m

29 November 2025 - 2:20PM

Track Rating: Good 4, Weather: Overcast, Rail Position: +6m Entire, Sectional 608m



Section	Overall	L1200	L1000	L800	L600	L400	L200
Section Times	1:17.50[3] (0:08.51)	1:08.99[4] (0:11.01)	0:57.98[6] (0:11.18)	0:46.80[8] (0:11.35)	0:35.45[6] (0:11.51)	0:23.94[6] (0:11.56)	0:12.37[3] (0:12.37)
Average Speed [km/h]	42.3	65.5	65.1	63.7	63.1	62.4	58.1
Top Speed [km/h]	63.4	66.5	66.3	64.8	63.7	63.6	61.2
Avg. Dist. to Rail [m]	6.8	3.2	2.0	1.6	1.4	3.0	2.9
Avg. Stride Freq. [Hz]	2.3	2.5	2.4	2.4	2.4	2.4	2.3
Avg. Stride Length [m]	4.9	7.2	7.5	7.5	7.5	7.2	7.0



[] Ranking at each section and finish
-:-:- No data available at this section
NA No data available

Horse/Jockey Name	SHALHAVMUSIK/Anna Jordsjo
Finish Rank	4
Fastest Section Time (Section)	0:11.00 (L1200)
Top Speed [km/h] (Section)	66.4 (Overall)
Race State	Finished



Morphettville Parks-Professional-2025-11-29

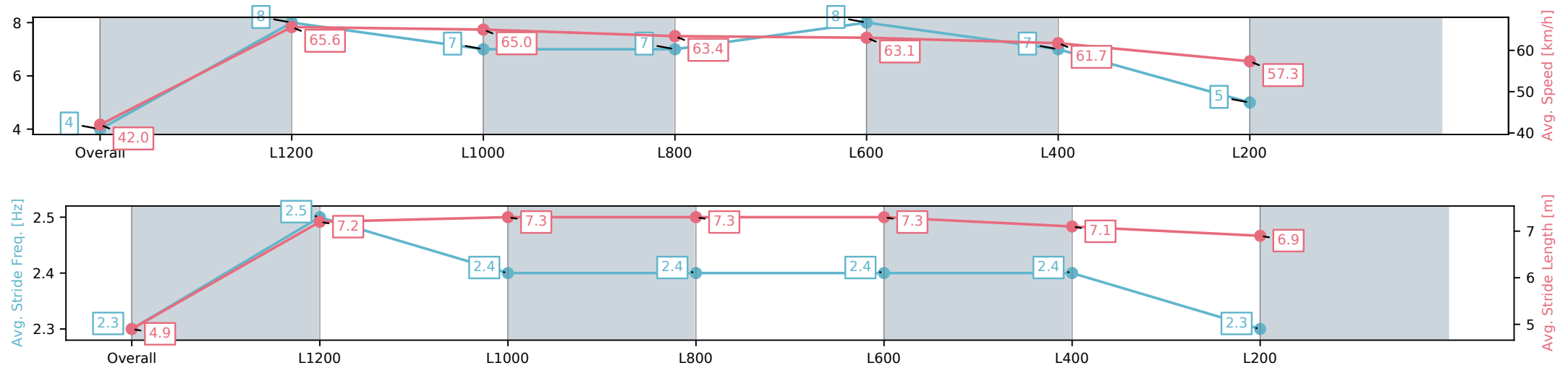
Race 4: AIG Security Handicap - 1300m

29 November 2025 - 2:20PM

Track Rating: Good 4, Weather: Overcast, Rail Position: +6m Entire, Sectional 608m



Section	Overall	L1200	L1000	L800	L600	L400	L200
Section Times	1:17.87[4] (0:08.59)	1:09.28[8] (0:11.00)	0:58.28[7] (0:11.11)	0:47.17[7] (0:11.40)	0:35.77[8] (0:11.51)	0:24.26[7] (0:11.72)	0:12.54[5] (0:12.54)
Average Speed [km/h]	42.0	65.6	65.0	63.4	63.1	61.7	57.3
Top Speed [km/h]	62.5	66.4	65.9	65.2	64.0	63.8	61.1
Avg. Dist. to Rail [m]	7.6	3.6	1.4	1.0	1.5	3.0	5.9
Avg. Stride Freq. [Hz]	2.3	2.5	2.4	2.4	2.4	2.4	2.3
Avg. Stride Length [m]	4.9	7.2	7.3	7.3	7.3	7.1	6.9



[] Ranking at each section and finish
-:-:- No data available at this section
NA No data available

Horse/Jockey Name	ROYAL SCRIPTURE/Alana Livesey
Finish Rank	5
Fastest Section Time (Section)	0:11.08 (L1200)
Top Speed [km/h] (Section)	66.2 (Overall)
Race State	Finished



Morphettville Parks-Professional-2025-11-29

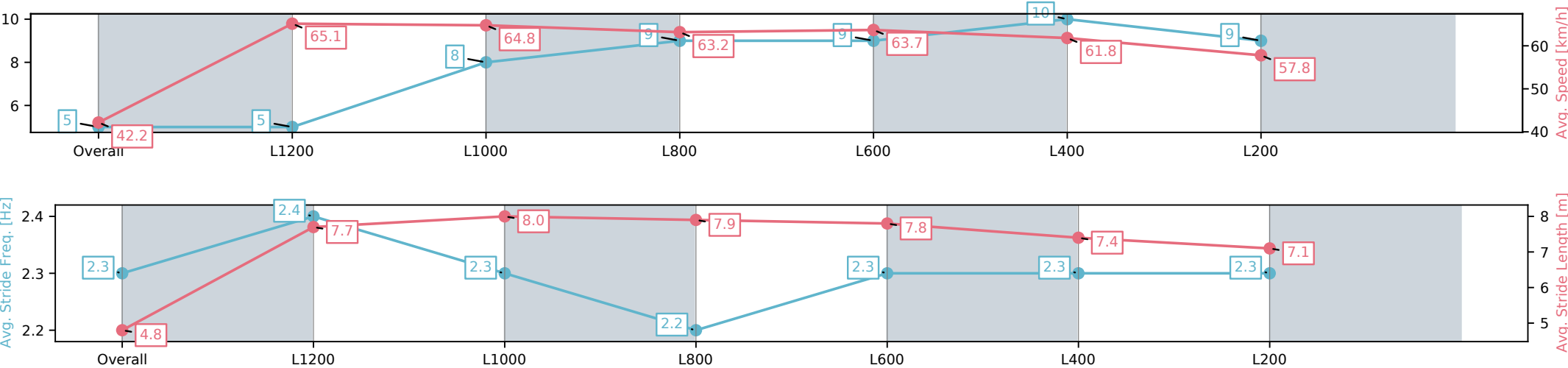
Race 4: AIG Security Handicap - 1300m

29 November 2025 - 2:20PM

Track Rating: Good 4, Weather: Overcast, Rail Position: +6m Entire, Sectional 608m



Section	Overall	L1200	L1000	L800	L600	L400	L200
Section Times	1:17.88[5] (0:08.54)	1:09.34[5] (0:11.08)	0:58.26[8] (0:11.24)	0:47.02[9] (0:11.43)	0:35.59[9] (0:11.46)	0:24.13[10] (0:11.69)	0:12.44[9] (0:12.44)
Average Speed [km/h]	42.2	65.1	64.8	63.2	63.7	61.8	57.8
Top Speed [km/h]	64.0	66.2	66.2	64.0	64.2	64.5	60.7
Avg. Dist. to Rail [m]	9.8	4.6	2.1	1.8	1.8	4.1	7.3
Avg. Stride Freq. [Hz]	2.3	2.4	2.3	2.2	2.3	2.3	2.3
Avg. Stride Length [m]	4.8	7.7	8.0	7.9	7.8	7.4	7.1



[] Ranking at each section and finish
-:-:- No data available at this section
NA No data available

Horse/Jockey Name	HIS FINEST HOUR/Alysha Warren
Finish Rank	6
Fastest Section Time (Section)	0:11.08 (L1200)
Top Speed [km/h] (Section)	66.3 (Overall)
Race State	Finished



Morphettville Parks-Professional-2025-11-29

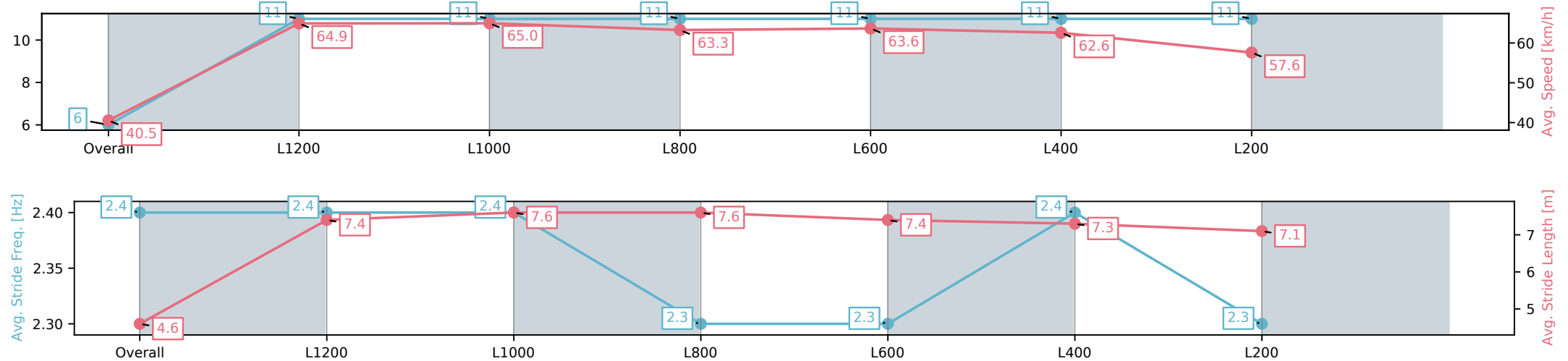
Race 4: AIG Security Handicap - 1300m

29 November 2025 - 2:20PM

Track Rating: Good 4, Weather: Overcast, Rail Position: +6m Entire, Sectional 608m



Section	Overall	L1200	L1000	L800	L600	L400	L200
Section Times	1:18.07[6] (0:08.93)	1:09.14[11] (0:11.08)	0:58.06[11] (0:11.15)	0:46.91[11] (0:11.40)	0:35.51[11] (0:11.45)	0:24.06[11] (0:11.57)	0:12.48[11] (0:12.48)
Average Speed [km/h]	40.5	64.9	65.0	63.3	63.6	62.6	57.6
Top Speed [km/h]	62.3	66.3	66.2	64.2	65.0	64.9	61.0
Avg. Dist. to Rail [m]	10.5	3.2	1.2	0.8	1.8	5.1	8.4
Avg. Stride Freq. [Hz]	2.4	2.4	2.4	2.3	2.3	2.4	2.3
Avg. Stride Length [m]	4.6	7.4	7.6	7.6	7.4	7.3	7.1



[] Ranking at each section and finish
-:-:- No data available at this section
NA No data available

Horse/Jockey Name	FRONTPOINT/Harry Grace
Finish Rank	7
Fastest Section Time (Section)	0:10.71 (L1200)
Top Speed [km/h] (Section)	69.4 (Overall)
Race State	Finished



Morphettville Parks-Professional-2025-11-29

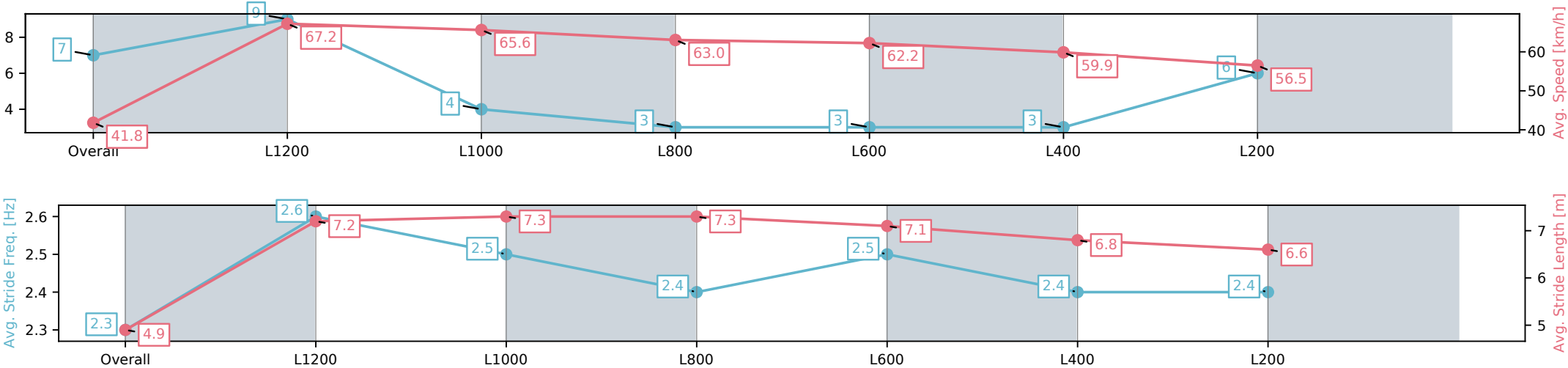
Race 4: AIG Security Handicap - 1300m

29 November 2025 - 2:20PM

Track Rating: Good 4, Weather: Overcast, Rail Position: +6m Entire, Sectional 608m



Section	Overall	L1200	L1000	L800	L600	L400	L200
Section Times	1:18.09[7] (0:08.61)	1:09.48[9] (0:10.71)	0:58.77[4] (0:11.03)	0:47.74[3] (0:11.44)	0:36.30[3] (0:11.55)	0:24.75[3] (0:12.02)	0:12.73[6] (0:12.73)
Average Speed [km/h]	41.8	67.2	65.6	63.0	62.2	59.9	56.5
Top Speed [km/h]	64.6	69.4	67.3	64.2	63.0	61.5	58.5
Avg. Dist. to Rail [m]	2.5	0.8	0.6	0.5	0.1	0.4	1.4
Avg. Stride Freq. [Hz]	2.3	2.6	2.5	2.4	2.5	2.4	2.4
Avg. Stride Length [m]	4.9	7.2	7.3	7.3	7.1	6.8	6.6



[] Ranking at each section and finish
-:-:- No data available at this section
NA No data available

Horse/Jockey Name	TESTING ONE TWO/Todd Pannell
Finish Rank	8
Fastest Section Time (Section)	0:10.79 (L1200)
Top Speed [km/h] (Section)	68.4 (Overall)
Race State	Finished



Morphettville Parks-Professional-2025-11-29

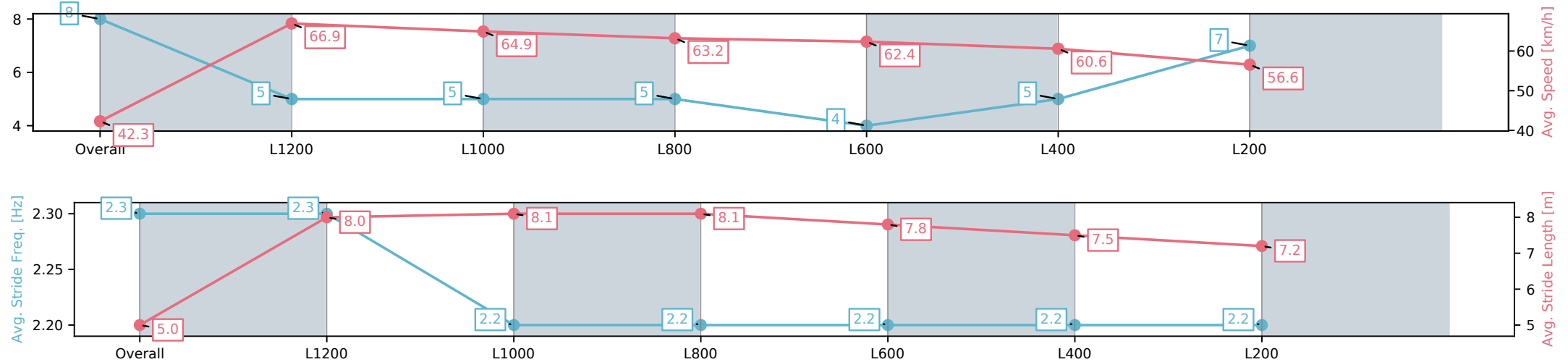
Race 4: AIG Security Handicap - 1300m

29 November 2025 - 2:20PM

Track Rating: Good 4, Weather: Overcast, Rail Position: +6m Entire, Sectional 608m



Section	Overall	L1200	L1000	L800	L600	L400	L200
Section Times	1:18.15[8] (0:08.54)	1:09.61[5] (0:10.79)	0:58.82[5] (0:11.16)	0:47.66[5] (0:11.42)	0:36.24[4] (0:11.59)	0:24.65[5] (0:11.91)	0:12.74[7] (0:12.74)
Average Speed [km/h]	42.3	66.9	64.9	63.2	62.4	60.6	56.6
Top Speed [km/h]	63.6	68.4	67.2	64.8	63.8	61.9	58.6
Avg. Dist. to Rail [m]	3.7	2.0	1.2	1.2	0.8	1.7	2.7
Avg. Stride Freq. [Hz]	2.3	2.3	2.2	2.2	2.2	2.2	2.2
Avg. Stride Length [m]	5.0	8.0	8.1	8.1	7.8	7.5	7.2



[] Ranking at each section and finish
-:-:- No data available at this section
NA No data available

Horse/Jockey Name	QUEENOFTHEAIR/Taylor Johnstone
Finish Rank	9
Fastest Section Time (Section)	0:11.04 (L1200)
Top Speed [km/h] (Section)	67.1 (Overall)
Race State	Finished



Morphettville Parks-Professional-2025-11-29

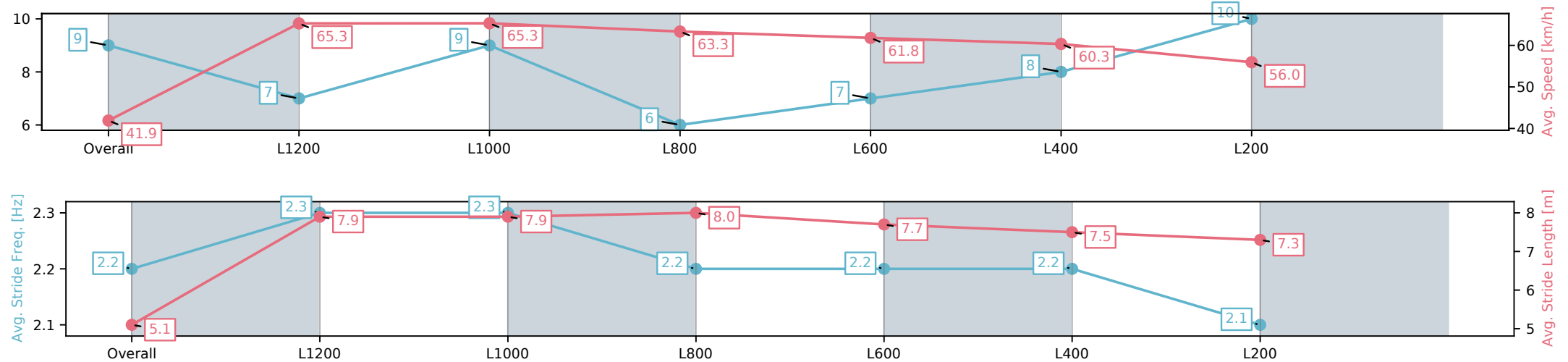
Race 4: AIG Security Handicap - 1300m

29 November 2025 - 2:20PM

Track Rating: Good 4, Weather: Overcast, Rail Position: +6m Entire, Sectional 608m



Section	Overall	L1200	L1000	L800	L600	L400	L200
Section Times	1:18.41[9] (0:08.59)	1:09.82[7] (0:11.04)	0:58.78[9] (0:11.07)	0:47.71[6] (0:11.37)	0:36.34[7] (0:11.55)	0:24.79[8] (0:11.93)	0:12.86[10] (0:12.86)
Average Speed [km/h]	41.9	65.3	65.3	63.3	61.8	60.3	56.0
Top Speed [km/h]	63.4	67.1	67.0	65.1	62.8	61.5	58.0
Avg. Dist. to Rail [m]	4.8	2.4	0.6	0.4	1.2	0.8	2.4
Avg. Stride Freq. [Hz]	2.2	2.3	2.3	2.2	2.2	2.2	2.1
Avg. Stride Length [m]	5.1	7.9	7.9	8.0	7.7	7.5	7.3



[] Ranking at each section and finish
-:-:- No data available at this section
NA No data available

Horse/Jockey Name	VEXATIOUS CHOICE/Campbell Rawiller
Finish Rank	10
Fastest Section Time (Section)	0:10.81 (L1200)
Top Speed [km/h] (Section)	68.5 (L1200)
Race State	Finished



Morphettville Parks-Professional-2025-11-29

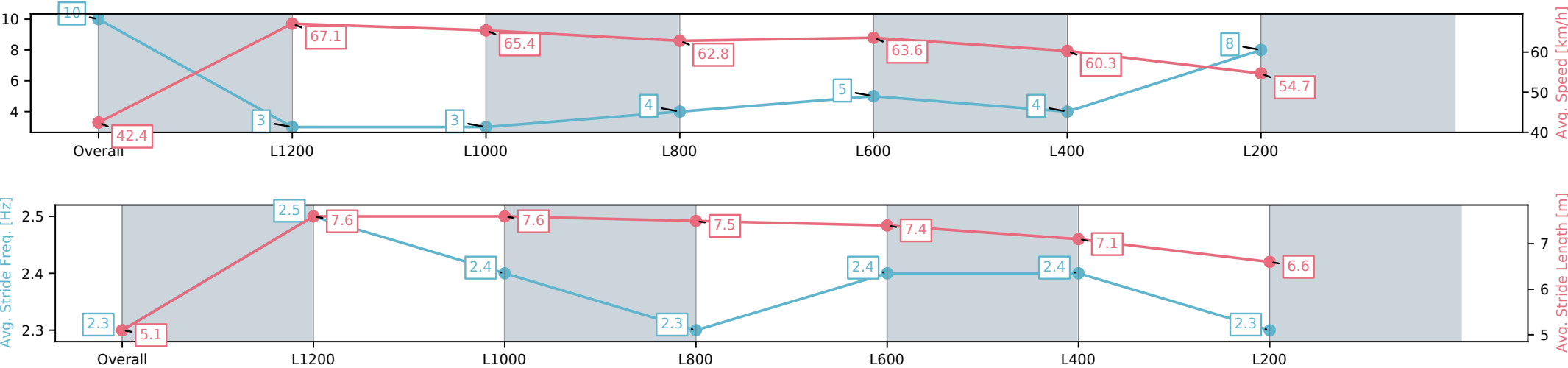
Race 4: AIG Security Handicap - 1300m

29 November 2025 - 2:20PM

Track Rating: Good 4, Weather: Overcast, Rail Position: +6m Entire, Sectional 608m



Section	Overall	L1200	L1000	L800	L600	L400	L200
Section Times	1:18.58[10] (0:08.48)	1:10.10[3] (0:10.81)	0:59.29[3] (0:11.16)	0:48.13[4] (0:11.51)	0:36.62[5] (0:11.49)	0:25.13[4] (0:11.97)	0:13.16[8] (0:13.16)
Average Speed [km/h]	42.4	67.1	65.4	62.8	63.6	60.3	54.7
Top Speed [km/h]	63.8	68.3	68.5	64.3	65.1	61.7	58.3
Avg. Dist. to Rail [m]	9.2	4.2	3.1	2.6	2.1	3.2	5.3
Avg. Stride Freq. [Hz]	2.3	2.5	2.4	2.3	2.4	2.4	2.3
Avg. Stride Length [m]	5.1	7.6	7.6	7.5	7.4	7.1	6.6



[] Ranking at each section and finish
-:-:- No data available at this section
NA No data available

Horse/Jockey Name	ON THE MAP/Emily Finnegan
Finish Rank	11
Fastest Section Time (Section)	0:10.63 (L1200)
Top Speed [km/h] (Section)	68.7 (Overall)
Race State	Finished



Morphettville Parks-Professional-2025-11-29

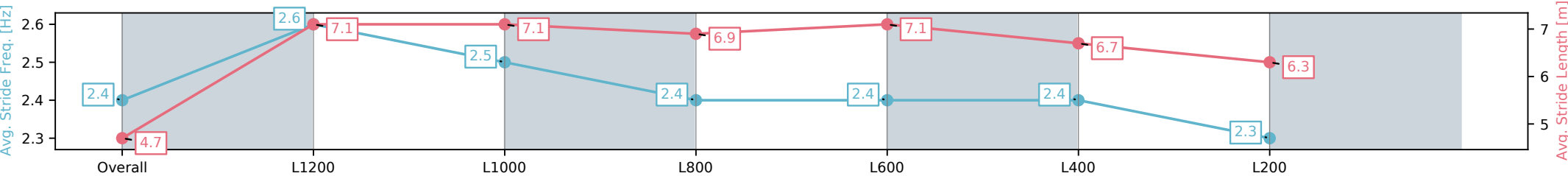
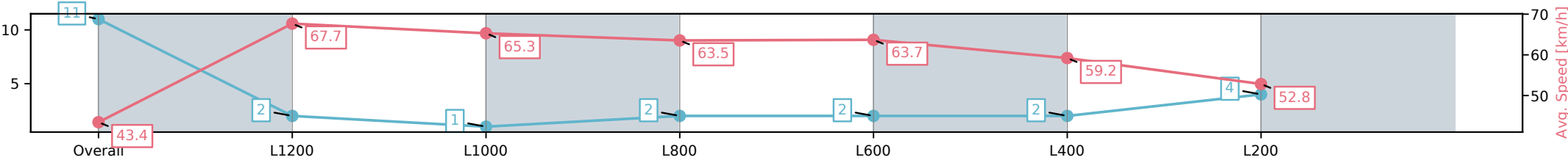
Race 4: AIG Security Handicap - 1300m

29 November 2025 - 2:20PM

Track Rating: Good 4, Weather: Overcast, Rail Position: +6m Entire, Sectional 608m



Section	Overall	L1200	L1000	L800	L600	L400	L200
Section Times	1:18.82[11] (0:08.34)	1:10.48[2] (0:10.63)	0:59.85[1] (0:11.19)	0:48.66[2] (0:11.37)	0:37.29[2] (0:11.47)	0:25.82[2] (0:12.20)	0:13.62[4] (0:13.62)
Average Speed [km/h]	43.4	67.7	65.3	63.5	63.7	59.2	52.8
Top Speed [km/h]	65.0	68.7	67.6	64.6	67.0	62.2	56.4
Avg. Dist. to Rail [m]	8.3	3.6	3.0	3.1	1.6	3.8	4.9
Avg. Stride Freq. [Hz]	2.4	2.6	2.5	2.4	2.4	2.4	2.3
Avg. Stride Length [m]	4.7	7.1	7.1	6.9	7.1	6.7	6.3



[] Ranking at each section and finish
-:-:- No data available at this section
NA No data available