



Morphettville Parks-Professional-2025-11-08
Race 9: Sportsbet More Places Handicap (Heat of Sportsbet Riziz Series) - 1000m
08 November 2025 - 5:36PM



Track Rating: Good 4, Weather: Overcast, Rail Position: True

Section Field Times							Overall	L800	L600	L400	L200			
							0:57.59 (0:13.46)	0:44.13 (0:10.35)	0:33.79 (0:10.85)	0:22.93 (0:11.20)	0:11.74 (0:11.74)			
Position	#	Horse/Jockey	Barrier	Top Speed [km/h]	Fastest Section	First 400m						Margin	Distance Travelled From Winner [m]	
1	3	SUPER ALANA	10	70.3	0:10.52	0:23.99	0:57.59	0:44.12 [3]	0:33.60 [4]	0:22.80 [2]	0:11.74 [1]		0:57.59	
		Isaac Sit		1000-800	800-600		(0:13.47)	(0:10.52)	(0:10.80)	(0:11.06)	(0:11.74)			
2	5	BIG WATCH	4	70.5	0:10.46	0:24.30	0:57.70	0:43.86 [10]	0:33.40 [10]	0:22.65 [8]	0:11.73 [3]	0.7L	+2	
		Jason Holder		1000-800	800-600		(0:13.84)	(0:10.46)	(0:10.75)	(0:10.92)	(0:11.73)			
3	12	BEAUTY BOUND	5	70.9	0:10.45	0:24.06	0:57.84	0:44.23 [5]	0:33.78 [6]	0:22.85 [6]	0:11.64 [8]	1.6L	+0	
		Taylor Johnstone		1000-800	800-600		(0:13.61)	(0:10.45)	(0:10.93)	(0:11.21)	(0:11.64)			
4	6	THE STALKER	11	70.6	0:10.45	0:23.91	0:57.94	0:44.48 [2]	0:34.03 [3]	0:22.98 [5]	0:11.85 [5]	2.25L	+0	
		Todd Pannell		1000-800	800-600		(0:13.46)	(0:10.45)	(0:11.05)	(0:11.13)	(0:11.85)			
5	4	SANTASTICO	9	71.9	0:10.35	0:24.12	0:57.96	0:44.19 [7]	0:33.84 [7]	0:22.95 [7]	0:11.76 [7]	2.37L	+3	
		Connor Murtagh		1000-800	800-600		(0:13.77)	(0:10.35)	(0:10.89)	(0:11.19)	(0:11.76)			
6	2	HOWL	7	70.3	0:10.49	0:24.35	0:57.98	0:44.12 [11]	0:33.63 [11]	0:22.71 [11]	0:11.64 [11]	2.54L	+6	
		Brooke King		1000-800	800-600		(0:13.86)	(0:10.49)	(0:10.92)	(0:11.07)	(0:11.64)			
7	14	MINTULEE	8	71.8	0:10.27	0:24.06	0:58.01	0:44.22 [8]	0:33.95 [5]	0:23.09 [4]	0:11.98 [4]	2.71L	+4	
		Caitlin Tootell		1000-800	800-600		(0:13.79)	(0:10.27)	(0:10.86)	(0:11.11)	(0:11.98)			
8	17	BABAYKA	1	70.7	0:10.38	0:24.13	0:58.04	0:44.29 [6]	0:33.91 [8]	0:22.99 [9]	0:11.85 [6]	2.87L	-3	
		Stacey Metcalfe		1000-800	800-600		(0:13.75)	(0:10.38)	(0:10.92)	(0:11.14)	(0:11.85)			
9	1	FREE BEER	2	70.3	0:10.46	0:24.26	0:58.08	0:44.28 [9]	0:33.82 [9]	0:22.83 [10]	0:11.83 [9]	3.15L	+1	
		Alysha Warren		1000-800	800-600		(0:13.80)	(0:10.46)	(0:10.99)	(0:11.00)	(0:11.83)			
10	13	THE MAGISTRATE	6	70.9	0:10.38	0:23.83	0:58.14	0:44.69 [1]	0:34.31 [2]	0:23.49 [1]	0:12.18 [2]	3.56L	-4	
		Kayla Crowther		1000-800	800-600		(0:13.45)	(0:10.38)	(0:10.82)	(0:11.31)	(0:12.18)			

Scratched: Kaido (#7), Vexatious Dancer (#11), Truly Elsa (#15)

Report Created: Sat 08 November 2025 18:23:06 GMT+11 (Note: Timing is based on positional data)

Page 1/16

[] Position in running at each section and finish
-:-:- No data available at this section
NA No data available
Saddle cloth number
DNF Did not finish
DNT Did not track
Background shading for fastest section



Morphettville Parks-Professional-2025-11-08
Race 9: Sportsbet More Places Handicap (Heat of Sportsbet Riziz Series) - 1000m
08 November 2025 - 5:36PM



Track Rating: Good 4, Weather: Overcast, Rail Position: True

**Section
Field Times**

							Overall	L800	L600	L400	L200			
							0:57.59 (0:13.46)	0:44.13 (0:10.35)	0:33.79 (0:10.85)	0:22.93 (0:11.20)	0:11.74 (0:11.74)			
Position	#	Horse/Jockey	Barrier	Top Speed [km/h]	Fastest Section	First 400m							Margin	Distance Travelled From Winner [m]
11	16	THE GOV	3	71.0	0:10.46	0:24.51	0:58.31	0:44.26 [14]	0:33.80 [14]	0:22.92 [14]	0:11.88 [12]		4.62L	+1
		Sairyn Fawke		1000-800	800-600		(0:14.05)	(0:10.46)	(0:10.88)	(0:11.04)	(0:11.88)			
12	8	KINETIC JEWEL	12	72.0	0:10.32	0:23.80	0:58.45	0:44.97 [4]	0:34.65 [1]	0:23.62 [3]	0:12.15 [10]		5.53L	+6
		Jade Doyle		1000-800	800-600		(0:13.48)	(0:10.32)	(0:11.03)	(0:11.47)	(0:12.15)			
13	9	MESROUR	13	70.8	0:10.43	0:24.39	0:58.62	0:44.66 [13]	0:34.23 [12]	0:23.31 [12]	0:12.02 [14]		6.6L	+11
		Alana Livesey		1000-800	800-600		(0:13.96)	(0:10.43)	(0:10.92)	(0:11.28)	(0:12.02)			
14	10	SHADOW EAGLE	14	69.9	0:10.55	0:24.44	0:58.79	0:44.90 [12]	0:34.35 [13]	0:23.40 [13]	0:12.22 [13]		7.72L	+9
		Rochelle Milnes		1000-800	800-600		(0:13.89)	(0:10.55)	(0:10.95)	(0:11.18)	(0:12.22)			

Scratched: Kaido (#7), Vexatious Dancer (#11), Truly Elsa (#15)

Horse/Jockey Name	SUPER ALANA/Isaac Sit
Finish Rank	1
Fastest Section Time (Section)	0:10.52 (L800)
Top Speed [km/h] (Section)	70.3 (Overall)
Race State	Finished



Morphettville Parks-Professional-2025-11-08

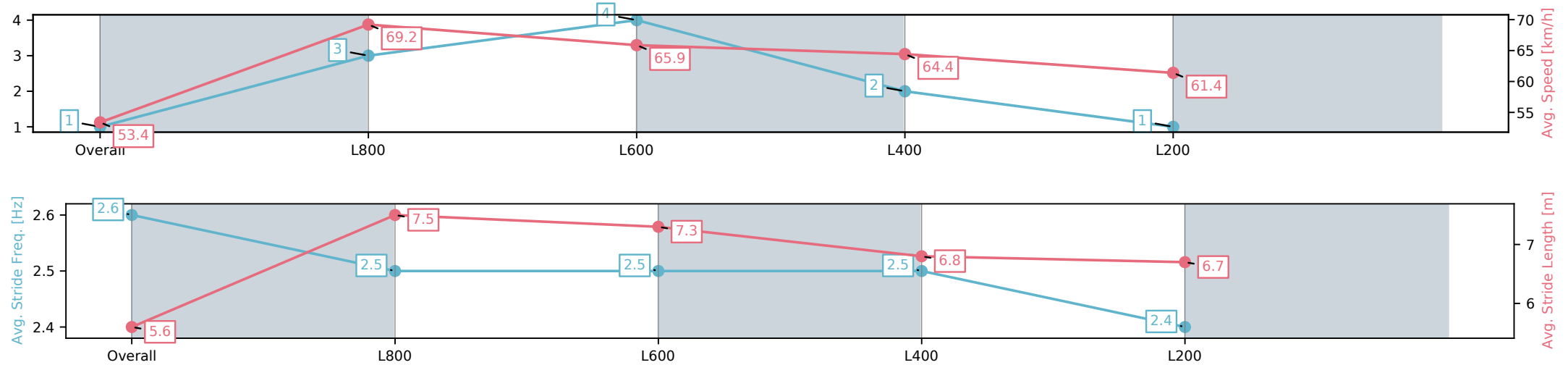
Race 9: Sportsbet More Places Handicap (Heat of Sportsbet Riziz Series) - 1000m



08 November 2025 - 5:36PM

Track Rating: Good 4, Weather: Overcast, Rail Position: True

Section	Overall	L800	L600	L400	L200
Section Times	0:57.59[1] (0:13.47)	0:44.12[3] (0:10.52)	0:33.60[4] (0:10.80)	0:22.80[2] (0:11.06)	0:11.74[1] (0:11.74)
Average Speed [km/h]	53.4	69.2	65.9	64.4	61.4
Top Speed [km/h]	69.2	70.3	67.2	67.9	64.1
Avg. Dist. to Rail [m]	8.6	4.0	2.5	4.3	1.7
Avg. Stride Freq. [Hz]	2.6	2.5	2.5	2.5	2.4
Avg. Stride Length [m]	5.6	7.5	7.3	6.8	6.7



[] Ranking at each section and finish
-:-:- No data available at this section
NA No data available

Horse/Jockey Name	BIG WATCH/Jason Holder
Finish Rank	2
Fastest Section Time (Section)	0:10.46 (L800)
Top Speed [km/h] (Section)	70.5 (Overall)
Race State	Finished



Morphettville Parks-Professional-2025-11-08

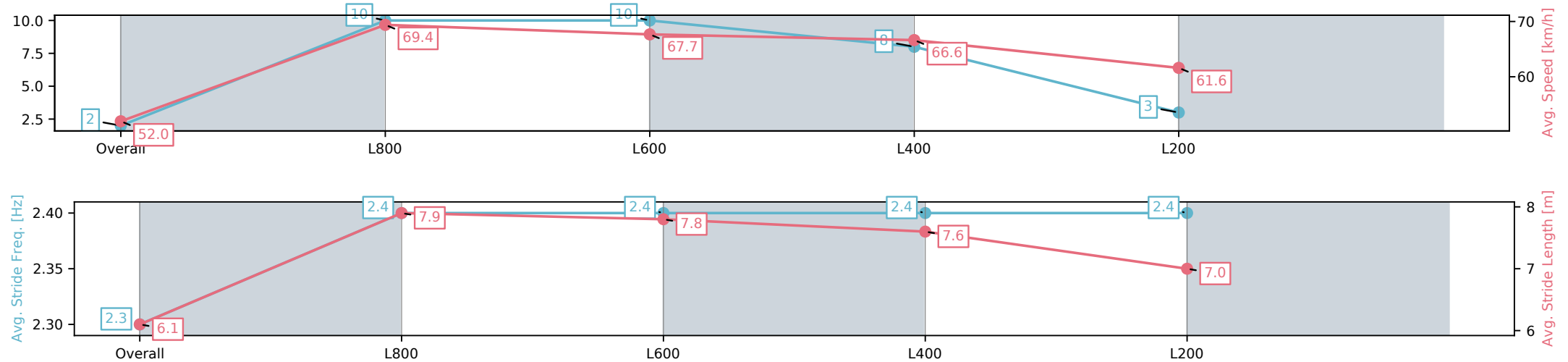
Race 9: Sportsbet More Places Handicap (Heat of Sportsbet Riziz Series) - 1000m



08 November 2025 - 5:36PM

Track Rating: Good 4, Weather: Overcast, Rail Position: True

Section	Overall	L800	L600	L400	L200
Section Times	0:57.70[2] (0:13.84)	0:43.86[10] (0:10.46)	0:33.40[10] (0:10.75)	0:22.65[8] (0:10.92)	0:11.73[3] (0:11.73)
Average Speed [km/h]	52.0	69.4	67.7	66.6	61.6
Top Speed [km/h]	68.6	70.5	68.8	68.1	64.7
Avg. Dist. to Rail [m]	3.6	2.0	2.3	5.6	9.4
Avg. Stride Freq. [Hz]	2.3	2.4	2.4	2.4	2.4
Avg. Stride Length [m]	6.1	7.9	7.8	7.6	7.0



[] Ranking at each section and finish
-:-:- No data available at this section
NA No data available

Horse/Jockey Name	BEAUTY BOUND/Taylor Johnstone
Finish Rank	3
Fastest Section Time (Section)	0:10.45 (L800)
Top Speed [km/h] (Section)	70.9 (Overall)
Race State	Finished



Morphettville Parks-Professional-2025-11-08

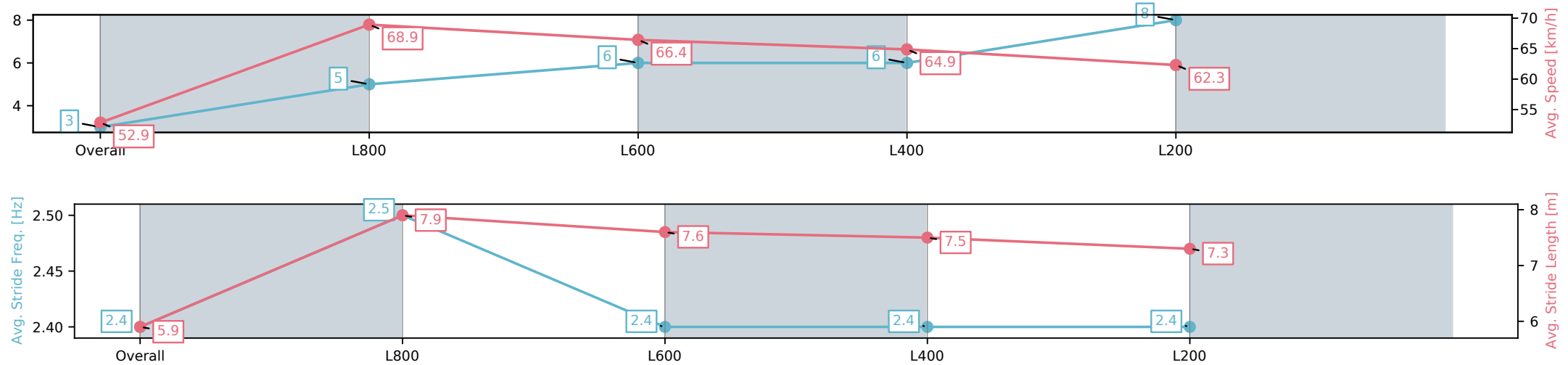
Race 9: Sportsbet More Places Handicap (Heat of Sportsbet Riziz Series) - 1000m



08 November 2025 - 5:36PM

Track Rating: Good 4, Weather: Overcast, Rail Position: True

Section	Overall	L800	L600	L400	L200
Section Times	0:57.84[3] (0:13.61)	0:44.23[5] (0:10.45)	0:33.78[6] (0:10.93)	0:22.85[6] (0:11.21)	0:11.64[8] (0:11.64)
Average Speed [km/h]	52.9	68.9	66.4	64.9	62.3
Top Speed [km/h]	68.6	70.9	68.3	66.2	64.2
Avg. Dist. to Rail [m]	4.6	1.9	1.2	4.1	5.5
Avg. Stride Freq. [Hz]	2.4	2.5	2.4	2.4	2.4
Avg. Stride Length [m]	5.9	7.9	7.6	7.5	7.3



[] Ranking at each section and finish
-:-:- No data available at this section
NA No data available

Horse/Jockey Name	THE STALKER/Todd Pannell
Finish Rank	4
Fastest Section Time (Section)	0:10.45 (L800)
Top Speed [km/h] (Section)	70.6 (Overall)
Race State	Finished



Morphettville Parks-Professional-2025-11-08

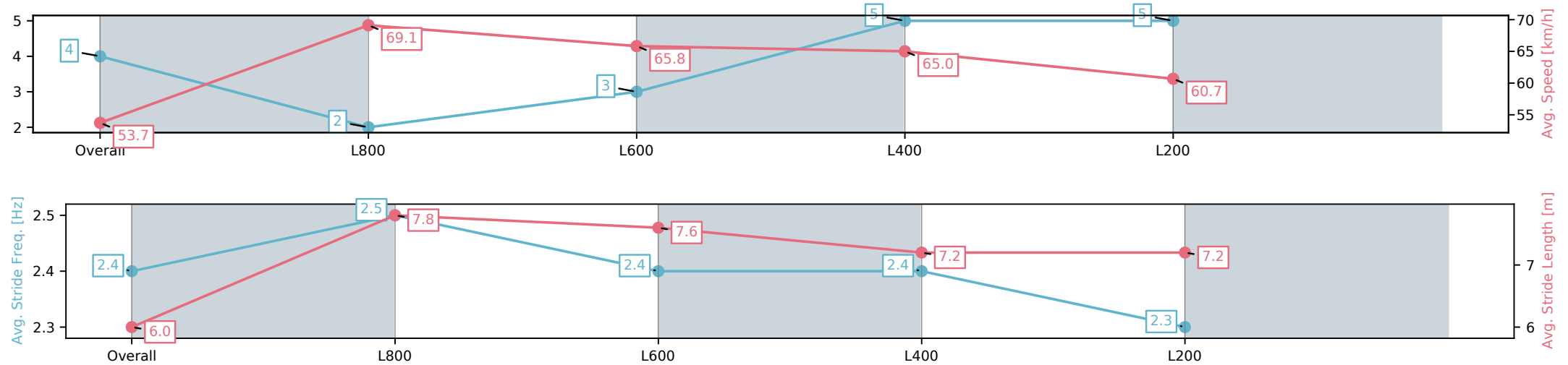
Race 9: Sportsbet More Places Handicap (Heat of Sportsbet Riziz Series) - 1000m



08 November 2025 - 5:36PM

Track Rating: Good 4, Weather: Overcast, Rail Position: True

Section	Overall	L800	L600	L400	L200
Section Times	0:57.94[4] (0:13.46)	0:44.48[2] (0:10.45)	0:34.03[3] (0:11.05)	0:22.98[5] (0:11.13)	0:11.85[5] (0:11.85)
Average Speed [km/h]	53.7	69.1	65.8	65.0	60.7
Top Speed [km/h]	69.3	70.6	67.9	67.9	64.8
Avg. Dist. to Rail [m]	9.8	3.1	2.0	2.6	6.4
Avg. Stride Freq. [Hz]	2.4	2.5	2.4	2.4	2.3
Avg. Stride Length [m]	6.0	7.8	7.6	7.2	7.2



[] Ranking at each section and finish
-:-:- No data available at this section
NA No data available

Horse/Jockey Name	SANTASTICO/Connor Murtagh
Finish Rank	5
Fastest Section Time (Section)	0:10.35 (L800)
Top Speed [km/h] (Section)	71.9 (Overall)
Race State	Finished



Morphettville Parks-Professional-2025-11-08

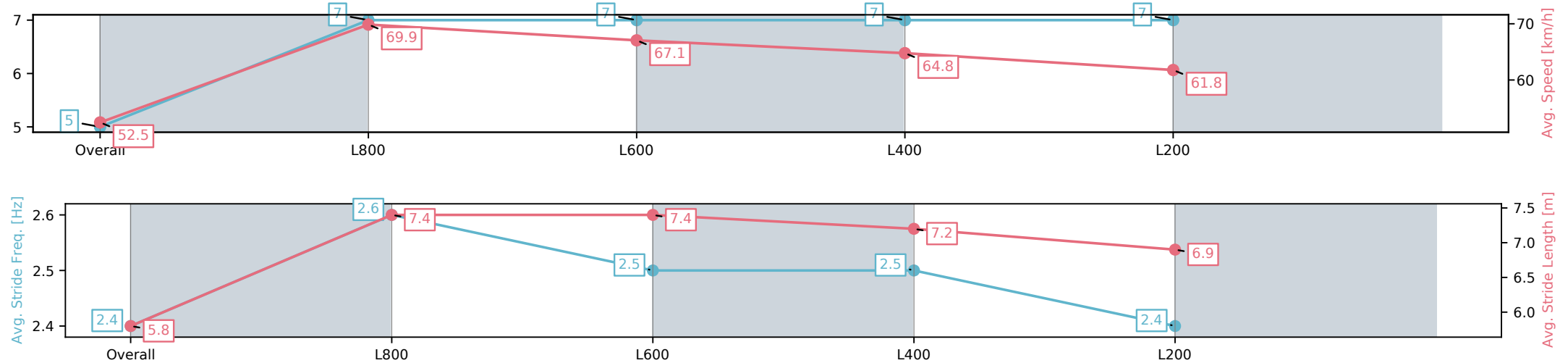
Race 9: Sportsbet More Places Handicap (Heat of Sportsbet Riziz Series) - 1000m



08 November 2025 - 5:36PM

Track Rating: Good 4, Weather: Overcast, Rail Position: True

Section	Overall	L800	L600	L400	L200
Section Times	0:57.96[5] (0:13.77)	0:44.19[7] (0:10.35)	0:33.84[7] (0:10.89)	0:22.95[7] (0:11.19)	0:11.76[7] (0:11.76)
Average Speed [km/h]	52.5	69.9	67.1	64.8	61.8
Top Speed [km/h]	67.4	71.9	68.9	66.2	63.8
Avg. Dist. to Rail [m]	7.2	3.2	2.1	4.4	9.6
Avg. Stride Freq. [Hz]	2.4	2.6	2.5	2.5	2.4
Avg. Stride Length [m]	5.8	7.4	7.4	7.2	6.9



[] Ranking at each section and finish
-:-:- No data available at this section
NA No data available

Horse/Jockey Name	HOWL/Brooke King
Finish Rank	6
Fastest Section Time (Section)	0:10.49 (L800)
Top Speed [km/h] (Section)	70.3 (Overall)
Race State	Finished



Morphettville Parks-Professional-2025-11-08

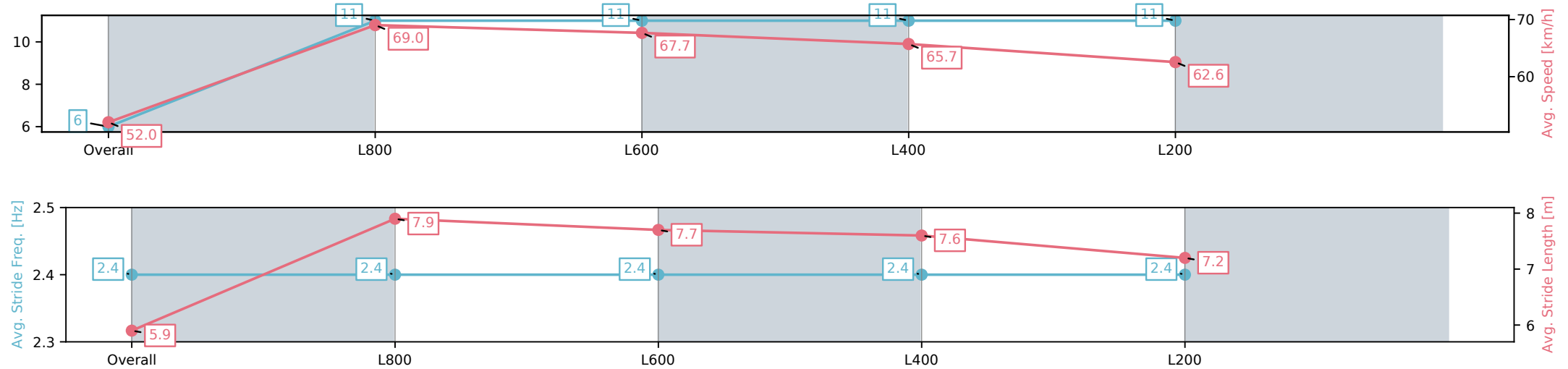
Race 9: Sportsbet More Places Handicap (Heat of Sportsbet Riziz Series) - 1000m



08 November 2025 - 5:36PM

Track Rating: Good 4, Weather: Overcast, Rail Position: True

Section	Overall	L800	L600	L400	L200
Section Times	0:57.98[6] (0:13.86)	0:44.12[11] (0:10.49)	0:33.63[11] (0:10.92)	0:22.71[11] (0:11.07)	0:11.64[11] (0:11.64)
Average Speed [km/h]	52.0	69.0	67.7	65.7	62.6
Top Speed [km/h]	69.1	70.3	69.1	68.1	65.5
Avg. Dist. to Rail [m]	5.9	2.4	4.1	7.4	11.2
Avg. Stride Freq. [Hz]	2.4	2.4	2.4	2.4	2.4
Avg. Stride Length [m]	5.9	7.9	7.7	7.6	7.2



[] Ranking at each section and finish
-:-:- No data available at this section
NA No data available

Horse/Jockey Name	MINTULEE/Caitlin Tootell
Finish Rank	7
Fastest Section Time (Section)	0:10.27 (L800)
Top Speed [km/h] (Section)	71.8 (Overall)
Race State	Finished



Morphettville Parks-Professional-2025-11-08

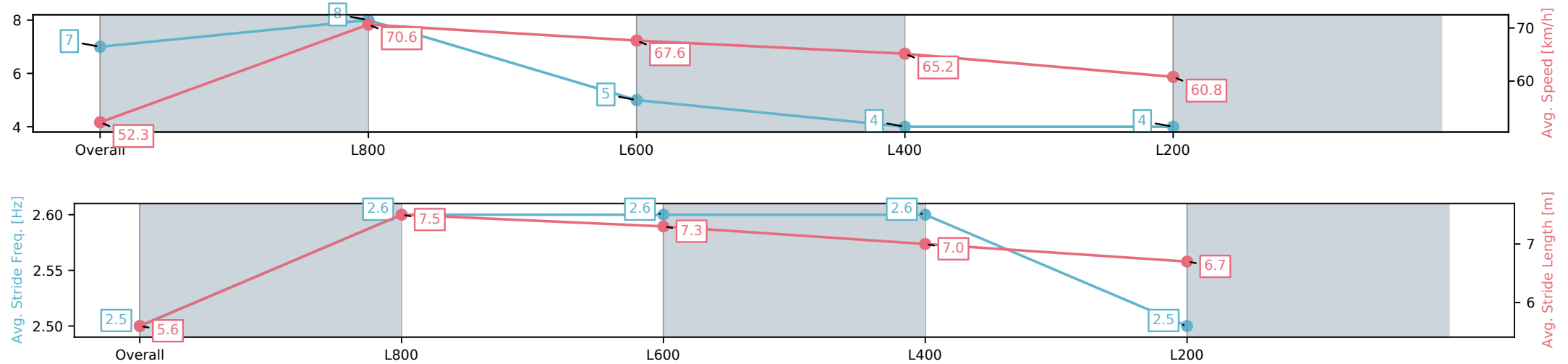
Race 9: Sportsbet More Places Handicap (Heat of Sportsbet Riziz Series) - 1000m



08 November 2025 - 5:36PM

Track Rating: Good 4, Weather: Overcast, Rail Position: True

Section	Overall	L800	L600	L400	L200
Section Times	0:58.01[7] (0:13.79)	0:44.22[8] (0:10.27)	0:33.95[5] (0:10.86)	0:23.09[4] (0:11.11)	0:11.98[4] (0:11.98)
Average Speed [km/h]	52.3	70.6	67.6	65.2	60.8
Top Speed [km/h]	68.9	71.8	70.6	67.1	63.8
Avg. Dist. to Rail [m]	8.5	4.3	3.0	4.9	10.0
Avg. Stride Freq. [Hz]	2.5	2.6	2.6	2.6	2.5
Avg. Stride Length [m]	5.6	7.5	7.3	7.0	6.7



- [] Ranking at each section and finish
- :-:- No data available at this section
- NA No data available

Horse/Jockey Name	BABAYKA/Stacey Metcalfe
Finish Rank	8
Fastest Section Time (Section)	0:10.38 (L800)
Top Speed [km/h] (Section)	70.7 (Overall)
Race State	Finished



Morphettville Parks-Professional-2025-11-08

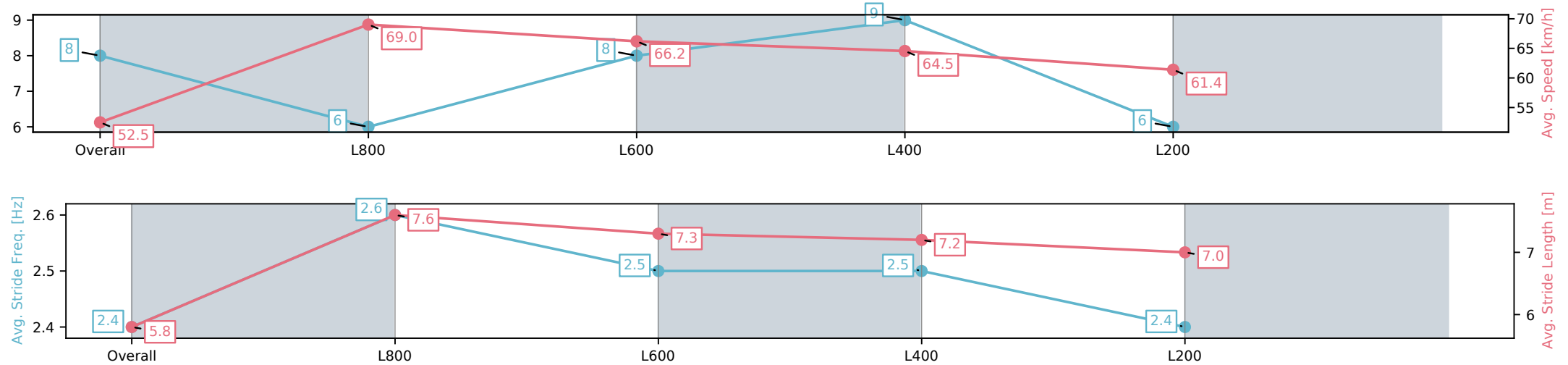
Race 9: Sportsbet More Places Handicap (Heat of Sportsbet Riziz Series) - 1000m



08 November 2025 - 5:36PM

Track Rating: Good 4, Weather: Overcast, Rail Position: True

Section	Overall	L800	L600	L400	L200
Section Times	0:58.04[8] (0:13.75)	0:44.29[6] (0:10.38)	0:33.91[8] (0:10.92)	0:22.99[9] (0:11.14)	0:11.85[6] (0:11.85)
Average Speed [km/h]	52.5	69.0	66.2	64.5	61.4
Top Speed [km/h]	68.1	70.7	68.3	66.0	63.4
Avg. Dist. to Rail [m]	1.0	0.6	0.9	1.8	3.2
Avg. Stride Freq. [Hz]	2.4	2.6	2.5	2.5	2.4
Avg. Stride Length [m]	5.8	7.6	7.3	7.2	7.0



- [] Ranking at each section and finish
- :-:- No data available at this section
- NA No data available

Horse/Jockey Name	FREE BEER/Alysha Warren
Finish Rank	9
Fastest Section Time (Section)	0:10.46 (L800)
Top Speed [km/h] (Section)	70.3 (Overall)
Race State	Finished



Morphettville Parks-Professional-2025-11-08

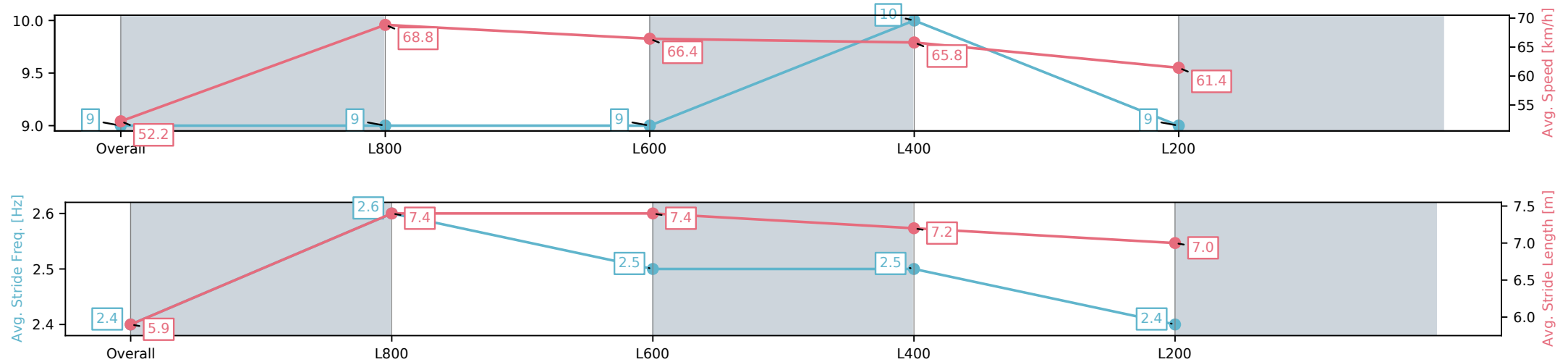
Race 9: Sportsbet More Places Handicap (Heat of Sportsbet Riziz Series) - 1000m



08 November 2025 - 5:36PM

Track Rating: Good 4, Weather: Overcast, Rail Position: True

Section	Overall	L800	L600	L400	L200
Section Times	0:58.08[9] (0:13.80)	0:44.28[9] (0:10.46)	0:33.82[9] (0:10.99)	0:22.83[10] (0:11.00)	0:11.83[9] (0:11.83)
Average Speed [km/h]	52.2	68.8	66.4	65.8	61.4
Top Speed [km/h]	68.9	70.3	68.0	67.0	63.9
Avg. Dist. to Rail [m]	2.9	1.4	2.1	5.1	7.8
Avg. Stride Freq. [Hz]	2.4	2.6	2.5	2.5	2.4
Avg. Stride Length [m]	5.9	7.4	7.4	7.2	7.0



[] Ranking at each section and finish
-:-:- No data available at this section
NA No data available

Horse/Jockey Name	THE MAGISTRATE/Kayla Crowther
Finish Rank	10
Fastest Section Time (Section)	0:10.38 (L800)
Top Speed [km/h] (Section)	70.9 (Overall)
Race State	Finished



Morphettville Parks-Professional-2025-11-08

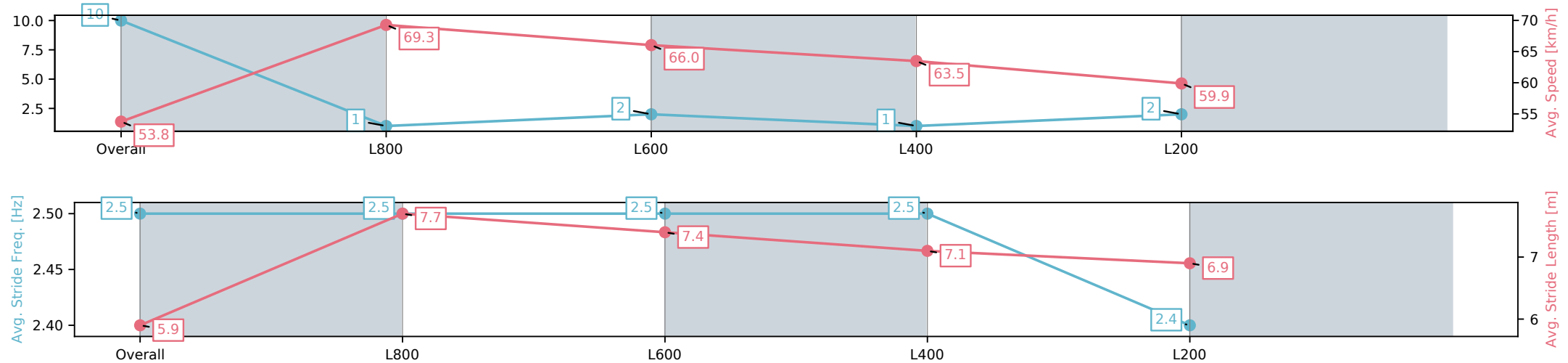
Race 9: Sportsbet More Places Handicap (Heat of Sportsbet Riziz Series) - 1000m



08 November 2025 - 5:36PM

Track Rating: Good 4, Weather: Overcast, Rail Position: True

Section	Overall	L800	L600	L400	L200
Section Times	0:58.14[10] (0:13.45)	0:44.69[1] (0:10.38)	0:34.31[2] (0:10.82)	0:23.49[1] (0:11.31)	0:12.18[2] (0:12.18)
Average Speed [km/h]	53.8	69.3	66.0	63.5	59.9
Top Speed [km/h]	69.9	70.9	68.0	65.4	61.9
Avg. Dist. to Rail [m]	6.1	0.9	0.9	0.3	1.5
Avg. Stride Freq. [Hz]	2.5	2.5	2.5	2.5	2.4
Avg. Stride Length [m]	5.9	7.7	7.4	7.1	6.9



[] Ranking at each section and finish
-:-:- No data available at this section
NA No data available

Horse/Jockey Name	THE GOV/Sairyn Fawke
Finish Rank	11
Fastest Section Time (Section)	0:10.46 (L800)
Top Speed [km/h] (Section)	71.0 (Overall)
Race State	Finished



Morphettville Parks-Professional-2025-11-08

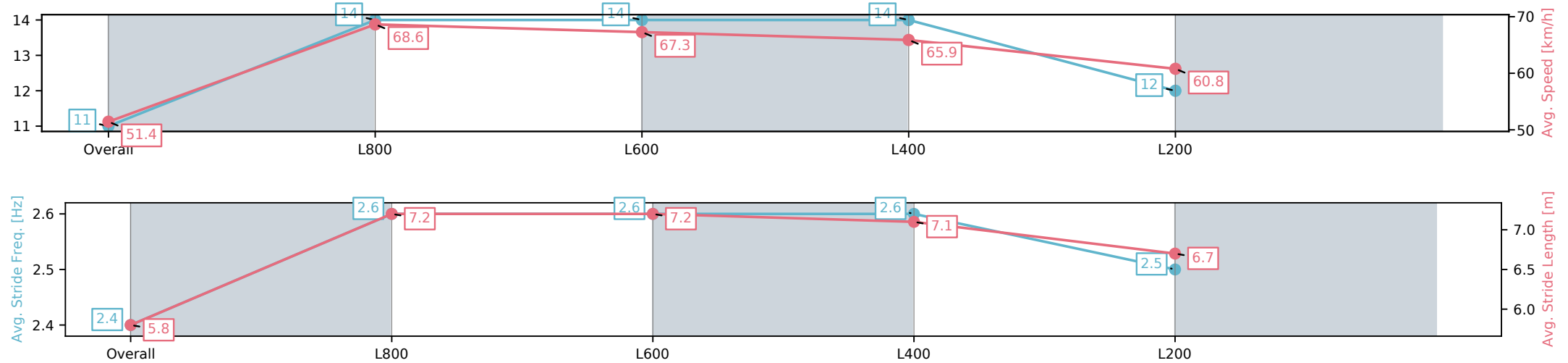
Race 9: Sportsbet More Places Handicap (Heat of Sportsbet Riziz Series) - 1000m



08 November 2025 - 5:36PM

Track Rating: Good 4, Weather: Overcast, Rail Position: True

Section	Overall	L800	L600	L400	L200
Section Times	0:58.31[11] (0:14.05)	0:44.26[14] (0:10.46)	0:33.80[14] (0:10.88)	0:22.92[14] (0:11.04)	0:11.88[12] (0:11.88)
Average Speed [km/h]	51.4	68.6	67.3	65.9	60.8
Top Speed [km/h]	68.9	71.0	68.3	67.5	64.6
Avg. Dist. to Rail [m]	3.2	0.7	2.0	7.2	11.9
Avg. Stride Freq. [Hz]	2.4	2.6	2.6	2.6	2.5
Avg. Stride Length [m]	5.8	7.2	7.2	7.1	6.7



[] Ranking at each section and finish
-:-:- No data available at this section
NA No data available

Horse/Jockey Name	KINETIC JEWEL/Jade Doyle
Finish Rank	12
Fastest Section Time (Section)	0:10.32 (L800)
Top Speed [km/h] (Section)	72.0 (Overall)
Race State	Finished



Morphettville Parks-Professional-2025-11-08

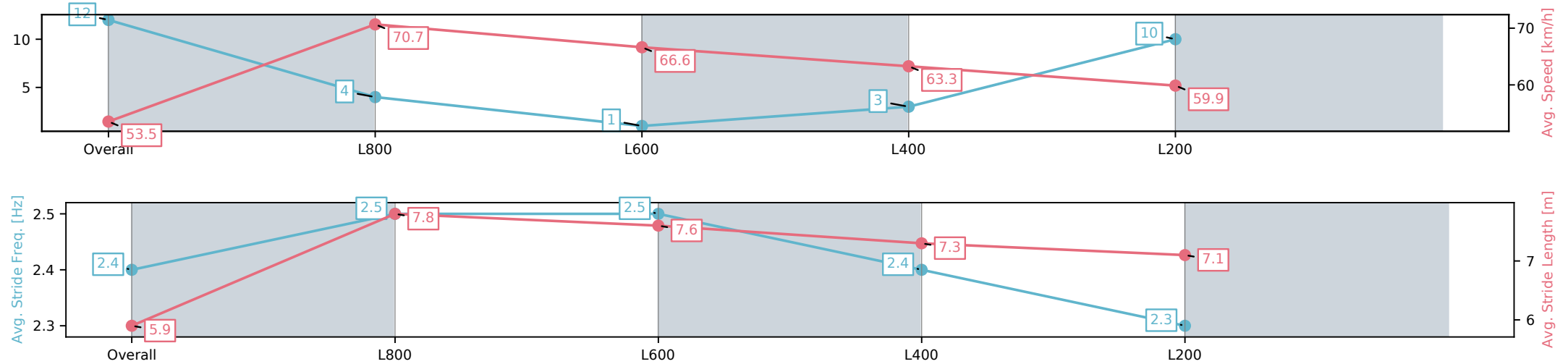
Race 9: Sportsbet More Places Handicap (Heat of Sportsbet Riziz Series) - 1000m



08 November 2025 - 5:36PM

Track Rating: Good 4, Weather: Overcast, Rail Position: True

Section	Overall	L800	L600	L400	L200
Section Times	0:58.45[12] (0:13.48)	0:44.97[4] (0:10.32)	0:34.65[1] (0:11.03)	0:23.62[3] (0:11.47)	0:12.15[10] (0:12.15)
Average Speed [km/h]	53.5	70.7	66.6	63.3	59.9
Top Speed [km/h]	70.2	72.0	68.2	64.8	62.3
Avg. Dist. to Rail [m]	11.9	6.6	3.6	3.8	6.7
Avg. Stride Freq. [Hz]	2.4	2.5	2.5	2.4	2.3
Avg. Stride Length [m]	5.9	7.8	7.6	7.3	7.1



[] Ranking at each section and finish
-:-:- No data available at this section
NA No data available

Horse/Jockey Name	MESROUR/Alana Livesey
Finish Rank	13
Fastest Section Time (Section)	0:10.43 (L800)
Top Speed [km/h] (Section)	70.8 (Overall)
Race State	Finished



Morphettville Parks-Professional-2025-11-08

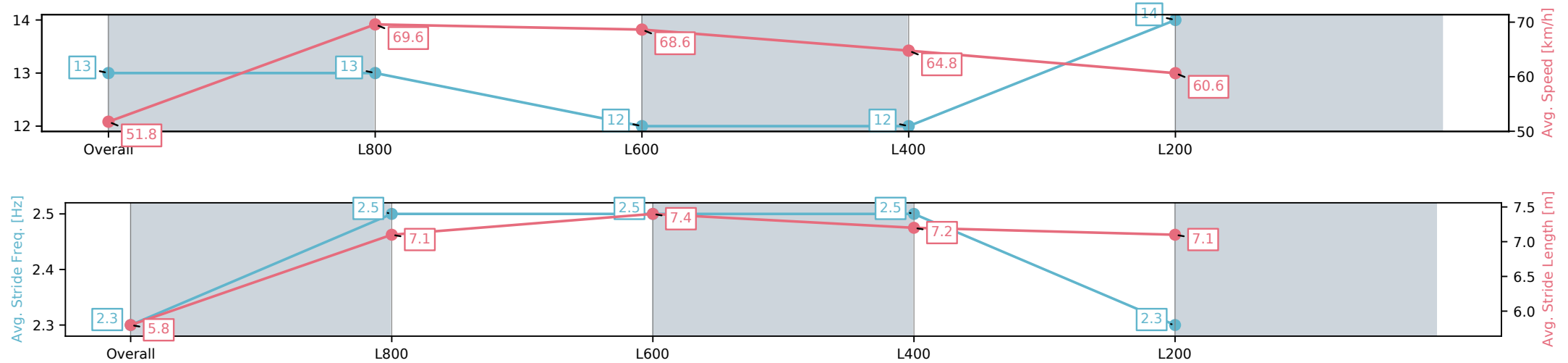
Race 9: Sportsbet More Places Handicap (Heat of Sportsbet Riziz Series) - 1000m



08 November 2025 - 5:36PM

Track Rating: Good 4, Weather: Overcast, Rail Position: True

Section	Overall	L800	L600	L400	L200
Section Times	0:58.62[13] (0:13.96)	0:44.66[13] (0:10.43)	0:34.23[12] (0:10.92)	0:23.31[12] (0:11.28)	0:12.02[14] (0:12.02)
Average Speed [km/h]	51.8	69.6	68.6	64.8	60.6
Top Speed [km/h]	67.6	70.8	70.3	67.2	63.3
Avg. Dist. to Rail [m]	10.7	3.9	6.8	11.0	13.6
Avg. Stride Freq. [Hz]	2.3	2.5	2.5	2.5	2.3
Avg. Stride Length [m]	5.8	7.1	7.4	7.2	7.1



[] Ranking at each section and finish
-:-:- No data available at this section
NA No data available

Horse/Jockey Name	SHADOW EAGLE/Rochelle Milnes
Finish Rank	14
Fastest Section Time (Section)	0:10.55 (L800)
Top Speed [km/h] (Section)	69.9 (Overall)
Race State	Finished



Morphettville Parks-Professional-2025-11-08

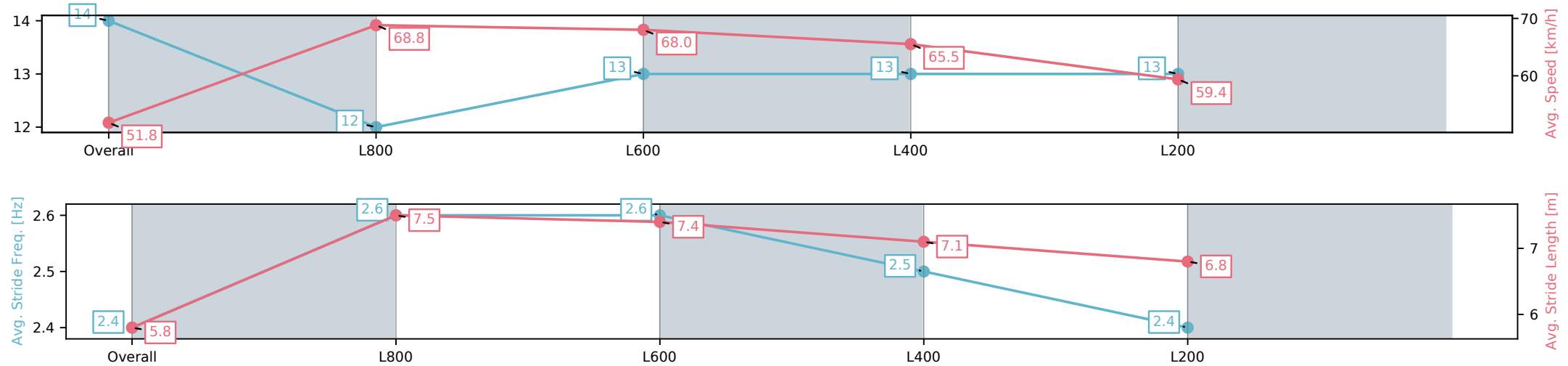
Race 9: Sportsbet More Places Handicap (Heat of Sportsbet Riziz Series) - 1000m

08 November 2025 - 5:36PM

Track Rating: Good 4, Weather: Overcast, Rail Position: True



Section	Overall	L800	L600	L400	L200
Section Times	0:58.79[14] (0:13.89)	0:44.90[12] (0:10.55)	0:34.35[13] (0:10.95)	0:23.40[13] (0:11.18)	0:12.22[13] (0:12.22)
Average Speed [km/h]	51.8	68.8	68.0	65.5	59.4
Top Speed [km/h]	67.6	69.9	69.6	66.9	63.1
Avg. Dist. to Rail [m]	11.5	4.6	5.8	9.1	12.5
Avg. Stride Freq. [Hz]	2.4	2.6	2.6	2.5	2.4
Avg. Stride Length [m]	5.8	7.5	7.4	7.1	6.8



[] Ranking at each section and finish
-:-:- No data available at this section
NA No data available