



Morphettville-Professional-2025-10-04  
Race 9: Fleurieu Milk Company Handicap - 1050m  
04 October 2025 - 5:22PM



Track Rating: Good 4, Weather: Fine, Rail Position: True

Section  
Field Times

Overall  
0:59.49  
(0:05.30)

L1000  
0:54.19  
(0:10.77)

L800  
0:43.42  
(0:10.40)

L600  
0:33.03  
(0:10.71)

L400  
0:22.32  
(0:10.96)

L200  
0:11.36  
(0:11.36)

Position	#	Horse/Jockey	Barrier	Top Speed [km/h]	Fastest Section	First 400m	Overall	L1000	L800	L600	L400	L200	Margin	Distance Travelled From Winner [m]
1	2	MT NISEKO	6	69.9	0:10.50	0:24.25	0:59.49	0:54.05 [4]	0:43.11 [7]	0:32.61 [7]	0:21.83 [7]	0:11.20 [4]	0:59.49	
		Jason Holder		1000-800	800-600		(0:05.44)	(0:10.94)	(0:10.50)	(0:10.78)	(0:10.63)	(0:11.20)		
2	17	KALASEC	4	70.5	0:10.52	0:24.17	0:59.56	0:54.27 [1]	0:43.30 [4]	0:32.78 [6]	0:22.07 [4]	0:11.36 [2]	0.5L	+0
		Kayla Crowther		1000-800	800-600		(0:05.28)	(0:10.97)	(0:10.52)	(0:10.71)	(0:10.71)	(0:11.36)		
3	14	UP THE DEN	5	72.2	0:10.34	0:23.96	0:59.68	0:54.05 [10]	0:43.42 [3]	0:33.08 [2]	0:22.48 [2]	0:11.55 [1]	1.26L	-2
		Caitlin Tootell		1000-800	800-600		(0:05.63)	(0:10.63)	(0:10.34)	(0:10.60)	(0:10.93)	(0:11.55)		
4	8	SHADOW EAGLE	2	69.2	0:10.53	0:24.75	0:59.84	0:54.29 [8]	0:43.08 [11]	0:32.43 [12]	0:21.82 [11]	0:11.29 [8]	2.32L	-8
		Rochelle Milnes		600-400	400-200		(0:05.55)	(0:11.21)	(0:10.65)	(0:10.61)	(0:10.53)	(0:11.28)		
5	9	THE MAGISTRATE	3	70.9	0:10.38	0:23.82	0:59.88	0:54.47 [3]	0:43.80 [2]	0:33.42 [1]	0:22.71 [1]	0:11.62 [3]	2.62L	-2
		Jacob Opperman		1200-1000	800-600		(0:05.41)	(0:10.67)	(0:10.38)	(0:10.71)	(0:11.09)	(0:11.62)		
6	1	FREE BEER	12	70.7	0:10.44	0:24.86	0:59.97	0:54.01 [12]	0:42.96 [12]	0:32.47 [13]	0:22.03 [10]	0:11.30 [9]	3.2L	-4
		Connor Murtagh		1000-800	600-400		(0:05.96)	(0:11.05)	(0:10.49)	(0:10.44)	(0:10.73)	(0:11.30)		
7	12	FULLY CALCULATED	1	71.3	0:10.28	0:24.06	1:00.01	0:54.37 [11]	0:43.65 [6]	0:33.37 [3]	0:22.64 [3]	0:11.59 [5]	3.5L	-5
		Taylor Johnstone		1000-800	800-600		(0:05.64)	(0:10.72)	(0:10.28)	(0:10.73)	(0:11.05)	(0:11.59)		
8	7	LEFT TURN CLYDE	13	71.4	0:10.33	0:24.80	1:00.02	0:53.76 [13]	0:42.99 [13]	0:32.66 [11]	0:22.29 [8]	0:11.57 [6]	3.56L	-6
		Alana Livesey		1200-1000	800-600		(0:06.26)	(0:10.77)	(0:10.33)	(0:10.37)	(0:10.72)	(0:11.56)		
9	3	SCHRODER'S MISTAKE	11	69.3	0:10.72	0:24.62	1:00.08	0:54.63 [6]	0:43.46 [10]	0:32.73 [10]	0:21.92 [13]	0:11.20 [10]	3.96L	+1
		Todd Pannell		600-400	400-200		(0:05.45)	(0:11.17)	(0:10.73)	(0:10.81)	(0:10.72)	(0:11.20)		
10	5	DYER	8	71.1	0:10.41	0:24.16	1:00.31	0:54.71 [9]	0:43.96 [5]	0:33.55 [5]	0:22.76 [5]	0:11.82 [7]	5.5L	-2
		Ben Price		1200-1000	800-600		(0:05.60)	(0:10.75)	(0:10.41)	(0:10.79)	(0:10.94)	(0:11.82)		

Scratched: Vintage Star (#4), Innocent Enuff (#11), Steel Tsunami (#13), Under My Thumb (#15), Give Some Lip (#18), Misludi (#19), Putanothercoinin (#20)

Report Created: Sat 04 October 2025 18:11:28 GMT+10 (Note: Timing is based on positional data)

Page 1/15

[ ] Position in running at each section and finish  
-:-:- No data available at this section  
NA No data available  
Background shading for fastest section

# Saddle cloth number  
DNF Did not finish  
DNT Did not track

data processed by TRIPLESDATA



Morphettville-Professional-2025-10-04  
Race 9: Fleurieu Milk Company Handicap - 1050m  
04 October 2025 - 5:22PM



Track Rating: Good 4, Weather: Fine, Rail Position: True

Section  
Field Times

Overall  
0:59.49  
(0:05.30)

L1000  
0:54.19  
(0:10.77)

L800  
0:43.42  
(0:10.40)

L600  
0:33.03  
(0:10.71)

L400  
0:22.32  
(0:10.96)

L200  
0:11.36  
(0:11.36)

Position	#	Horse/Jockey	Barrier	Top Speed [km/h]	Fastest Section	First 400m							Margin	Distance Travelled From Winner [m]
11	10	GRAND HOST	9	69.6	0:10.56	0:24.47	1:00.48	0:55.00 [7]	0:43.95 [9]	0:33.38 [8]	0:22.57 [9]	0:11.56 [11]	6.62L	+1
		Jessica Tzaferis		1000-800	800-600		(0:05.48)	(0:11.05)	(0:10.56)	(0:10.81)	(0:11.01)	(0:11.56)		
12	6	CHESTERAY	10	68.7	0:10.65	0:24.49	1:01.55	0:56.11 [5]	0:45.04 [8]	0:34.39 [9]	0:23.49 [12]	0:12.22 [13]	13.75L	+0
		Caitlin Jones		1000-800	800-600		(0:05.44)	(0:11.07)	(0:10.65)	(0:10.90)	(0:11.27)	(0:12.22)		
13	16	MADAM JEANETTE	7	70.6	0:10.60	0:24.05	1:02.39	0:57.03 [2]	0:46.33 [1]	0:35.73 [4]	0:24.81 [6]	0:13.35 [12]	19.37L	-1
		Matthew Chadwick		1200-1000	800-600		(0:05.36)	(0:10.70)	(0:10.60)	(0:10.92)	(0:11.46)	(0:13.35)		

Scratched: Vintage Star (#4), Innocent Enuff (#11), Steel Tsunami (#13), Under My Thumb (#15), Give Some Lip (#18), Misludi (#19), Putanothercoinin (#20)

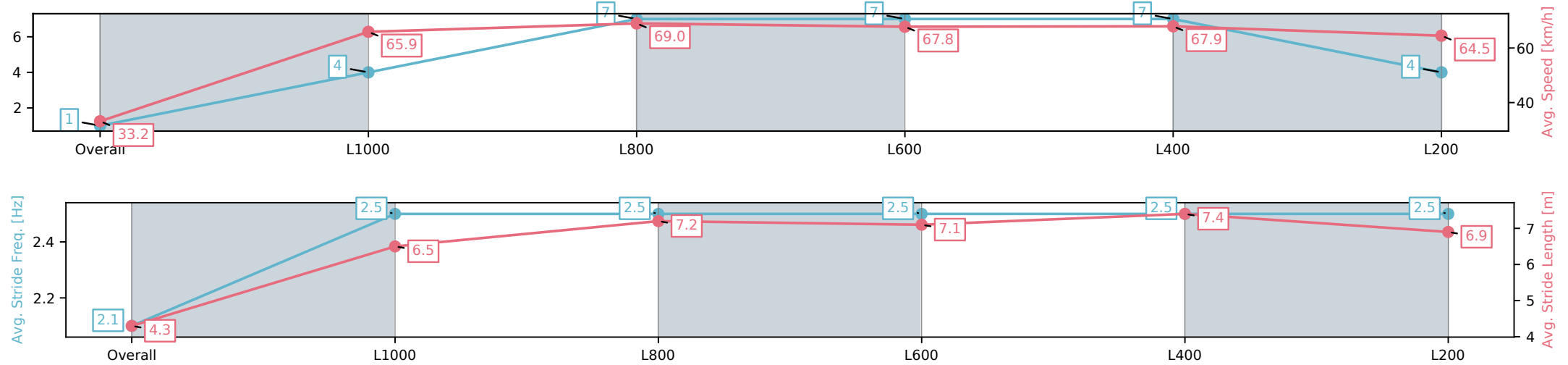
Horse/Jockey Name	MT NISEKO/Jason Holder
Finish Rank	1
Fastest Section Time (Section)	0:10.50 (L800)
Top Speed [km/h] (Section)	69.9 (L1000)
Race State	Finished



Morphettville-Professional-2025-10-04  
Race 9: Fleurieu Milk Company Handicap - 1050m  
04 October 2025 - 5:22PM  
Track Rating: Good 4, Weather: Fine, Rail Position: True



Section	Overall	L1000	L800	L600	L400	L200
Section Times	0:59.49[1] (0:05.44)	0:54.05[4] (0:10.94)	0:43.11[7] (0:10.50)	0:32.61[7] (0:10.78)	0:21.83[7] (0:10.63)	0:11.20[4] (0:11.20)
Average Speed [km/h]	33.2	65.9	69.0	67.8	67.9	64.5
Top Speed [km/h]	57.8	69.0	69.9	68.0	69.1	67.8
Avg. Dist. to Rail [m]	8.1	4.9	2.3	2.1	6.5	8.3
Avg. Stride Freq. [Hz]	2.1	2.5	2.5	2.5	2.5	2.5
Avg. Stride Length [m]	4.3	6.5	7.2	7.1	7.4	6.9



[ ] Ranking at each section and finish  
-:-:- No data available at this section  
NA No data available

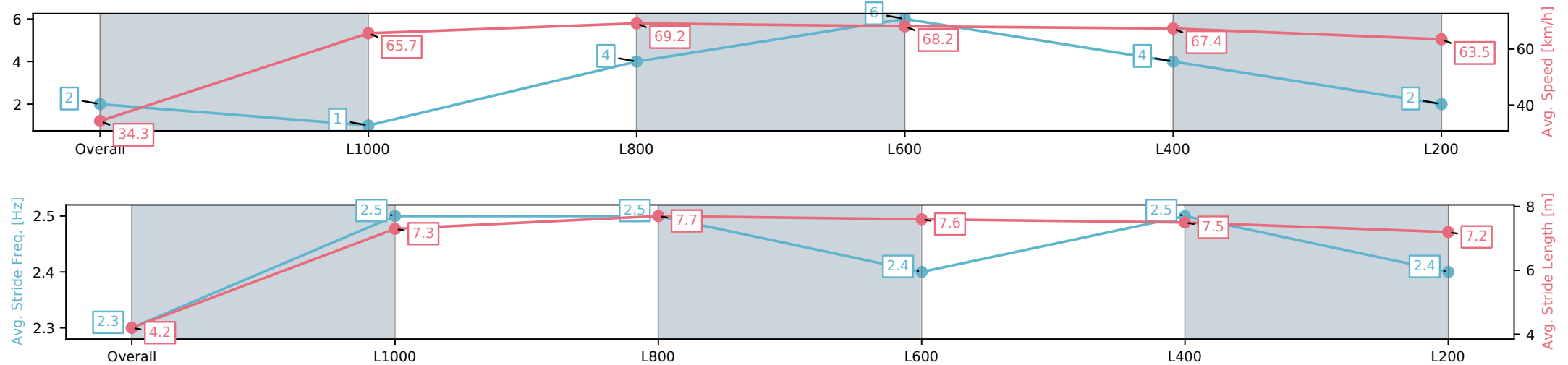
Horse/Jockey Name	KALASEC/Kayla Crowther
Finish Rank	2
Fastest Section Time (Section)	0:10.52 (L800)
Top Speed [km/h] (Section)	70.5 (L1000)
Race State	Finished



Morphettville-Professional-2025-10-04  
Race 9: Fleurieu Milk Company Handicap - 1050m  
04 October 2025 - 5:22PM  
Track Rating: Good 4, Weather: Fine, Rail Position: True



Section	Overall	L1000	L800	L600	L400	L200
Section Times	0:59.56[2] (0:05.28)	0:54.27[1] (0:10.97)	0:43.30[4] (0:10.52)	0:32.78[6] (0:10.71)	0:22.07[4] (0:10.71)	0:11.36[2] (0:11.36)
Average Speed [km/h]	34.3	65.7	69.2	68.2	67.4	63.5
Top Speed [km/h]	55.5	70.0	70.5	69.0	68.0	66.9
Avg. Dist. to Rail [m]	6.4	3.6	2.9	2.6	3.4	6.1
Avg. Stride Freq. [Hz]	2.3	2.5	2.5	2.4	2.5	2.4
Avg. Stride Length [m]	4.2	7.3	7.7	7.6	7.5	7.2



[ ] Ranking at each section and finish  
-:-:- No data available at this section  
NA No data available

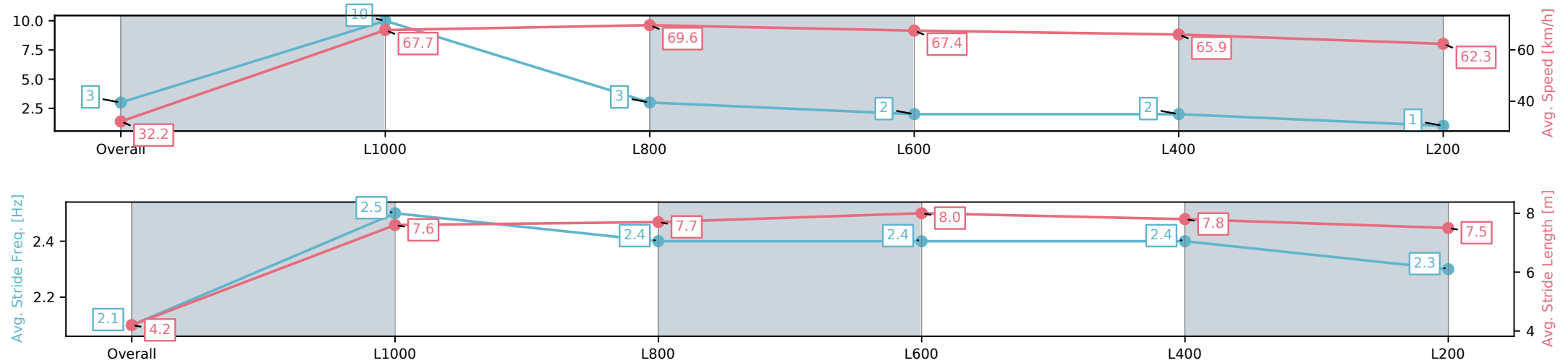
Horse/Jockey Name	UP THE DEN/Caitlin Tootell
Finish Rank	3
Fastest Section Time (Section)	0:10.34 (L800)
Top Speed [km/h] (Section)	72.2 (L1000)
Race State	Finished



Morphettville-Professional-2025-10-04  
Race 9: Fleurieu Milk Company Handicap - 1050m  
04 October 2025 - 5:22PM  
Track Rating: Good 4, Weather: Fine, Rail Position: True



Section	Overall	L1000	L800	L600	L400	L200
Section Times	0:59.68[3] (0:05.63)	0:54.05[10] (0:10.63)	0:43.42[3] (0:10.34)	0:33.08[2] (0:10.60)	0:22.48[2] (0:10.93)	0:11.55[1] (0:11.55)
Average Speed [km/h]	32.2	67.7	69.6	67.4	65.9	62.3
Top Speed [km/h]	59.1	72.2	72.2	68.6	66.6	65.4
Avg. Dist. to Rail [m]	6.2	2.6	0.7	1.5	1.1	2.2
Avg. Stride Freq. [Hz]	2.1	2.5	2.4	2.4	2.4	2.3
Avg. Stride Length [m]	4.2	7.6	7.7	8.0	7.8	7.5



[ ] Ranking at each section and finish  
-:-:- No data available at this section  
NA No data available

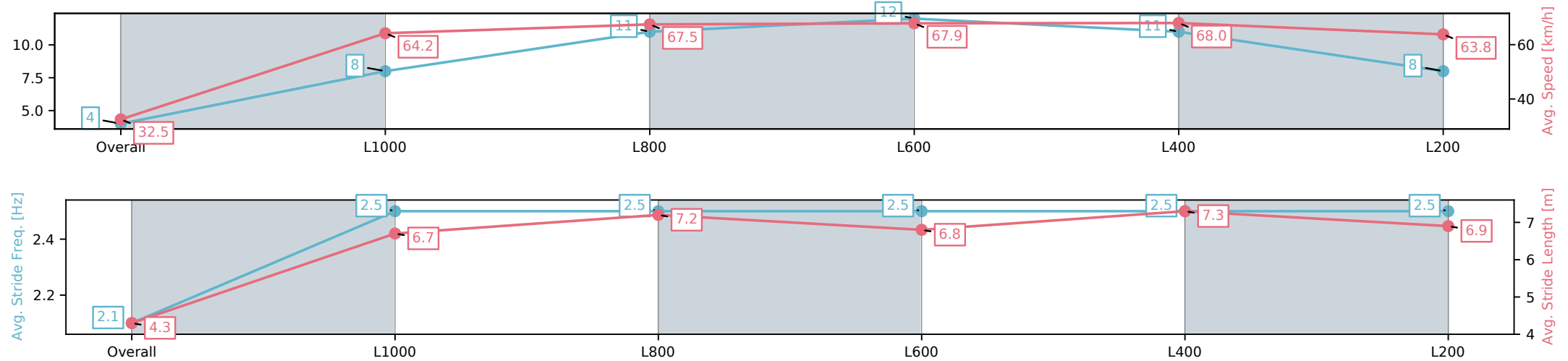
Horse/Jockey Name	SHADOW EAGLE/Rochelle Milnes
Finish Rank	4
Fastest Section Time (Section)	0:10.53 (L400)
Top Speed [km/h] (Section)	69.2 (L600)
Race State	Finished



Morphettville-Professional-2025-10-04  
Race 9: Fleurieu Milk Company Handicap - 1050m  
04 October 2025 - 5:22PM  
Track Rating: Good 4, Weather: Fine, Rail Position: True



Section	Overall	L1000	L800	L600	L400	L200
Section Times	0:59.84[4] (0:05.55)	0:54.29[8] (0:11.21)	0:43.08[11] (0:10.65)	0:32.43[12] (0:10.61)	0:21.82[11] (0:10.53)	0:11.29[8] (0:11.28)
Average Speed [km/h]	32.5	64.2	67.5	67.9	68.0	63.8
Top Speed [km/h]	54.6	67.3	68.3	68.3	69.2	67.2
Avg. Dist. to Rail [m]	3.7	1.9	0.6	1.0	0.5	0.4
Avg. Stride Freq. [Hz]	2.1	2.5	2.5	2.5	2.5	2.5
Avg. Stride Length [m]	4.3	6.7	7.2	6.8	7.3	6.9



[ ] Ranking at each section and finish  
-:-:- No data available at this section  
NA No data available

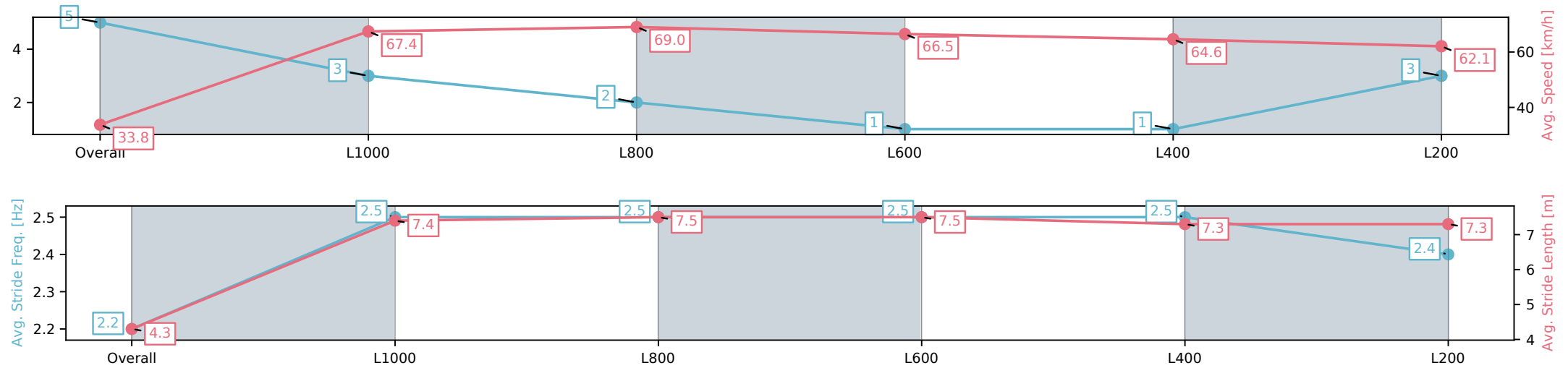
Horse/Jockey Name	THE MAGISTRATE/Jacob Opperman
Finish Rank	5
Fastest Section Time (Section)	0:10.38 (L800)
Top Speed [km/h] (Section)	70.9 (Overall)
Race State	Finished



Morphettville-Professional-2025-10-04  
Race 9: Fleurieu Milk Company Handicap - 1050m  
04 October 2025 - 5:22PM  
Track Rating: Good 4, Weather: Fine, Rail Position: True



Section	Overall	L1000	L800	L600	L400	L200
Section Times	0:59.88[5] (0:05.41)	0:54.47[3] (0:10.67)	0:43.80[2] (0:10.38)	0:33.42[1] (0:10.71)	0:22.71[1] (0:11.09)	0:11.62[3] (0:11.62)
Average Speed [km/h]	33.8	67.4	69.0	66.5	64.6	62.1
Top Speed [km/h]	59.1	70.9	70.8	67.7	66.0	65.4
Avg. Dist. to Rail [m]	4.8	1.5	1.0	2.1	1.5	1.1
Avg. Stride Freq. [Hz]	2.2	2.5	2.5	2.5	2.5	2.4
Avg. Stride Length [m]	4.3	7.4	7.5	7.5	7.3	7.3



[ ] Ranking at each section and finish  
-:-:- No data available at this section  
NA No data available

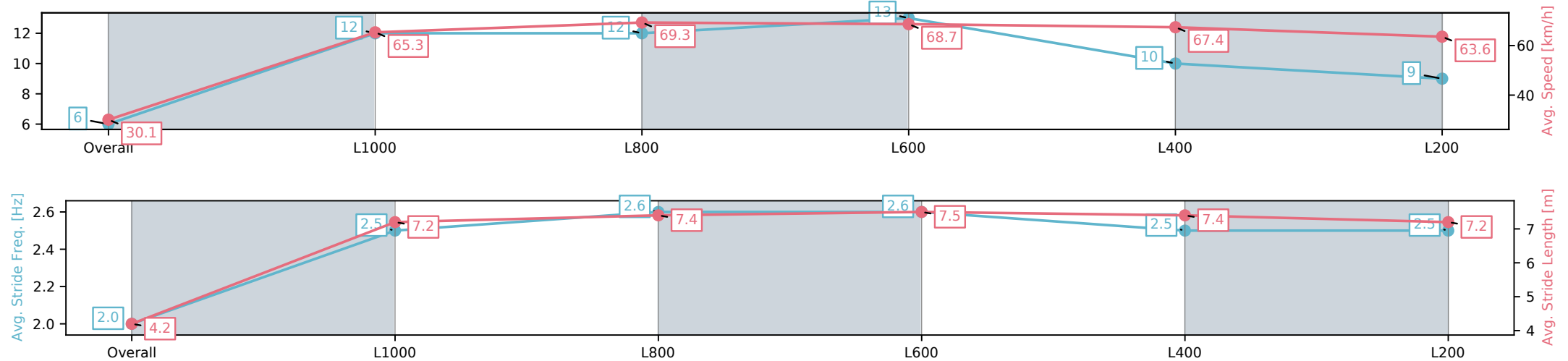
Horse/Jockey Name	FREE BEER/Connor Murtagh
Finish Rank	6
Fastest Section Time (Section)	0:10.44 (L600)
Top Speed [km/h] (Section)	70.7 (L1000)
Race State	Finished



Morphettville-Professional-2025-10-04  
Race 9: Fleurieu Milk Company Handicap - 1050m  
04 October 2025 - 5:22PM  
Track Rating: Good 4, Weather: Fine, Rail Position: True



Section	Overall	L1000	L800	L600	L400	L200
Section Times	0:59.97[6] (0:05.96)	0:54.01[12] (0:11.05)	0:42.96[12] (0:10.49)	0:32.47[13] (0:10.44)	0:22.03[10] (0:10.73)	0:11.30[9] (0:11.30)
Average Speed [km/h]	30.1	65.3	69.3	68.7	67.4	63.6
Top Speed [km/h]	54.7	69.6	70.7	69.8	68.4	66.2
Avg. Dist. to Rail [m]	13.2	5.9	2.4	0.5	3.2	6.9
Avg. Stride Freq. [Hz]	2.0	2.5	2.6	2.6	2.5	2.5
Avg. Stride Length [m]	4.2	7.2	7.4	7.5	7.4	7.2



[ ] Ranking at each section and finish  
-:-:- No data available at this section  
NA No data available



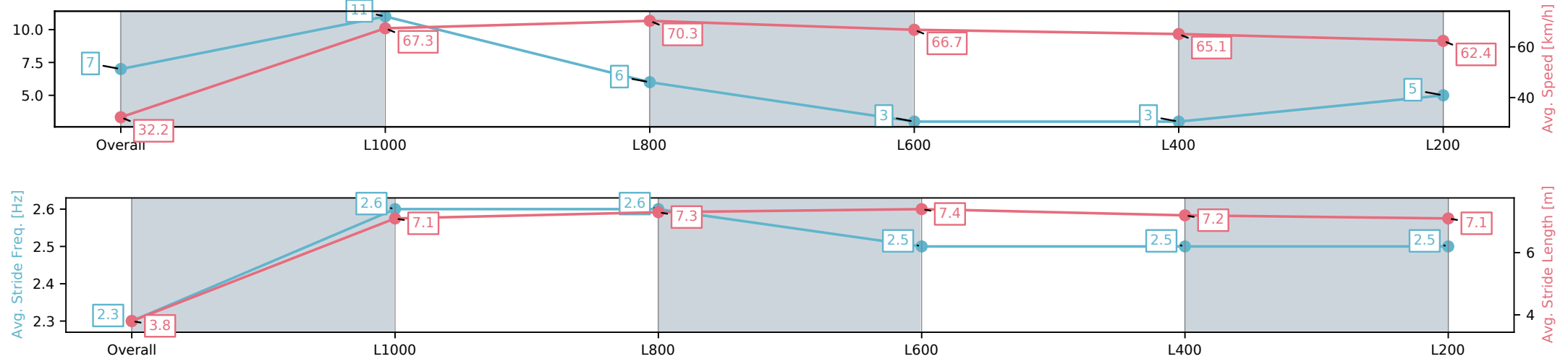
Horse/Jockey Name	FULLY CALCULATED/Taylor Johnstone
Finish Rank	7
Fastest Section Time (Section)	0:10.28 (L800)
Top Speed [km/h] (Section)	71.3 (L1000)
Race State	Finished



Morphettville-Professional-2025-10-04  
Race 9: Fleurieu Milk Company Handicap - 1050m  
04 October 2025 - 5:22PM  
Track Rating: Good 4, Weather: Fine, Rail Position: True



Section	Overall	L1000	L800	L600	L400	L200
Section Times	1:00.01[7] (0:05.64)	0:54.37[11] (0:10.72)	0:43.65[6] (0:10.28)	0:33.37[3] (0:10.73)	0:22.64[3] (0:11.05)	0:11.59[5] (0:11.59)
Average Speed [km/h]	32.2	67.3	70.3	66.7	65.1	62.4
Top Speed [km/h]	57.9	71.1	71.3	68.6	65.8	64.4
Avg. Dist. to Rail [m]	2.4	0.6	0.6	0.4	0.8	2.3
Avg. Stride Freq. [Hz]	2.3	2.6	2.6	2.5	2.5	2.5
Avg. Stride Length [m]	3.8	7.1	7.3	7.4	7.2	7.1



[ ] Ranking at each section and finish  
-:-:- No data available at this section  
NA No data available

Horse/Jockey Name	LEFT TURN CLYDE/Alana Livesey
Finish Rank	8
Fastest Section Time (Section)	0:10.33 (L800)
Top Speed [km/h] (Section)	71.4 (Overall)
Race State	Finished



Morphettville-Professional-2025-10-04

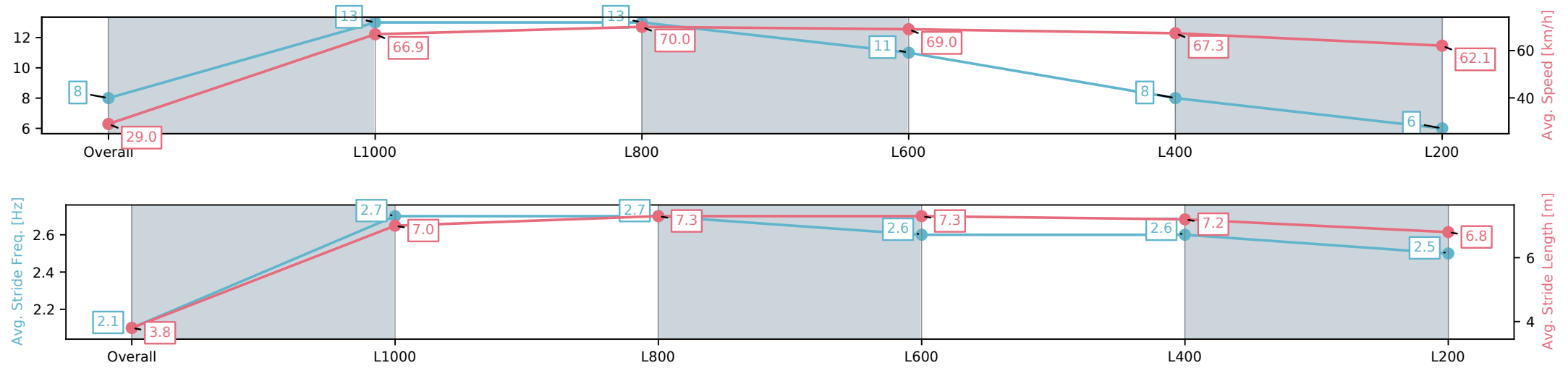
Race 9: Fleurieu Milk Company Handicap - 1050m

04 October 2025 - 5:22PM

Track Rating: Good 4, Weather: Fine, Rail Position: True



Section	Overall	L1000	L800	L600	L400	L200
Section Times	1:00.02[8] (0:06.26)	0:53.76[13] (0:10.77)	0:42.99[13] (0:10.33)	0:32.66[11] (0:10.37)	0:22.29[8] (0:10.72)	0:11.57[6] (0:11.56)
Average Speed [km/h]	29.0	66.9	70.0	69.0	67.3	62.1
Top Speed [km/h]	53.4	71.4	70.7	70.9	68.9	64.9
Avg. Dist. to Rail [m]	13.6	3.3	0.5	0.7	1.9	4.8
Avg. Stride Freq. [Hz]	2.1	2.7	2.7	2.6	2.6	2.5
Avg. Stride Length [m]	3.8	7.0	7.3	7.3	7.2	6.8



[ ] Ranking at each section and finish  
-:-:- No data available at this section  
NA No data available

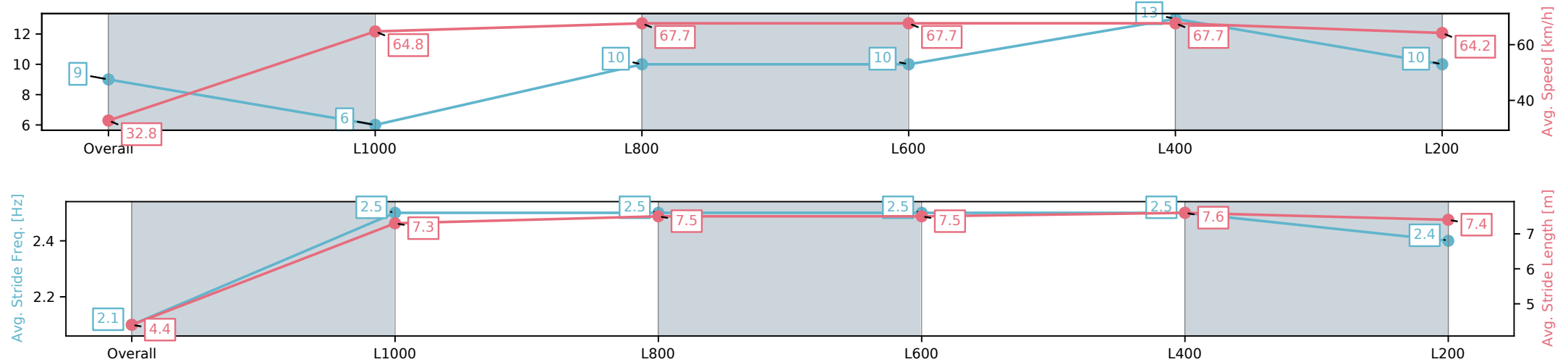
Horse/Jockey Name	SCHRODER'S MISTAKE/Todd Pannell
Finish Rank	9
Fastest Section Time (Section)	0:10.72 (L400)
Top Speed [km/h] (Section)	69.3 (L600)
Race State	Finished



Morphettville-Professional-2025-10-04  
Race 9: Fleurieu Milk Company Handicap - 1050m  
04 October 2025 - 5:22PM  
Track Rating: Good 4, Weather: Fine, Rail Position: True



Section	Overall	L1000	L800	L600	L400	L200
Section Times	1:00.08[9] (0:05.45)	0:54.63[6] (0:11.17)	0:43.46[10] (0:10.73)	0:32.73[10] (0:10.81)	0:21.92[13] (0:10.72)	0:11.20[10] (0:11.20)
Average Speed [km/h]	32.8	64.8	67.7	67.7	67.7	64.2
Top Speed [km/h]	55.4	68.3	68.9	68.2	69.3	67.0
Avg. Dist. to Rail [m]	12.8	7.0	3.1	3.3	2.5	5.0
Avg. Stride Freq. [Hz]	2.1	2.5	2.5	2.5	2.5	2.4
Avg. Stride Length [m]	4.4	7.3	7.5	7.5	7.6	7.4



[ ] Ranking at each section and finish  
-:-:- No data available at this section  
NA No data available

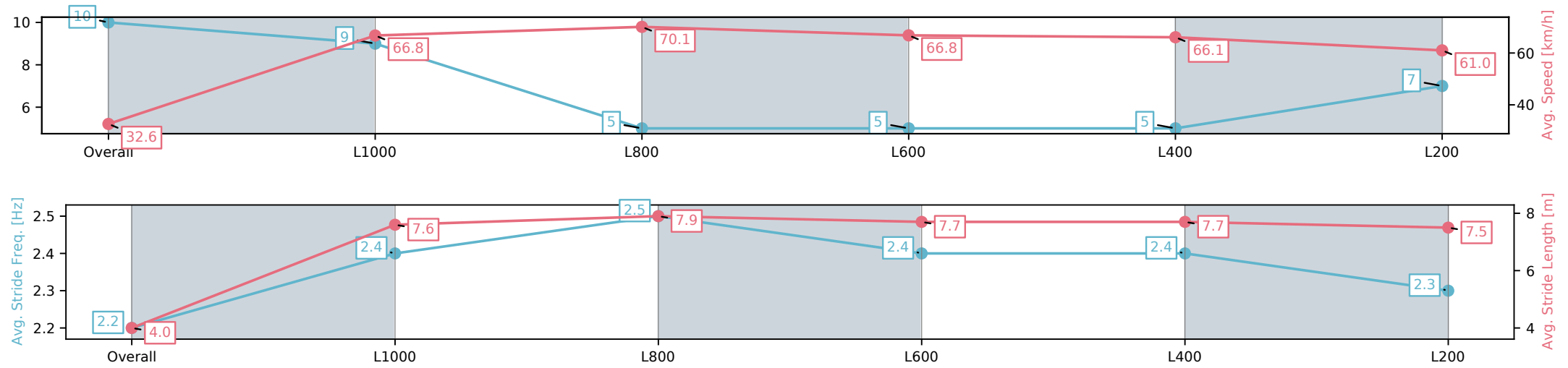
Horse/Jockey Name	DYER/Ben Price
Finish Rank	10
Fastest Section Time (Section)	0:10.41 (L800)
Top Speed [km/h] (Section)	71.1 (Overall)
Race State	Finished



Morphettville-Professional-2025-10-04  
Race 9: Fleurieu Milk Company Handicap - 1050m  
04 October 2025 - 5:22PM  
Track Rating: Good 4, Weather: Fine, Rail Position: True



Section	Overall	L1000	L800	L600	L400	L200
Section Times	1:00.31[10] (0:05.60)	0:54.71[9] (0:10.75)	0:43.96[5] (0:10.41)	0:33.55[5] (0:10.79)	0:22.76[5] (0:10.94)	0:11.82[7] (0:11.82)
Average Speed [km/h]	32.6	66.8	70.1	66.8	66.1	61.0
Top Speed [km/h]	59.1	71.1	70.9	69.1	67.3	64.1
Avg. Dist. to Rail [m]	9.5	6.6	3.1	0.9	3.9	5.9
Avg. Stride Freq. [Hz]	2.2	2.4	2.5	2.4	2.4	2.3
Avg. Stride Length [m]	4.0	7.6	7.9	7.7	7.7	7.5



[ ] Ranking at each section and finish  
-:-:- No data available at this section  
NA No data available

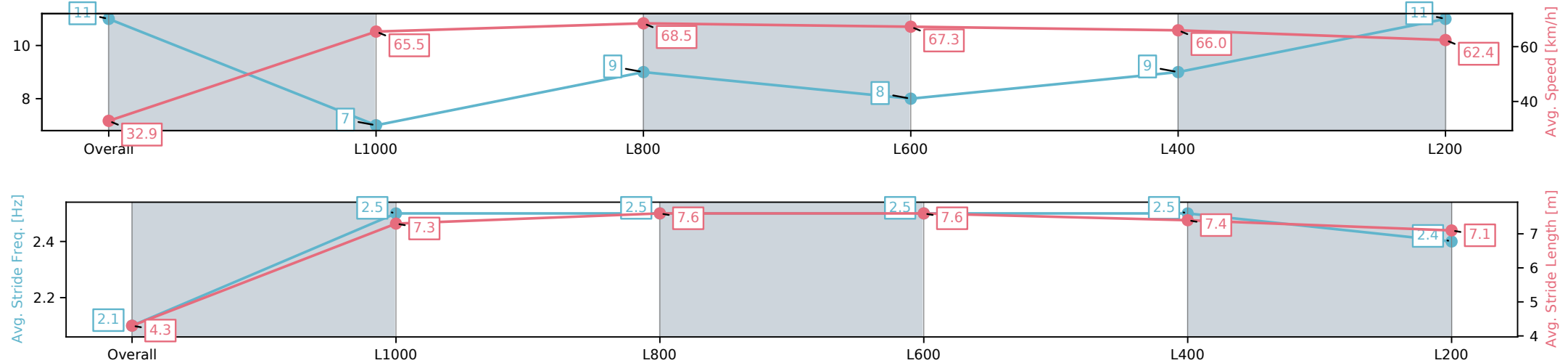
Horse/Jockey Name	GRAND HOST/Jessica Tzaferis
Finish Rank	11
Fastest Section Time (Section)	0:10.56 (L800)
Top Speed [km/h] (Section)	69.6 (L1000)
Race State	Finished



Morphettville-Professional-2025-10-04  
Race 9: Fleurieu Milk Company Handicap - 1050m  
04 October 2025 - 5:22PM  
Track Rating: Good 4, Weather: Fine, Rail Position: True



Section	Overall	L1000	L800	L600	L400	L200
Section Times	1:00.48[11] (0:05.48)	0:55.00[7] (0:11.05)	0:43.95[9] (0:10.56)	0:33.38[8] (0:10.81)	0:22.57[9] (0:11.01)	0:11.56[11] (0:11.56)
Average Speed [km/h]	32.9	65.5	68.5	67.3	66.0	62.4
Top Speed [km/h]	54.4	68.9	69.6	68.2	66.6	66.3
Avg. Dist. to Rail [m]	10.1	5.6	2.6	1.6	6.6	7.6
Avg. Stride Freq. [Hz]	2.1	2.5	2.5	2.5	2.5	2.4
Avg. Stride Length [m]	4.3	7.3	7.6	7.6	7.4	7.1



[ ] Ranking at each section and finish  
-:-:- No data available at this section  
NA No data available

Horse/Jockey Name	CHESTERAY/Caitlin Jones
Finish Rank	12
Fastest Section Time (Section)	0:10.65 (L800)
Top Speed [km/h] (Section)	68.7 (L1000)
Race State	Finished



Morphettville-Professional-2025-10-04

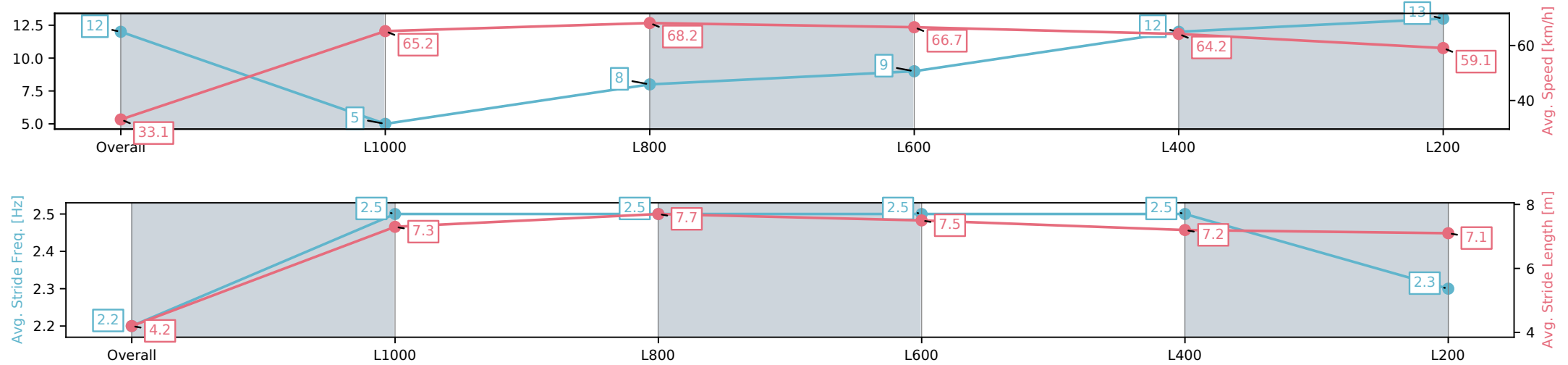
Race 9: Fleurieu Milk Company Handicap - 1050m

04 October 2025 - 5:22PM

Track Rating: Good 4, Weather: Fine, Rail Position: True



Section	Overall	L1000	L800	L600	L400	L200
Section Times	1:01.55[12] (0:05.44)	0:56.11[5] (0:11.07)	0:45.04[8] (0:10.65)	0:34.39[9] (0:10.90)	0:23.49[12] (0:11.27)	0:12.22[13] (0:12.22)
Average Speed [km/h]	33.1	65.2	68.2	66.7	64.2	59.1
Top Speed [km/h]	56.9	68.6	68.7	67.4	65.7	64.2
Avg. Dist. to Rail [m]	11.4	7.2	2.6	2.1	4.1	2.6
Avg. Stride Freq. [Hz]	2.2	2.5	2.5	2.5	2.5	2.3
Avg. Stride Length [m]	4.2	7.3	7.7	7.5	7.2	7.1



[ ] Ranking at each section and finish  
-:-:- No data available at this section  
NA No data available

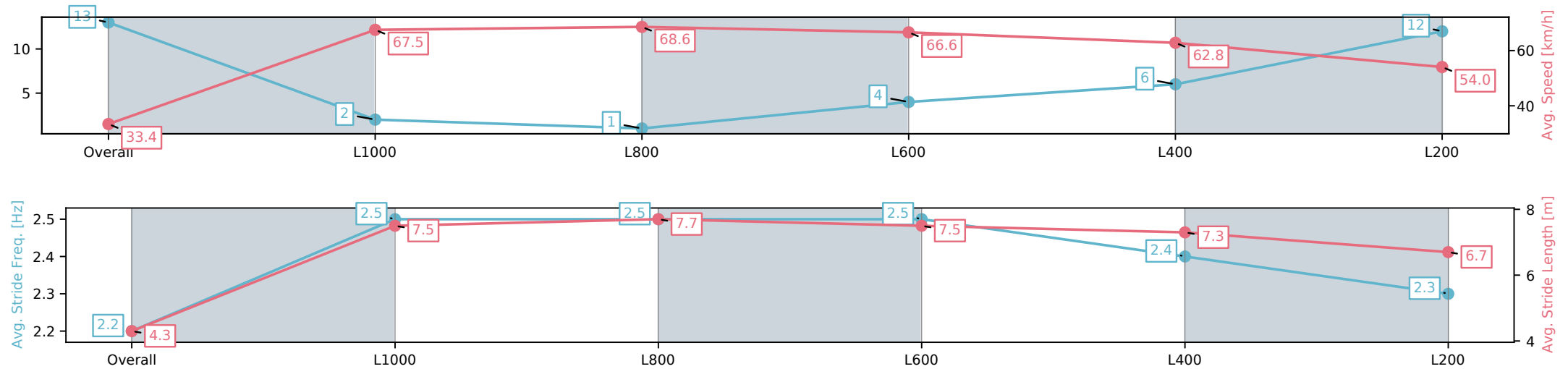
Horse/Jockey Name	MADAM JEANETTE/Matthew Chadwick
Finish Rank	13
Fastest Section Time (Section)	0:10.60 (L800)
Top Speed [km/h] (Section)	70.6 (Overall)
Race State	Finished



Morphettville-Professional-2025-10-04  
Race 9: Fleurieu Milk Company Handicap - 1050m  
04 October 2025 - 5:22PM  
Track Rating: Good 4, Weather: Fine, Rail Position: True



Section	Overall	L1000	L800	L600	L400	L200
Section Times	1:02.39[13] (0:05.36)	0:57.03[2] (0:10.70)	0:46.33[1] (0:10.60)	0:35.73[4] (0:10.92)	0:24.81[6] (0:11.46)	0:13.35[12] (0:13.35)
Average Speed [km/h]	33.4	67.5	68.6	66.6	62.8	54.0
Top Speed [km/h]	58.1	70.6	69.5	68.1	65.5	59.9
Avg. Dist. to Rail [m]	7.9	5.6	3.3	1.7	2.7	5.4
Avg. Stride Freq. [Hz]	2.2	2.5	2.5	2.5	2.4	2.3
Avg. Stride Length [m]	4.3	7.5	7.7	7.5	7.3	6.7



[ ] Ranking at each section and finish  
-:-:- No data available at this section  
NA No data available