



RACINGSA

## Morphettville-Professional-2025-10-04

Race 8: Happy 40th Birthday Heath 'Nudge' Lambert Handicap (Heat of Sportsbet Viddora Series) - 1200m

04 October 2025 - 4:47PM

Track Rating: Good 4, Weather: Fine, Rail Position: True



Morphettville

### Section

### Field Times

Overall

1:09.91

(0:14.08)

L1000

0:55.83

(0:10.69)

L800

0:45.14

(0:10.98)

L600

0:34.16

(0:11.49)

L400

0:22.68

(0:11.37)

L200

0:11.30

(0:11.30)

Position	#	Horse/Jockey	Barrier	Top Speed [km/h]	Fastest Section	First 400m	Overall	L1000	L800	L600	L400	L200	Margin	Distance Travelled From Winner [m]
1	9	GLOBAL TURN	7	68.2	0:10.82	0:25.37	1:09.91	0:55.36 [11]	0:44.54 [12]	0:33.40 [12]	0:21.96 [13]	0:11.11 [11]	1:09.91	
		Jade Doyle		600-400	1000-800		(0:14.55)	(0:10.82)	(0:11.14)	(0:11.44)	(0:10.85)	(0:11.11)		
2	10	STARTIDE	8	68.4	0:10.67	0:25.28	1:10.03	0:55.41 [12]	0:44.74 [10]	0:33.68 [10]	0:22.24 [11]	0:11.36 [4]	0.84L	+4
		Jacob Opperman		600-400	1000-800		(0:14.62)	(0:10.67)	(0:11.06)	(0:11.44)	(0:10.88)	(0:11.36)		
3	6	STOLEN KISS	13	68.0	0:10.67	0:25.38	1:10.11	0:55.40 [13]	0:44.73 [13]	0:33.58 [13]	0:22.37 [10]	0:11.34 [7]	1.34L	+4
		Taylor Johnstone		1200-1000	1000-800		(0:14.71)	(0:10.67)	(0:11.15)	(0:11.21)	(0:11.03)	(0:11.34)		
4	5	PACIFIC JEWEL	4	68.3	0:10.74	0:24.91	1:10.29	0:56.12 [2]	0:45.38 [4]	0:34.21 [4]	0:22.74 [4]	0:11.60 [5]	2.59L	+5
		Jason Holder		1200-1000	1000-800		(0:14.17)	(0:10.74)	(0:11.17)	(0:11.47)	(0:11.14)	(0:11.60)		
5	14	PRESS EXPRESS	3	67.2	0:10.80	0:25.09	1:10.33	0:56.04 [7]	0:45.24 [7]	0:34.12 [7]	0:22.75 [6]	0:11.54 [10]	2.85L	+0
		Alana Livesey		1200-1000	1000-800		(0:14.28)	(0:10.80)	(0:11.12)	(0:11.37)	(0:11.21)	(0:11.54)		
6	4	IMMINANCE	10	67.3	0:10.83	0:25.14	1:10.40	0:56.09 [8]	0:45.26 [8]	0:34.26 [6]	0:22.96 [3]	0:11.80 [1]	3.31L	+6
		Alysha Warren		1200-1000	1000-800		(0:14.31)	(0:10.83)	(0:11.00)	(0:11.30)	(0:11.16)	(0:11.80)		
7	12	ALOHA BLUE	6	67.7	0:10.77	0:25.02	1:10.50	0:56.25 [6]	0:45.48 [5]	0:34.44 [3]	0:22.92 [5]	0:11.77 [6]	3.99L	+4
		Connor Murtagh		1200-1000	1000-800		(0:14.25)	(0:10.77)	(0:11.04)	(0:11.52)	(0:11.15)	(0:11.77)		
8	15	MEG'S MAGIC	12	69.8	0:10.75	0:25.18	1:10.55	0:56.12 [10]	0:45.37 [9]	0:34.30 [8]	0:22.96 [8]	0:11.77 [9]	4.28L	+8
		Margaret Collett		1200-1000	1000-800		(0:14.43)	(0:10.75)	(0:11.07)	(0:11.34)	(0:11.19)	(0:11.77)		
9	2	AREYOUREADYFORIT	9	67.5	0:10.89	0:25.31	1:10.60	0:56.18 [9]	0:45.29 [11]	0:34.20 [11]	0:22.95 [9]	0:11.82 [8]	4.63L	+2
		Rochelle Milnes		1200-1000	1000-800		(0:14.42)	(0:10.89)	(0:11.09)	(0:11.25)	(0:11.13)	(0:11.82)		
10	7	THE PLASTICS	5	70.3	0:10.59	0:24.76	1:10.64	0:56.47 [3]	0:45.88 [1]	0:34.90 [1]	0:23.38 [2]	0:11.99 [2]	4.87L	+1
		Brooke King		1200-1000	1000-800		(0:14.17)	(0:10.59)	(0:10.98)	(0:11.52)	(0:11.39)	(0:11.99)		

Scratched: Acappella Moon (#1), Cararada (#3), Ponty Well (#16), Trantoro (#17)

Report Created: Sat 04 October 2025 17:42:56 GMT+10 (Note: Timing is based on positional data)

Page 1/15

[ ] Position in running at each section and finish  
-:-:- No data available at this section  
NA No data available  
■ Background shading for fastest section

# Saddle cloth number  
DNF Did not finish  
DNT Did not track

data processed by  TRIPLESDATA



# Morphettville-Professional-2025-10-04

Race 8: Happy 40th Birthday Heath 'Nudge' Lambert Handicap (Heat of Sportsbet Viddora Series) - 1200m

04 October 2025 - 4:47PM

Track Rating: Good 4, Weather: Fine, Rail Position: True



## Section

## Field Times

Overall

1:09.91

(0:14.08)

L1000

0:55.83

(0:10.69)

L800

0:45.14

(0:10.98)

L600

0:34.16

(0:11.49)

L400

0:22.68

(0:11.37)

L200

0:11.30

(0:11.30)

Position	#	Horse/Jockey	Barrier	Top Speed [km/h]	Fastest Section	First 400m	Overall	L1000	L800	L600	L400	L200	Margin	Distance Travelled From Winner [m]
11	13	EXTINGUISH	11	69.0	0:10.54	0:24.76	1:10.74	0:56.52 [4]	0:45.98 [2]	0:34.94 [2]	0:23.51 [1]	0:12.09 [3]	5.54L	+0
		Todd Pannell		1200-1000	1000-800		(0:14.22)	(0:10.54)	(0:11.04)	(0:11.43)	(0:11.42)	(0:12.09)		
12	8	CIELAO	2	67.7	0:10.83	0:25.07	1:10.84	0:56.60 [5]	0:45.77 [6]	0:34.57 [9]	0:22.98 [12]	0:11.90 [12]	6.23L	+0
		Jessica Tzaferis		1200-1000	1000-800		(0:14.24)	(0:10.83)	(0:11.20)	(0:11.59)	(0:11.08)	(0:11.90)		
13	11	AFFAIRE VUE	1	67.4	0:10.80	0:24.87	1:11.19	0:57.12 [1]	0:46.32 [3]	0:35.10 [5]	0:23.61 [7]	0:12.03 [13]	8.53L	+1
		Kayla Crowther		1200-1000	1000-800		(0:14.07)	(0:10.80)	(0:11.22)	(0:11.49)	(0:11.57)	(0:12.03)		

Scratched: Acappella Moon (#1), Cararada (#3), Ponty Well (#16), Trantoro (#17)

Horse/Jockey Name	GLOBAL TURN/Jade Doyle
Finish Rank	1
Fastest Section Time (Section)	0:10.82 (L1000)
Top Speed [km/h] (Section)	68.2 (L600)
Race State	Finished



Morphettville-Professional-2025-10-04

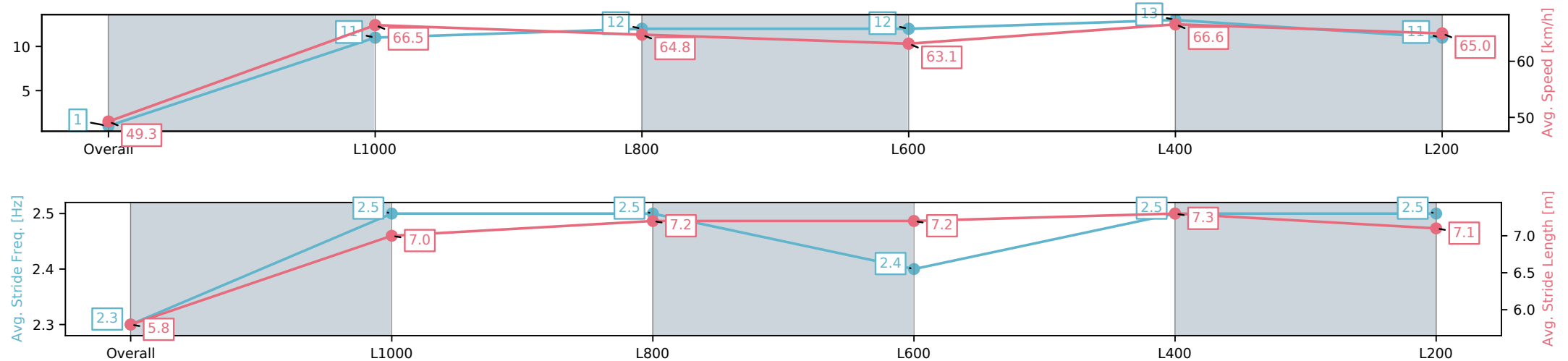
Race 8: Happy 40th Birthday Heath 'Nudge' Lambert Handicap (Heat of Sportsbet Viddora Series) - 1200m

04 October 2025 - 4:47PM

Track Rating: Good 4, Weather: Fine, Rail Position: True



Section	Overall	L1000	L800	L600	L400	L200
Section Times	1:09.91[1] (0:14.55)	0:55.36[11] (0:10.82)	0:44.54[12] (0:11.14)	0:33.40[12] (0:11.44)	0:21.96[13] (0:10.85)	0:11.11[11] (0:11.11)
Average Speed [km/h]	49.3	66.5	64.8	63.1	66.6	65.0
Top Speed [km/h]	65.6	67.1	66.8	64.4	68.2	67.4
Avg. Dist. to Rail [m]	6.8	1.8	0.4	0.7	2.5	2.9
Avg. Stride Freq. [Hz]	2.3	2.5	2.5	2.4	2.5	2.5
Avg. Stride Length [m]	5.8	7.0	7.2	7.2	7.3	7.1



[ ] Ranking at each section and finish  
-:-:- No data available at this section  
NA No data available

Horse/Jockey Name	STARTIDE/Jacob Opperman
Finish Rank	2
Fastest Section Time (Section)	0:10.67 (L1000)
Top Speed [km/h] (Section)	68.4 (L600)
Race State	Finished



Morphettville-Professional-2025-10-04

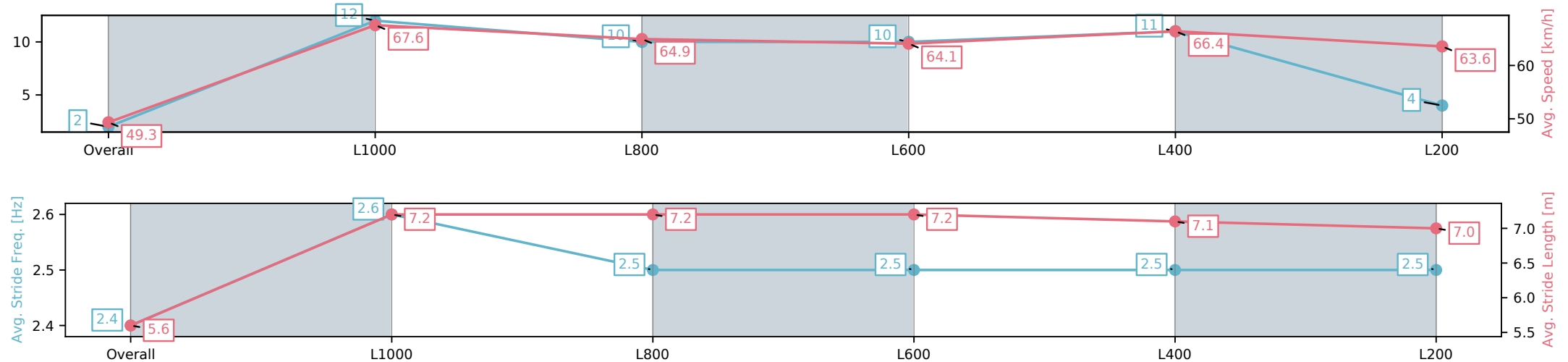
Race 8: Happy 40th Birthday Heath 'Nudge' Lambert  
Handicap (Heat of Sportsbet Viddora Series) - 1200m



04 October 2025 - 4:47PM

Track Rating: Good 4, Weather: Fine, Rail Position: True

Section	Overall	L1000	L800	L600	L400	L200
Section Times	1:10.03[2] (0:14.62)	0:55.41[12] (0:10.67)	0:44.74[10] (0:11.06)	0:33.68[10] (0:11.44)	0:22.24[11] (0:10.88)	0:11.36[4] (0:11.36)
Average Speed [km/h]	49.3	67.6	64.9	64.1	66.4	63.6
Top Speed [km/h]	66.9	68.2	67.6	64.6	68.4	66.8
Avg. Dist. to Rail [m]	5.3	0.6	0.5	2.9	6.0	6.5
Avg. Stride Freq. [Hz]	2.4	2.6	2.5	2.5	2.5	2.5
Avg. Stride Length [m]	5.6	7.2	7.2	7.2	7.1	7.0



[ ] Ranking at each section and finish  
-:-:- No data available at this section  
NA No data available

Horse/Jockey Name	STOLEN KISS/Taylor Johnstone
Finish Rank	3
Fastest Section Time (Section)	0:10.67 (L1000)
Top Speed [km/h] (Section)	68.0 (Overall)
Race State	Finished



Morphettville-Professional-2025-10-04

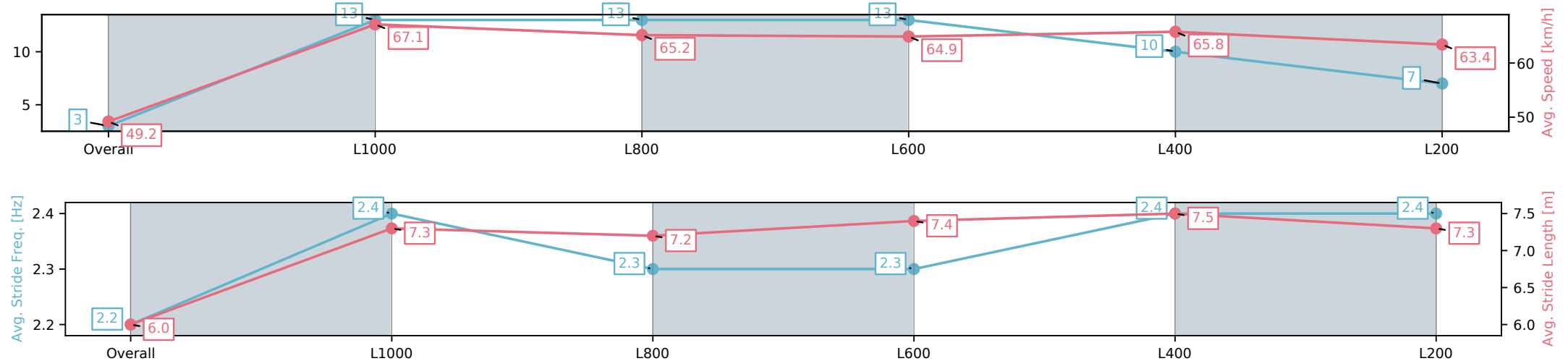
Race 8: Happy 40th Birthday Heath 'Nudge' Lambert Handicap (Heat of Sportsbet Viddora Series) - 1200m



04 October 2025 - 4:47PM

Track Rating: Good 4, Weather: Fine, Rail Position: True

Section	Overall	L1000	L800	L600	L400	L200
Section Times	1:10.11[3] (0:14.71)	0:55.40[13] (0:10.67)	0:44.73[13] (0:11.15)	0:33.58[13] (0:11.21)	0:22.37[10] (0:11.03)	0:11.34[7] (0:11.34)
Average Speed [km/h]	49.2	67.1	65.2	64.9	65.8	63.4
Top Speed [km/h]	68.0	68.0	67.0	65.4	67.0	65.7
Avg. Dist. to Rail [m]	10.7	2.8	1.8	2.1	6.1	9.1
Avg. Stride Freq. [Hz]	2.2	2.4	2.3	2.3	2.4	2.4
Avg. Stride Length [m]	6.0	7.3	7.2	7.4	7.5	7.3



[ ] Ranking at each section and finish  
-:-:- No data available at this section  
NA No data available

Horse/Jockey Name	PACIFIC JEWEL/Jason Holder
Finish Rank	4
Fastest Section Time (Section)	0:10.74 (L1000)
Top Speed [km/h] (Section)	68.3 (Overall)
Race State	Finished



Morphettville-Professional-2025-10-04

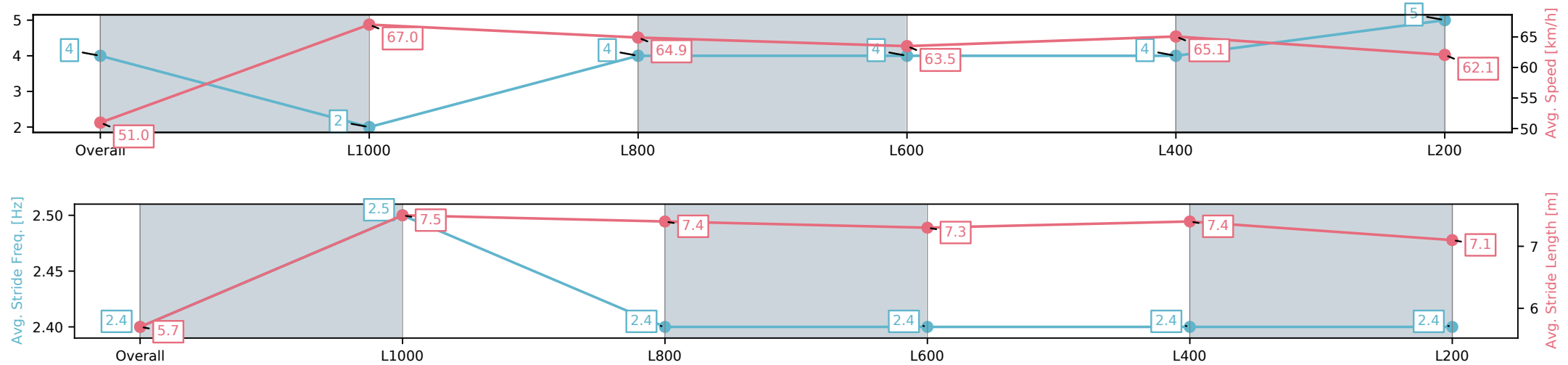
Race 8: Happy 40th Birthday Heath 'Nudge' Lambert Handicap (Heat of Sportsbet Viddora Series) - 1200m

04 October 2025 - 4:47PM

Track Rating: Good 4, Weather: Fine, Rail Position: True



Section	Overall	L1000	L800	L600	L400	L200
Section Times	1:10.29[4] (0:14.17)	0:56.12[2] (0:10.74)	0:45.38[4] (0:11.17)	0:34.21[4] (0:11.47)	0:22.74[4] (0:11.14)	0:11.60[5] (0:11.60)
Average Speed [km/h]	51.0	67.0	64.9	63.5	65.1	62.1
Top Speed [km/h]	68.3	67.8	65.9	64.9	66.1	66.3
Avg. Dist. to Rail [m]	3.9	0.9	1.3	2.4	4.4	4.5
Avg. Stride Freq. [Hz]	2.4	2.5	2.4	2.4	2.4	2.4
Avg. Stride Length [m]	5.7	7.5	7.4	7.3	7.4	7.1



[ ] Ranking at each section and finish  
-:-:- No data available at this section  
NA No data available

Horse/Jockey Name	PRESS EXPRESS/Alana Livesey
Finish Rank	5
Fastest Section Time (Section)	0:10.80 (L1000)
Top Speed [km/h] (Section)	67.2 (Overall)
Race State	Finished



Morphettville-Professional-2025-10-04

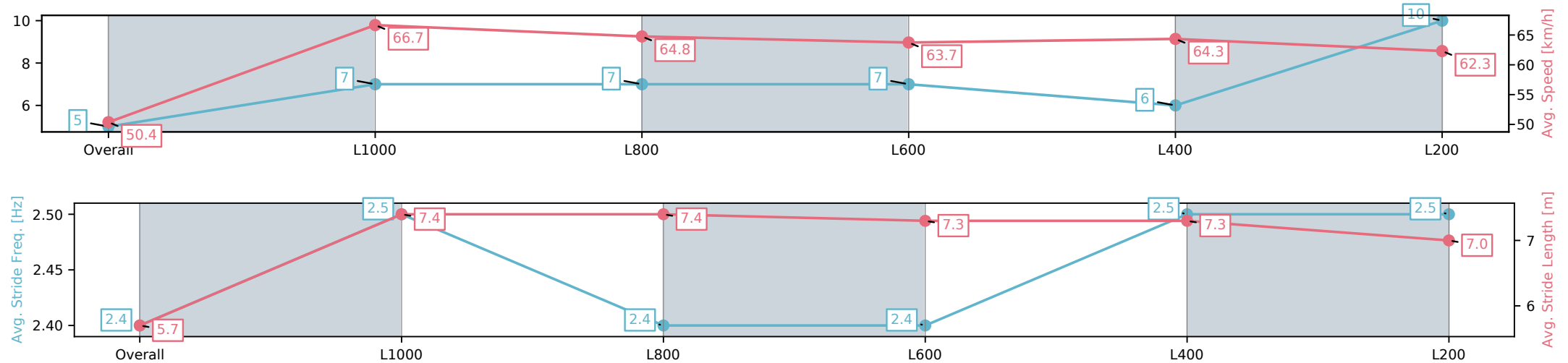
Race 8: Happy 40th Birthday Heath 'Nudge' Lambert  
Handicap (Heat of Sportsbet Viddora Series) - 1200m



04 October 2025 - 4:47PM

Track Rating: Good 4, Weather: Fine, Rail Position: True

Section	Overall	L1000	L800	L600	L400	L200
Section Times	1:10.33[5] (0:14.28)	0:56.04[7] (0:10.80)	0:45.24[7] (0:11.12)	0:34.12[7] (0:11.37)	0:22.75[6] (0:11.21)	0:11.54[10] (0:11.54)
Average Speed [km/h]	50.4	66.7	64.8	63.7	64.3	62.3
Top Speed [km/h]	66.5	67.2	66.1	64.6	65.3	64.7
Avg. Dist. to Rail [m]	3.8	1.6	0.7	0.8	1.9	1.2
Avg. Stride Freq. [Hz]	2.4	2.5	2.4	2.4	2.5	2.5
Avg. Stride Length [m]	5.7	7.4	7.4	7.3	7.3	7.0



[ ] Ranking at each section and finish  
-:-:- No data available at this section  
NA No data available

Horse/Jockey Name	IMMINANCE/Alysha Warren
Finish Rank	6
Fastest Section Time (Section)	0:10.83 (L1000)
Top Speed [km/h] (Section)	67.3 (Overall)
Race State	Finished



Morphettville-Professional-2025-10-04

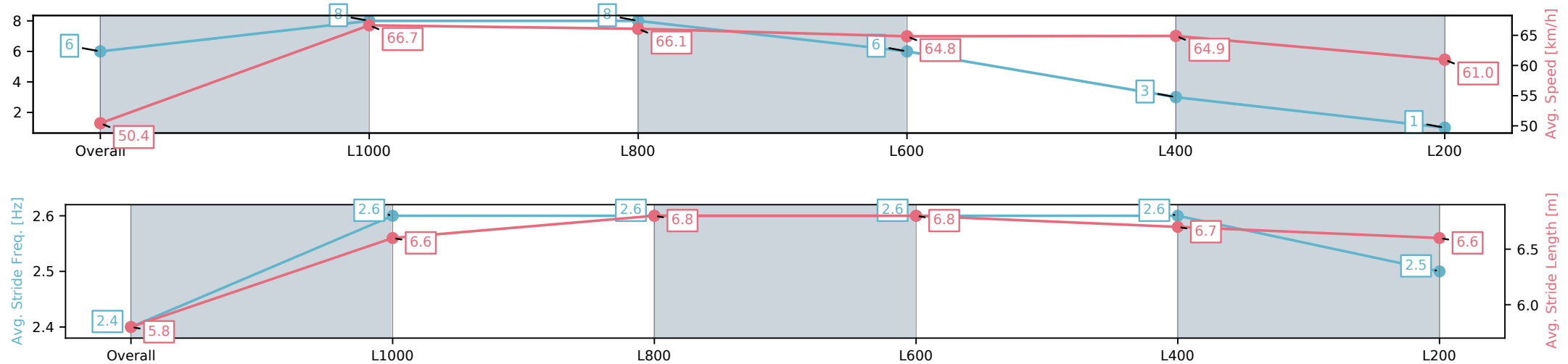
Race 8: Happy 40th Birthday Heath 'Nudge' Lambert  
Handicap (Heat of Sportsbet Viddora Series) - 1200m

04 October 2025 - 4:47PM

Track Rating: Good 4, Weather: Fine, Rail Position: True



Section	Overall	L1000	L800	L600	L400	L200
Section Times	1:10.40[6] (0:14.31)	0:56.09[8] (0:10.83)	0:45.26[8] (0:11.00)	0:34.26[6] (0:11.30)	0:22.96[3] (0:11.16)	0:11.80[1] (0:11.80)
Average Speed [km/h]	50.4	66.7	66.1	64.8	64.9	61.0
Top Speed [km/h]	65.8	67.3	67.2	65.3	65.4	64.4
Avg. Dist. to Rail [m]	9.9	4.2	2.9	3.5	5.4	7.8
Avg. Stride Freq. [Hz]	2.4	2.6	2.6	2.6	2.6	2.5
Avg. Stride Length [m]	5.8	6.6	6.8	6.8	6.7	6.6



[ ] Ranking at each section and finish  
-:-:- No data available at this section  
NA No data available



Horse/Jockey Name	ALOHA BLUE/Connor Murtagh
Finish Rank	7
Fastest Section Time (Section)	0:10.77 (L1000)
Top Speed [km/h] (Section)	67.7 (Overall)
Race State	Finished



Morphettville-Professional-2025-10-04

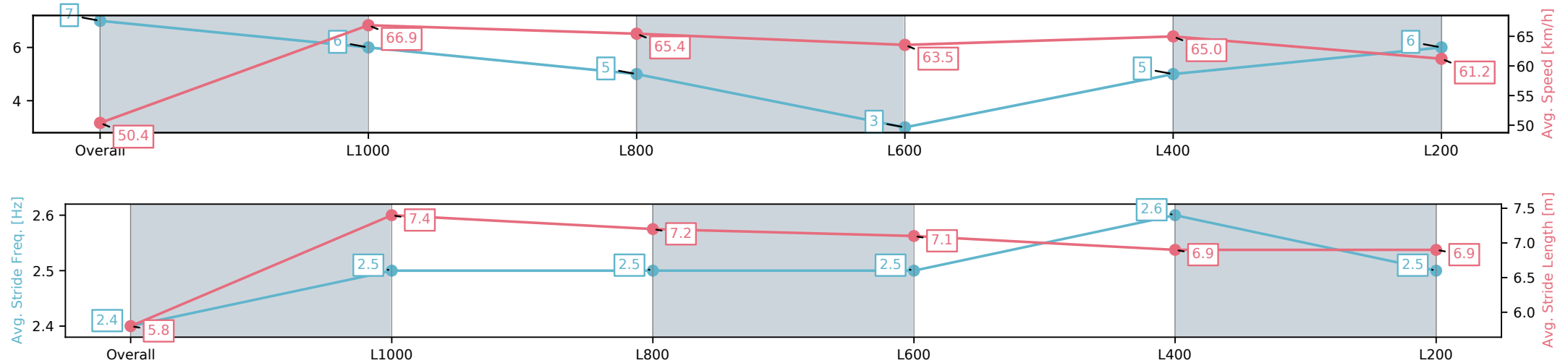
Race 8: Happy 40th Birthday Heath 'Nudge' Lambert Handicap (Heat of Sportsbet Viddora Series) - 1200m

04 October 2025 - 4:47PM

Track Rating: Good 4, Weather: Fine, Rail Position: True



Section	Overall	L1000	L800	L600	L400	L200
Section Times	1:10.50[7] (0:14.25)	0:56.25[6] (0:10.77)	0:45.48[5] (0:11.04)	0:34.44[3] (0:11.52)	0:22.92[5] (0:11.15)	0:11.77[6] (0:11.77)
Average Speed [km/h]	50.4	66.9	65.4	63.5	65.0	61.2
Top Speed [km/h]	65.6	67.7	66.9	65.2	66.4	65.9
Avg. Dist. to Rail [m]	6.5	3.0	1.1	3.1	5.6	7.8
Avg. Stride Freq. [Hz]	2.4	2.5	2.5	2.5	2.6	2.5
Avg. Stride Length [m]	5.8	7.4	7.2	7.1	6.9	6.9



[ ] Ranking at each section and finish  
-:-:- No data available at this section  
NA No data available

Horse/Jockey Name	MEG'S MAGIC/Margaret Collett
Finish Rank	8
Fastest Section Time (Section)	0:10.75 (L1000)
Top Speed [km/h] (Section)	69.8 (Overall)
Race State	Finished



Morphettville-Professional-2025-10-04

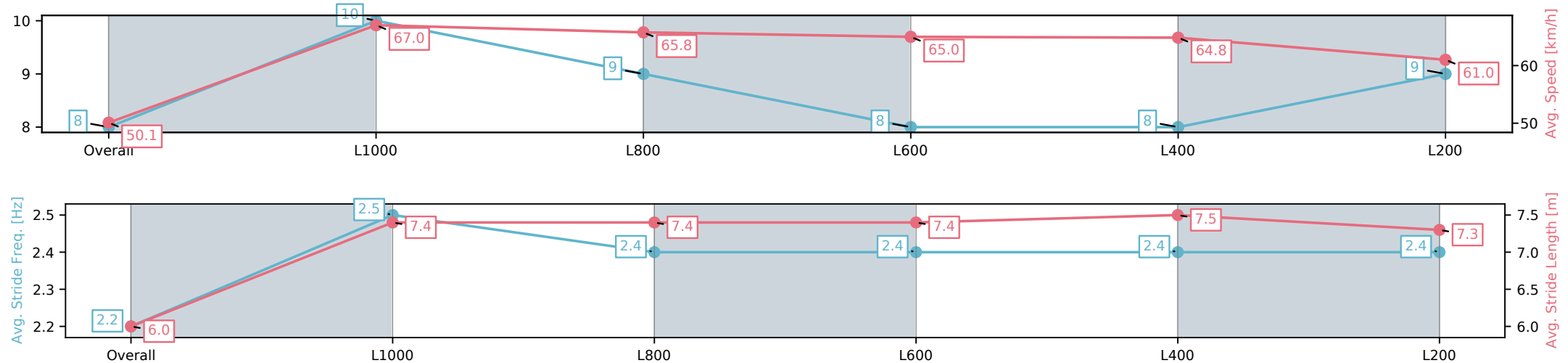
Race 8: Happy 40th Birthday Heath 'Nudge' Lambert Handicap (Heat of Sportsbet Viddora Series) - 1200m

04 October 2025 - 4:47PM

Track Rating: Good 4, Weather: Fine, Rail Position: True



Section	Overall	L1000	L800	L600	L400	L200
Section Times	1:10.55[8] (0:14.43)	0:56.12[10] (0:10.75)	0:45.37[9] (0:11.07)	0:34.30[8] (0:11.34)	0:22.96[8] (0:11.19)	0:11.77[9] (0:11.77)
Average Speed [km/h]	50.1	67.0	65.8	65.0	64.8	61.0
Top Speed [km/h]	69.8	67.4	67.2	65.5	66.1	64.1
Avg. Dist. to Rail [m]	10.5	5.0	3.7	4.2	6.6	9.7
Avg. Stride Freq. [Hz]	2.2	2.5	2.4	2.4	2.4	2.4
Avg. Stride Length [m]	6.0	7.4	7.4	7.4	7.5	7.3



[ ] Ranking at each section and finish  
-:-:- No data available at this section  
NA No data available

Horse/Jockey Name	AREYOUREADYFORIT/Rochelle Milnes
Finish Rank	9
Fastest Section Time (Section)	0:10.89 (L1000)
Top Speed [km/h] (Section)	67.5 (Overall)
Race State	Finished



Morphettville-Professional-2025-10-04

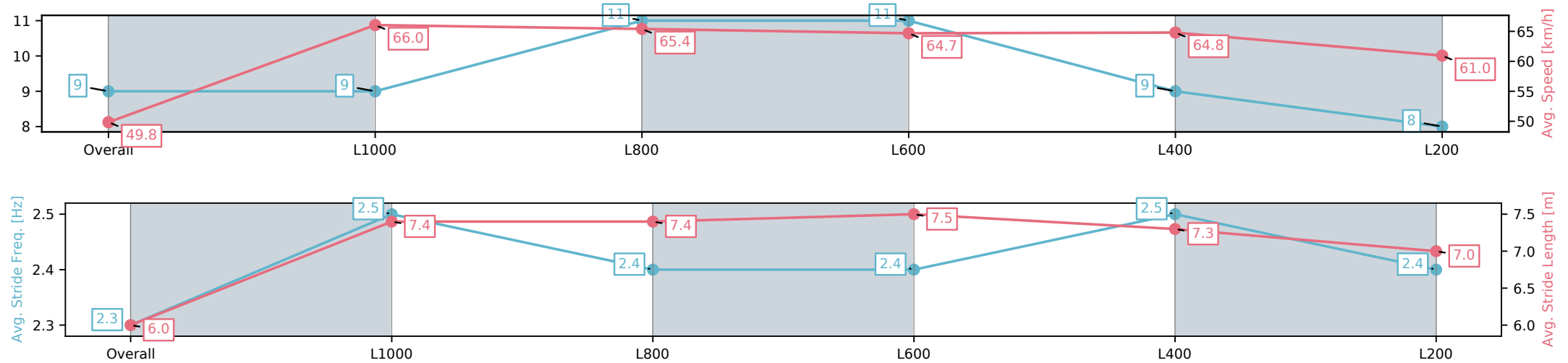
Race 8: Happy 40th Birthday Heath 'Nudge' Lambert Handicap (Heat of Sportsbet Viddora Series) - 1200m



04 October 2025 - 4:47PM

Track Rating: Good 4, Weather: Fine, Rail Position: True

Section	Overall	L1000	L800	L600	L400	L200
Section Times	1:10.60[9] (0:14.42)	0:56.18[9] (0:10.89)	0:45.29[11] (0:11.09)	0:34.20[11] (0:11.25)	0:22.95[9] (0:11.13)	0:11.82[8] (0:11.82)
Average Speed [km/h]	49.8	66.0	65.4	64.7	64.8	61.0
Top Speed [km/h]	64.5	67.5	67.4	65.8	65.9	64.1
Avg. Dist. to Rail [m]	8.1	2.5	1.1	1.8	3.9	7.4
Avg. Stride Freq. [Hz]	2.3	2.5	2.4	2.4	2.5	2.4
Avg. Stride Length [m]	6.0	7.4	7.4	7.5	7.3	7.0



[ ] Ranking at each section and finish  
-:-:- No data available at this section  
NA No data available

Horse/Jockey Name	THE PLASTICS/Brooke King
Finish Rank	10
Fastest Section Time (Section)	0:10.59 (L1000)
Top Speed [km/h] (Section)	70.3 (Overall)
Race State	Finished



Morphettville-Professional-2025-10-04

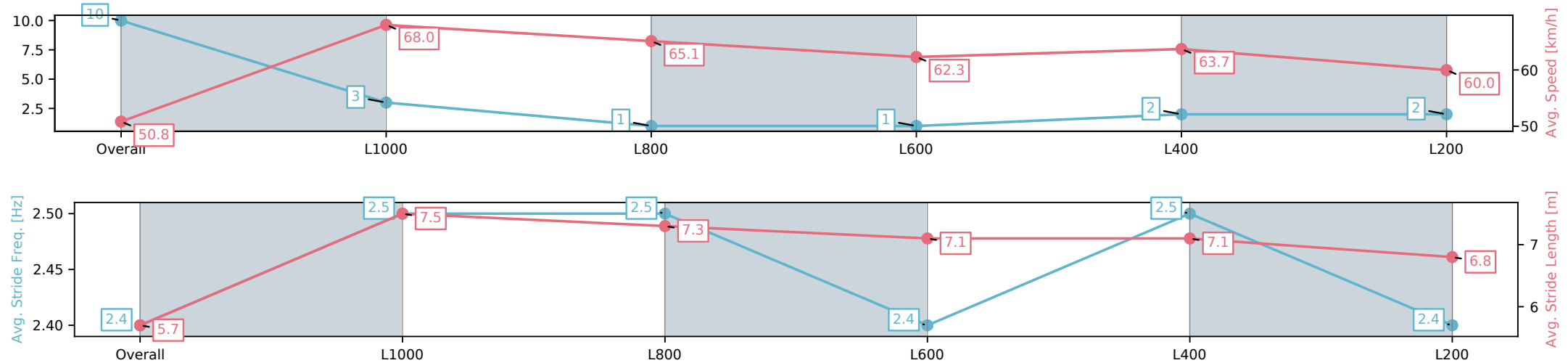
Race 8: Happy 40th Birthday Heath 'Nudge' Lambert  
Handicap (Heat of Sportsbet Viddora Series) - 1200m

04 October 2025 - 4:47PM

Track Rating: Good 4, Weather: Fine, Rail Position: True



Section	Overall	L1000	L800	L600	L400	L200
Section Times	1:10.64[10] (0:14.17)	0:56.47[3] (0:10.59)	0:45.88[1] (0:10.98)	0:34.90[1] (0:11.52)	0:23.38[2] (0:11.39)	0:11.99[2] (0:11.99)
Average Speed [km/h]	50.8	68.0	65.1	62.3	63.7	60.0
Top Speed [km/h]	70.3	69.4	66.6	63.4	67.0	62.5
Avg. Dist. to Rail [m]	2.9	0.8	1.5	1.1	3.3	2.6
Avg. Stride Freq. [Hz]	2.4	2.5	2.5	2.4	2.5	2.4
Avg. Stride Length [m]	5.7	7.5	7.3	7.1	7.1	6.8



[ ] Ranking at each section and finish  
-:-:- No data available at this section  
NA No data available

Horse/Jockey Name	EXTINGUISH/Todd Pannell
Finish Rank	11
Fastest Section Time (Section)	0:10.54 (L1000)
Top Speed [km/h] (Section)	69.0 (Overall)
Race State	Finished



Morphettville-Professional-2025-10-04

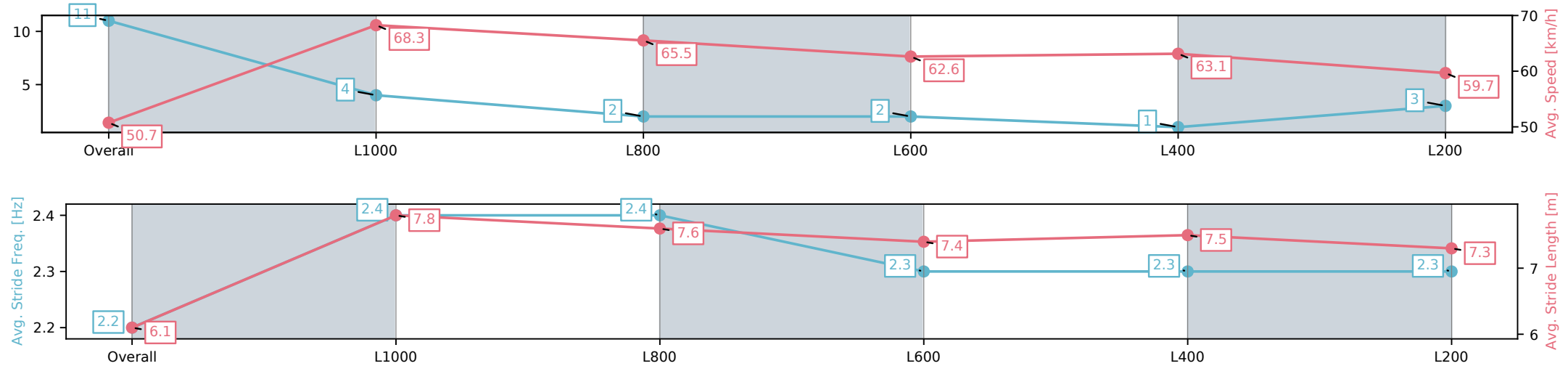
Race 8: Happy 40th Birthday Heath 'Nudge' Lambert  
Handicap (Heat of Sportsbet Viddora Series) - 1200m



04 October 2025 - 4:47PM

Track Rating: Good 4, Weather: Fine, Rail Position: True

Section	Overall	L1000	L800	L600	L400	L200
Section Times	1:10.74[11] (0:14.22)	0:56.52[4] (0:10.54)	0:45.98[2] (0:11.04)	0:34.94[2] (0:11.43)	0:23.51[1] (0:11.42)	0:12.09[3] (0:12.09)
Average Speed [km/h]	50.7	68.3	65.5	62.6	63.1	59.7
Top Speed [km/h]	66.4	69.0	67.4	63.3	64.2	62.3
Avg. Dist. to Rail [m]	9.5	2.8	0.6	0.2	1.0	2.6
Avg. Stride Freq. [Hz]	2.2	2.4	2.4	2.3	2.3	2.3
Avg. Stride Length [m]	6.1	7.8	7.6	7.4	7.5	7.3



[ ] Ranking at each section and finish  
-:-:- No data available at this section  
NA No data available

Horse/Jockey Name	CIELAO/Jessica Tzaferis
Finish Rank	12
Fastest Section Time (Section)	0:10.83 (L1000)
Top Speed [km/h] (Section)	67.7 (Overall)
Race State	Finished



Morphettville-Professional-2025-10-04

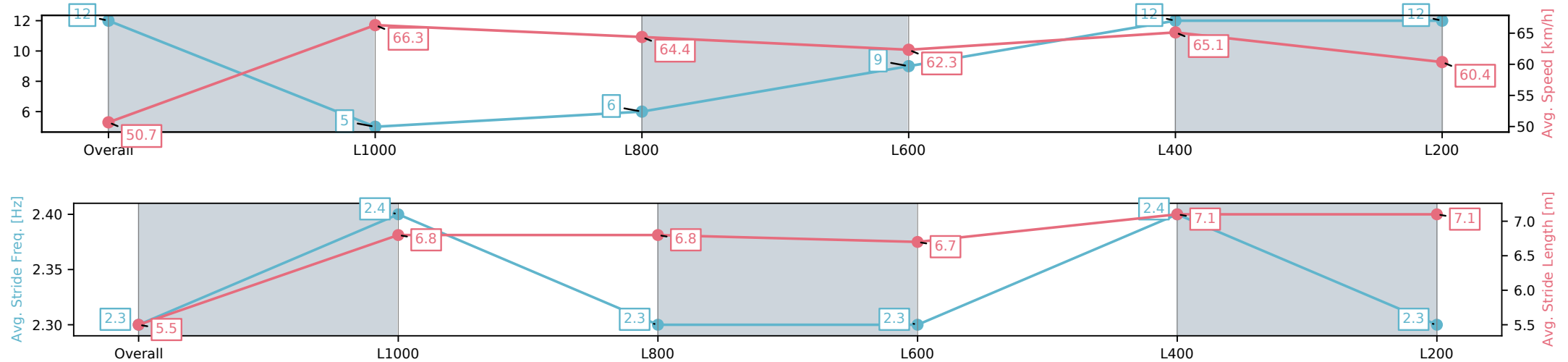
Race 8: Happy 40th Birthday Heath 'Nudge' Lambert Handicap (Heat of Sportsbet Viddora Series) - 1200m

04 October 2025 - 4:47PM

Track Rating: Good 4, Weather: Fine, Rail Position: True



Section	Overall	L1000	L800	L600	L400	L200
Section Times	1:10.84[12] (0:14.24)	0:56.60[5] (0:10.83)	0:45.77[6] (0:11.20)	0:34.57[9] (0:11.59)	0:22.98[12] (0:11.08)	0:11.90[12] (0:11.90)
Average Speed [km/h]	50.7	66.3	64.4	62.3	65.1	60.4
Top Speed [km/h]	64.8	67.7	66.6	63.5	65.9	64.5
Avg. Dist. to Rail [m]	2.7	0.5	0.4	0.4	0.9	0.8
Avg. Stride Freq. [Hz]	2.3	2.4	2.3	2.3	2.4	2.3
Avg. Stride Length [m]	5.5	6.8	6.8	6.7	7.1	7.1



[ ] Ranking at each section and finish  
-:-:- No data available at this section  
NA No data available

Horse/Jockey Name	AFFAIRE VUE/Kayla Crowther
Finish Rank	13
Fastest Section Time (Section)	0:10.80 (L1000)
Top Speed [km/h] (Section)	67.4 (Overall)
Race State	Finished



Morphettville-Professional-2025-10-04

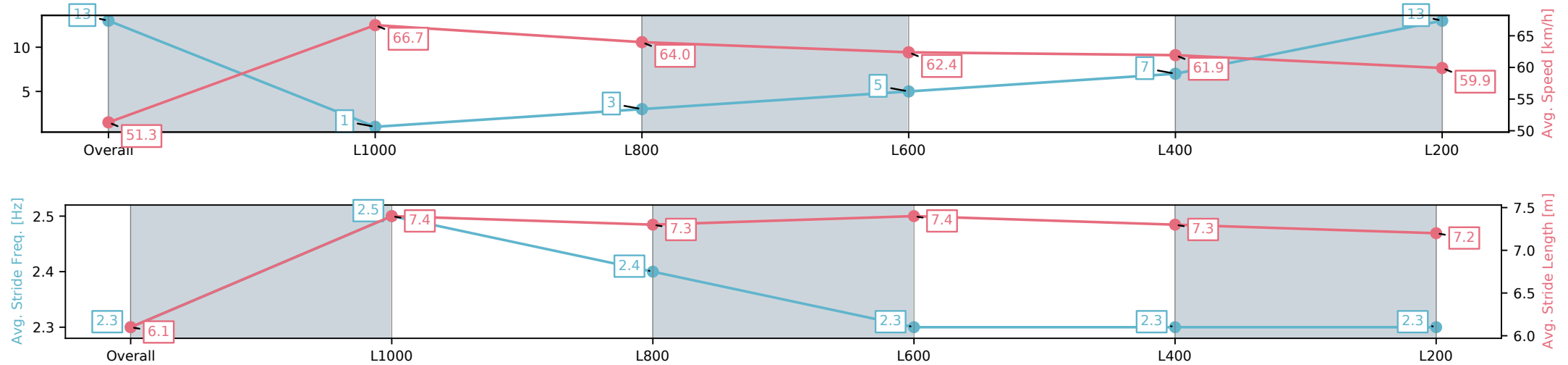
Race 8: Happy 40th Birthday Heath 'Nudge' Lambert Handicap (Heat of Sportsbet Viddora Series) - 1200m

04 October 2025 - 4:47PM

Track Rating: Good 4, Weather: Fine, Rail Position: True



Section	Overall	L1000	L800	L600	L400	L200
Section Times	1:11.19[13] (0:14.07)	0:57.12[1] (0:10.80)	0:46.32[3] (0:11.22)	0:35.10[5] (0:11.49)	0:23.61[7] (0:11.57)	0:12.03[13] (0:12.03)
Average Speed [km/h]	51.3	66.7	64.0	62.4	61.9	59.9
Top Speed [km/h]	66.7	67.4	66.0	63.2	63.9	61.2
Avg. Dist. to Rail [m]	2.7	0.5	0.4	0.9	0.6	0.4
Avg. Stride Freq. [Hz]	2.3	2.5	2.4	2.3	2.3	2.3
Avg. Stride Length [m]	6.1	7.4	7.3	7.4	7.3	7.2



[ ] Ranking at each section and finish  
-:-:- No data available at this section  
NA No data available