



Morphettville-Professional-2025-10-04

Race 5: Dominant Handicap - 1200m

04 October 2025 - 2:58PM

Track Rating: Good 4, Weather: Fine, Rail Position: True



Section

Field Times

Overall

1:10.05

(0:14.06)

L1000

0:55.99

(0:10.65)

L800

0:45.34

(0:11.07)

L600

0:34.27

(0:11.32)

L400

0:22.95

(0:11.42)

L200

0:11.54

(0:11.54)

Position	#	Horse/Jockey	Barrier	Top Speed [km/h]	Fastest Section	First 400m	Overall	L1000	L800	L600	L400	L200	Margin	Distance Travelled From Winner [m]
1	1	HYPERNOVA	6	68.0	0:10.69	0:25.19	1:10.05	0:55.55 [8]	0:44.86 [8]	0:33.78 [7]	0:22.50 [8]	0:11.34 [6]	1:10.05	
		Todd Pannell		1200-1000	1000-800		(0:14.50)	(0:10.69)	(0:11.08)	(0:11.28)	(0:11.16)	(0:11.34)		
2	6	MURPH	10	68.0	0:10.64	0:25.11	1:10.06	0:55.59 [7]	0:44.95 [6]	0:33.83 [6]	0:22.53 [7]	0:11.55 [1]	0.06L	+2
		Connor Murtagh		1200-1000	1000-800		(0:14.47)	(0:10.64)	(0:11.12)	(0:11.30)	(0:10.98)	(0:11.55)		
3	5	SOLAR BLAST	9	68.5	0:10.60	0:25.44	1:10.10	0:55.26 [10]	0:44.66 [10]	0:33.55 [10]	0:22.42 [10]	0:11.31 [9]	0.29L	+0
		Alysha Warren		1200-1000	1000-800		(0:14.84)	(0:10.60)	(0:11.11)	(0:11.13)	(0:11.11)	(0:11.31)		
4	8	BOLTED IN	5	67.7	0:10.71	0:25.34	1:10.15	0:55.52 [9]	0:44.81 [9]	0:33.70 [9]	0:22.57 [9]	0:11.42 [7]	0.67L	-4
		Jessica Tzaferis		1200-1000	1000-800		(0:14.63)	(0:10.71)	(0:11.11)	(0:11.13)	(0:11.15)	(0:11.42)		
5	11	OUR DIVINYL	7	67.5	0:10.74	0:24.95	1:10.33	0:56.12 [3]	0:45.38 [4]	0:34.29 [4]	0:23.01 [4]	0:11.73 [4]	1.83L	-1
		Alana Livesey		1200-1000	1000-800		(0:14.21)	(0:10.74)	(0:11.09)	(0:11.28)	(0:11.28)	(0:11.73)		
6	4	LOVIN' LAUGHS	3	68.1	0:10.77	0:24.83	1:10.38	0:56.32 [1]	0:45.55 [2]	0:34.45 [2]	0:23.16 [2]	0:11.83 [3]	2.18L	-3
		Taylor Johnstone		1200-1000	1000-800		(0:14.06)	(0:10.77)	(0:11.10)	(0:11.28)	(0:11.33)	(0:11.83)		
7	7	TOTTORI	2	67.7	0:10.73	0:25.04	1:10.48	0:56.17 [6]	0:45.44 [5]	0:34.40 [5]	0:23.06 [5]	0:11.74 [8]	2.85L	-3
		Jake Toeroek		1200-1000	1000-800		(0:14.31)	(0:10.73)	(0:11.04)	(0:11.34)	(0:11.32)	(0:11.74)		
8	2	MELLIFLUENT	8	70.8	0:10.59	0:24.89	1:10.68	0:56.38 [4]	0:45.79 [3]	0:34.72 [3]	0:23.36 [3]	0:12.01 [5]	4.17L	+2
		Rochelle Milnes		1200-1000	1000-800		(0:14.30)	(0:10.59)	(0:11.07)	(0:11.36)	(0:11.35)	(0:12.01)		
9	3	FALAISE	4	66.9	0:10.85	0:25.15	1:10.70	0:56.40 [5]	0:45.55 [7]	0:34.39 [8]	0:23.22 [6]	0:11.89 [10]	4.33L	-3
		Jacob Opperman		1200-1000	1000-800		(0:14.30)	(0:10.85)	(0:11.16)	(0:11.17)	(0:11.33)	(0:11.89)		
10	10	DAMPEN	1	68.5	0:10.63	0:24.70	1:10.74	0:56.67 [2]	0:46.04 [1]	0:34.97 [1]	0:23.65 [1]	0:12.23 [1]	4.62L	-2
		Jason Holder		1200-1000	1000-800		(0:14.07)	(0:10.63)	(0:11.07)	(0:11.32)	(0:11.42)	(0:12.23)		

Scratched: Dodd (#12)

Report Created: Sat 04 October 2025 15:45:35 GMT+10 (Note: Timing is based on positional data)

Page 1/13

[] Position in running at each section and finish
-:-:- No data available at this section
NA No data available
■ Background shading for fastest section

Saddle cloth number
DNF Did not finish
DNT Did not track

data processed by  TRIPLESDATA



Morphettville-Professional-2025-10-04

Race 5: Dominant Handicap - 1200m

04 October 2025 - 2:58PM

Track Rating: Good 4, Weather: Fine, Rail Position: True



Section Field Times							Overall	L1000	L800	L600	L400	L200		
							1:10.05	0:55.99	0:45.34	0:34.27	0:22.95	0:11.54		
							(0:14.06)	(0:10.65)	(0:11.07)	(0:11.32)	(0:11.42)	(0:11.54)		
Position	#	Horse/Jockey	Barrier	Top Speed [km/h]	Fastest Section	First 400m							Margin	Distance Travelled From Winner [m]
11	9	MAPLEWAY	11	70.5	0:10.45	0:25.50	1:10.77	0:55.72 [11]	0:45.27 [11]	0:34.22 [11]	0:23.06 [11]	0:11.81 [11]	4.76L	+2
		Teagan Voorham		1200-1000	1000-800		(0:15.05)	(0:10.45)	(0:11.05)	(0:11.16)	(0:11.25)	(0:11.81)		

Scratched: Dodd (#12)

- []

Position in running at each section and finish
- :--:--

No data available at this section
- NA

No data available
- Background shading for fastest section
- #

Saddle cloth number
- DNF

Did not finish
- DNT

Did not track

Horse/Jockey Name	HYPERNOVA/Todd Pannell
Finish Rank	1
Fastest Section Time (Section)	0:10.69 (L1000)
Top Speed [km/h] (Section)	68.0 (Overall)
Race State	Finished



Morphettville-Professional-2025-10-04

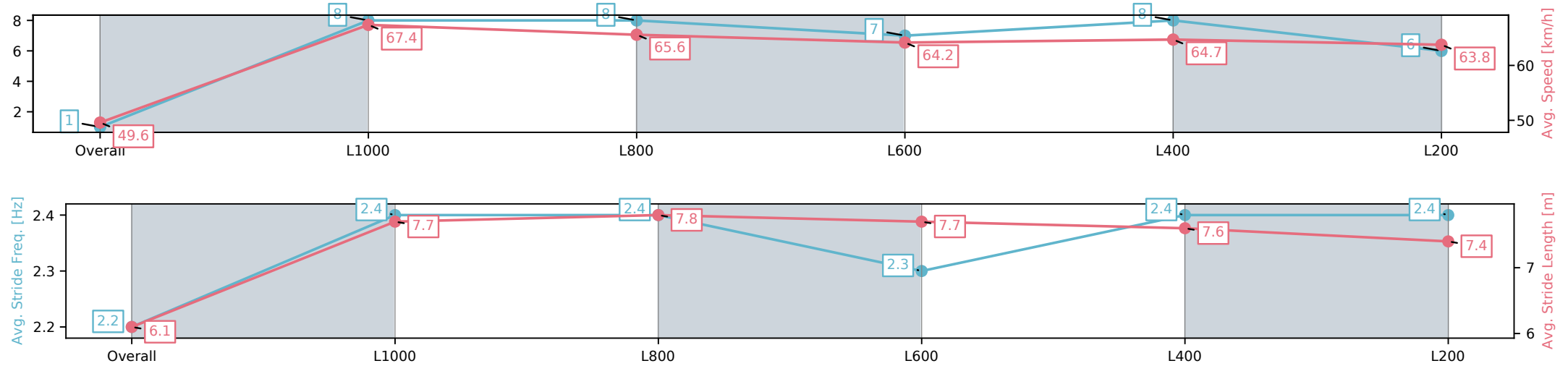
Race 5: Dominant Handicap - 1200m

04 October 2025 - 2:58PM

Track Rating: Good 4, Weather: Fine, Rail Position: True



Section	Overall	L1000	L800	L600	L400	L200
Section Times	1:10.05[1] (0:14.50)	0:55.55[8] (0:10.69)	0:44.86[8] (0:11.08)	0:33.78[7] (0:11.28)	0:22.50[8] (0:11.16)	0:11.34[6] (0:11.34)
Average Speed [km/h]	49.6	67.4	65.6	64.2	64.7	63.8
Top Speed [km/h]	67.3	68.0	66.3	65.4	66.7	66.4
Avg. Dist. to Rail [m]	6.2	2.8	2.1	1.8	4.0	6.3
Avg. Stride Freq. [Hz]	2.2	2.4	2.4	2.3	2.4	2.4
Avg. Stride Length [m]	6.1	7.7	7.8	7.7	7.6	7.4



[] Ranking at each section and finish
-:-:- No data available at this section
NA No data available

Horse/Jockey Name	MURPH/Connor Murtagh
Finish Rank	2
Fastest Section Time (Section)	0:10.64 (L1000)
Top Speed [km/h] (Section)	68.0 (Overall)
Race State	Finished



Morphettville-Professional-2025-10-04

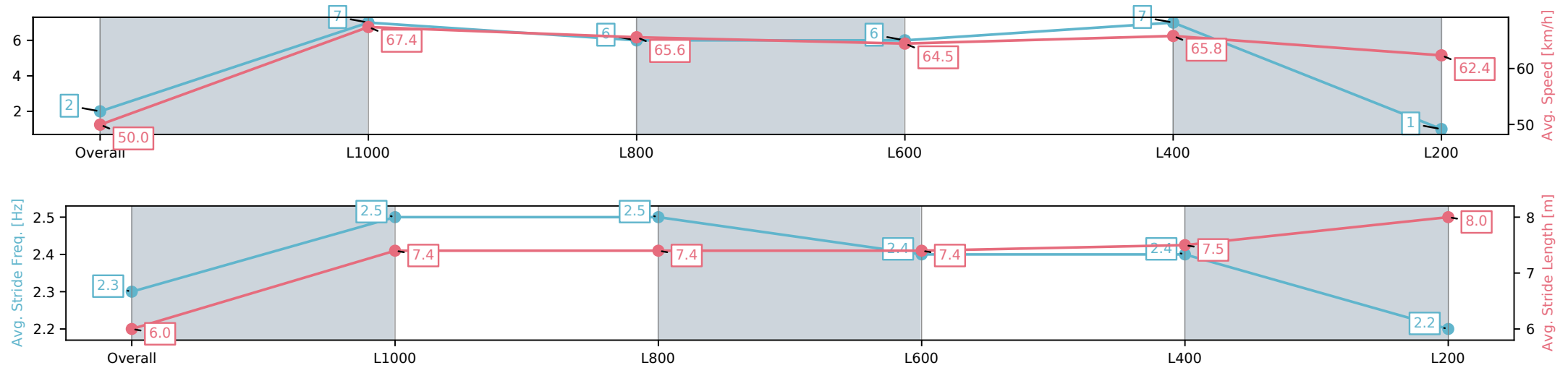
Race 5: Dominant Handicap - 1200m

04 October 2025 - 2:58PM

Track Rating: Good 4, Weather: Fine, Rail Position: True



Section	Overall	L1000	L800	L600	L400	L200
Section Times	1:10.06[2] (0:14.47)	0:55.59[7] (0:10.64)	0:44.95[6] (0:11.12)	0:33.83[6] (0:11.30)	0:22.53[7] (0:10.98)	0:11.55[1] (0:11.55)
Average Speed [km/h]	50.0	67.4	65.6	64.5	65.8	62.4
Top Speed [km/h]	67.4	68.0	67.3	65.3	66.9	66.0
Avg. Dist. to Rail [m]	8.6	3.8	2.8	2.4	4.8	5.0
Avg. Stride Freq. [Hz]	2.3	2.5	2.5	2.4	2.4	2.2
Avg. Stride Length [m]	6.0	7.4	7.4	7.4	7.5	8.0



[] Ranking at each section and finish
-:-:- No data available at this section
NA No data available

Horse/Jockey Name	SOLAR BLAST/Alysha Warren
Finish Rank	3
Fastest Section Time (Section)	0:10.60 (L1000)
Top Speed [km/h] (Section)	68.5 (Overall)
Race State	Finished



Morphettville-Professional-2025-10-04

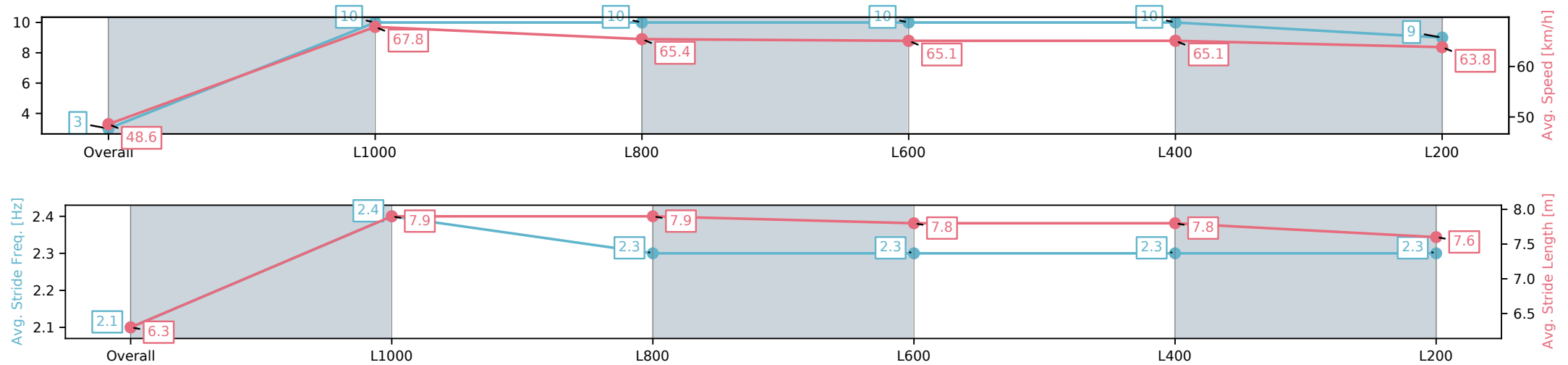
Race 5: Dominant Handicap - 1200m

04 October 2025 - 2:58PM

Track Rating: Good 4, Weather: Fine, Rail Position: True



Section	Overall	L1000	L800	L600	L400	L200
Section Times	1:10.10[3] (0:14.84)	0:55.26[10] (0:10.60)	0:44.66[10] (0:11.11)	0:33.55[10] (0:11.13)	0:22.42[10] (0:11.11)	0:11.31[9] (0:11.31)
Average Speed [km/h]	48.6	67.8	65.4	65.1	65.1	63.8
Top Speed [km/h]	66.2	68.5	67.4	66.3	65.6	65.4
Avg. Dist. to Rail [m]	7.2	1.3	1.4	1.9	5.2	7.8
Avg. Stride Freq. [Hz]	2.1	2.4	2.3	2.3	2.3	2.3
Avg. Stride Length [m]	6.3	7.9	7.9	7.8	7.8	7.6



[] Ranking at each section and finish
-:-:- No data available at this section
NA No data available

Horse/Jockey Name	BOLTED IN/Jessica Tzaferis
Finish Rank	4
Fastest Section Time (Section)	0:10.71 (L1000)
Top Speed [km/h] (Section)	67.7 (Overall)
Race State	Finished



Morphettville-Professional-2025-10-04

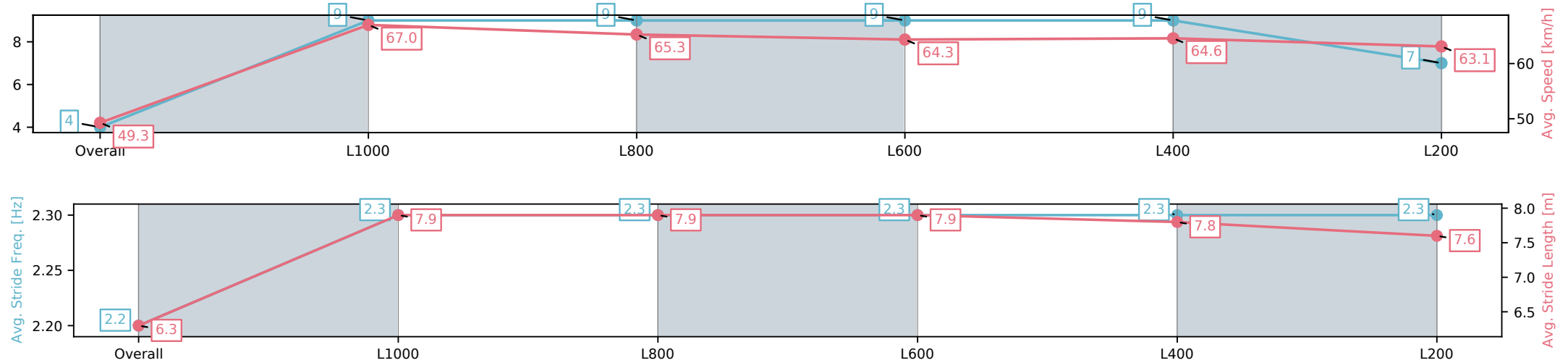
Race 5: Dominant Handicap - 1200m

04 October 2025 - 2:58PM

Track Rating: Good 4, Weather: Fine, Rail Position: True



Section	Overall	L1000	L800	L600	L400	L200
Section Times	1:10.15[4] (0:14.63)	0:55.52[9] (0:10.71)	0:44.81[9] (0:11.11)	0:33.70[9] (0:11.13)	0:22.57[9] (0:11.15)	0:11.42[7] (0:11.42)
Average Speed [km/h]	49.3	67.0	65.3	64.3	64.6	63.1
Top Speed [km/h]	66.3	67.7	66.5	65.2	65.3	65.2
Avg. Dist. to Rail [m]	5.0	2.7	1.3	0.6	0.8	2.3
Avg. Stride Freq. [Hz]	2.2	2.3	2.3	2.3	2.3	2.3
Avg. Stride Length [m]	6.3	7.9	7.9	7.9	7.8	7.6



[] Ranking at each section and finish
-:-:- No data available at this section
NA No data available

Horse/Jockey Name	OUR DIVINYL/Alana Livesey
Finish Rank	5
Fastest Section Time (Section)	0:10.74 (L1000)
Top Speed [km/h] (Section)	67.5 (Overall)
Race State	Finished



Morphettville-Professional-2025-10-04

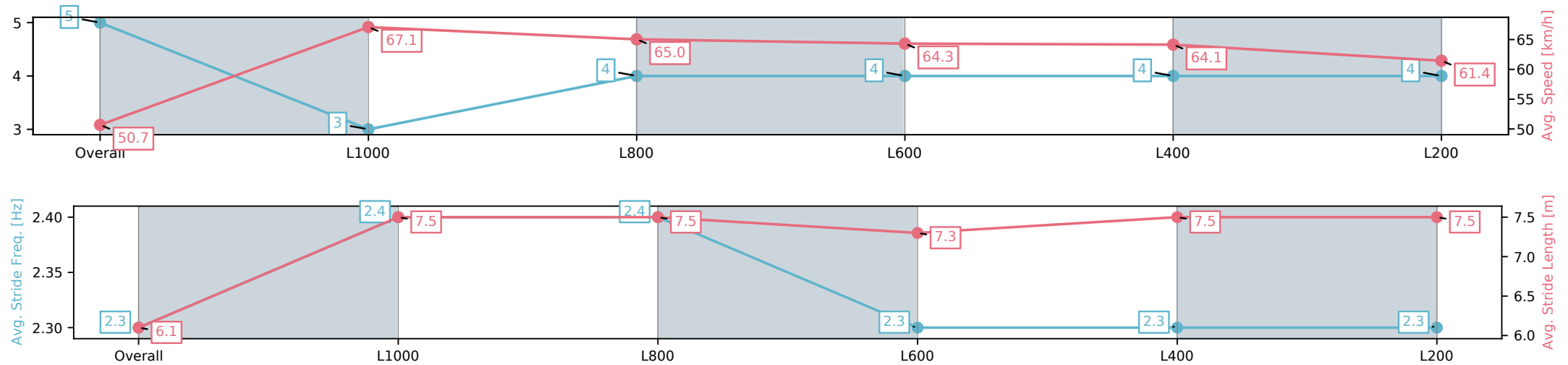
Race 5: Dominant Handicap - 1200m

04 October 2025 - 2:58PM

Track Rating: Good 4, Weather: Fine, Rail Position: True



Section	Overall	L1000	L800	L600	L400	L200
Section Times	1:10.33[5] (0:14.21)	0:56.12[3] (0:10.74)	0:45.38[4] (0:11.09)	0:34.29[4] (0:11.28)	0:23.01[4] (0:11.28)	0:11.73[4] (0:11.73)
Average Speed [km/h]	50.7	67.1	65.0	64.3	64.1	61.4
Top Speed [km/h]	67.4	67.5	66.5	64.7	64.4	63.8
Avg. Dist. to Rail [m]	7.0	2.9	1.8	1.3	2.5	4.6
Avg. Stride Freq. [Hz]	2.3	2.4	2.4	2.3	2.3	2.3
Avg. Stride Length [m]	6.1	7.5	7.5	7.3	7.5	7.5



[] Ranking at each section and finish
-:-:- No data available at this section
NA No data available

Horse/Jockey Name	LOVIN' LAUGHS/Taylor Johnstone
Finish Rank	6
Fastest Section Time (Section)	0:10.77 (L1000)
Top Speed [km/h] (Section)	68.1 (Overall)
Race State	Finished



Morphettville-Professional-2025-10-04

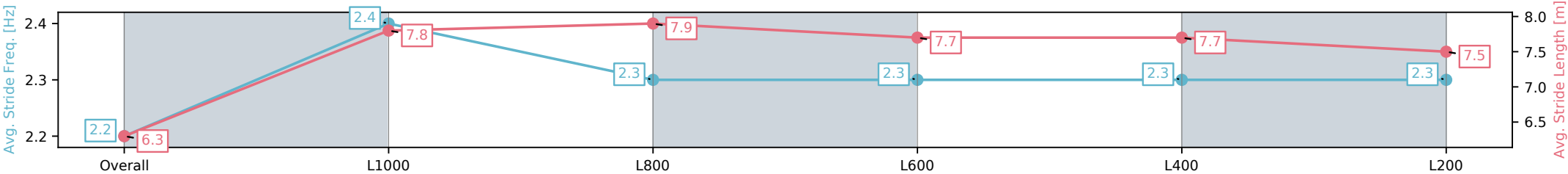
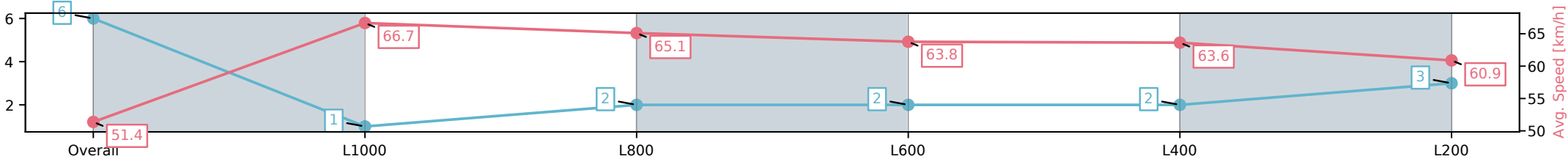
Race 5: Dominant Handicap - 1200m

04 October 2025 - 2:58PM

Track Rating: Good 4, Weather: Fine, Rail Position: True



Section	Overall	L1000	L800	L600	L400	L200
Section Times	1:10.38[6] (0:14.06)	0:56.32[1] (0:10.77)	0:45.55[2] (0:11.10)	0:34.45[2] (0:11.28)	0:23.16[2] (0:11.33)	0:11.83[3] (0:11.83)
Average Speed [km/h]	51.4	66.7	65.1	63.8	63.6	60.9
Top Speed [km/h]	68.1	68.1	66.1	64.5	64.5	63.4
Avg. Dist. to Rail [m]	3.5	2.1	1.4	0.3	0.4	1.3
Avg. Stride Freq. [Hz]	2.2	2.4	2.3	2.3	2.3	2.3
Avg. Stride Length [m]	6.3	7.8	7.9	7.7	7.7	7.5



[] Ranking at each section and finish
-:-:- No data available at this section
NA No data available

Horse/Jockey Name	TOTTORI/Jake Toeroek
Finish Rank	7
Fastest Section Time (Section)	0:10.73 (L1000)
Top Speed [km/h] (Section)	67.7 (Overall)
Race State	Finished



Morphettville-Professional-2025-10-04

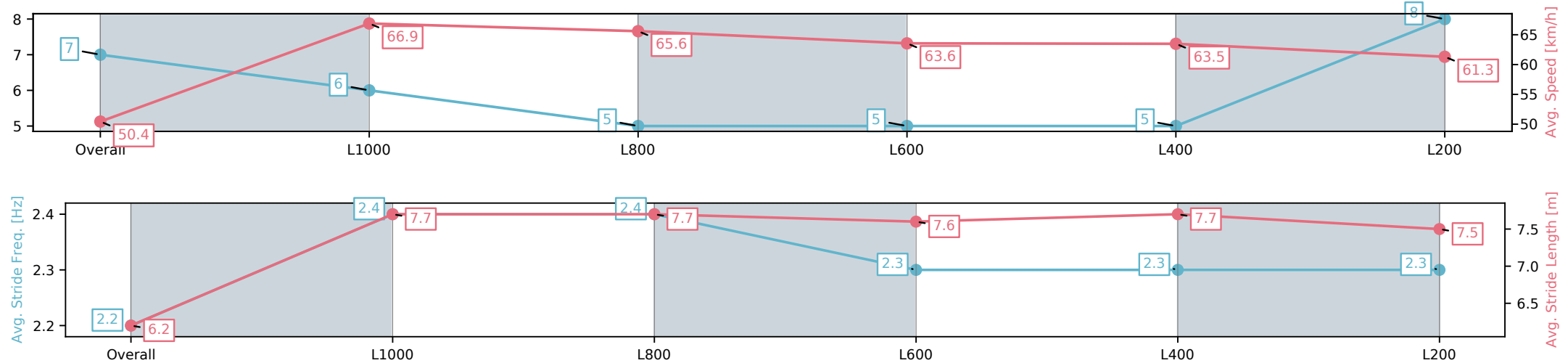
Race 5: Dominant Handicap - 1200m

04 October 2025 - 2:58PM

Track Rating: Good 4, Weather: Fine, Rail Position: True



Section	Overall	L1000	L800	L600	L400	L200
Section Times	1:10.48[7] (0:14.31)	0:56.17[6] (0:10.73)	0:45.44[5] (0:11.04)	0:34.40[5] (0:11.34)	0:23.06[5] (0:11.32)	0:11.74[8] (0:11.74)
Average Speed [km/h]	50.4	66.9	65.6	63.6	63.5	61.3
Top Speed [km/h]	65.5	67.7	66.5	64.1	64.9	63.0
Avg. Dist. to Rail [m]	2.7	1.9	0.8	0.3	0.7	2.3
Avg. Stride Freq. [Hz]	2.2	2.4	2.4	2.3	2.3	2.3
Avg. Stride Length [m]	6.2	7.7	7.7	7.6	7.7	7.5



[] Ranking at each section and finish
-:-:- No data available at this section
NA No data available

Horse/Jockey Name	MELLIFLUENT/Rochelle Milnes
Finish Rank	8
Fastest Section Time (Section)	0:10.59 (L1000)
Top Speed [km/h] (Section)	70.8 (Overall)
Race State	Finished



Morphettville-Professional-2025-10-04

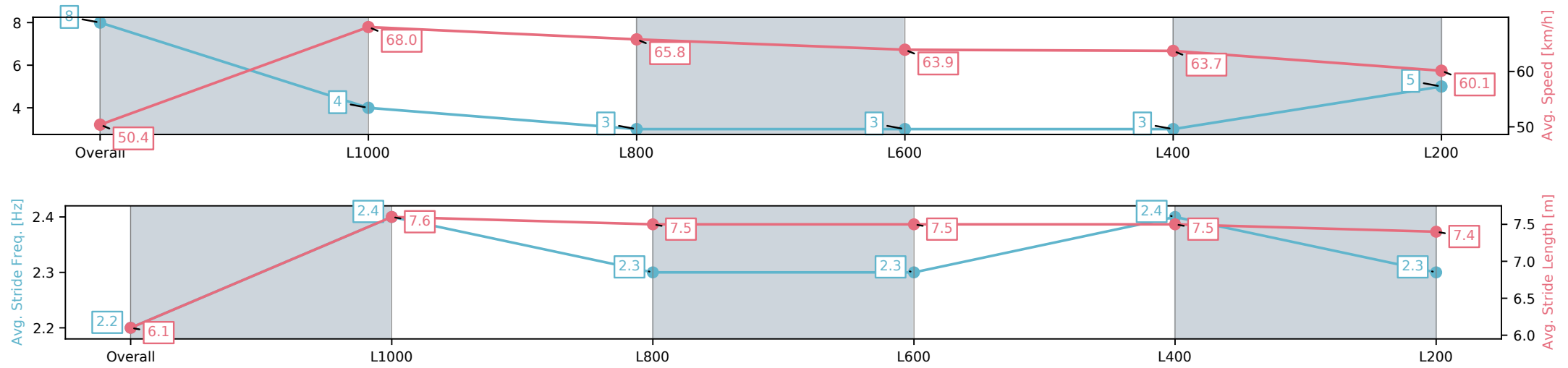
Race 5: Dominant Handicap - 1200m

04 October 2025 - 2:58PM

Track Rating: Good 4, Weather: Fine, Rail Position: True



Section	Overall	L1000	L800	L600	L400	L200
Section Times	1:10.68[8] (0:14.30)	0:56.38[4] (0:10.59)	0:45.79[3] (0:11.07)	0:34.72[3] (0:11.36)	0:23.36[3] (0:11.35)	0:12.01[5] (0:12.01)
Average Speed [km/h]	50.4	68.0	65.8	63.9	63.7	60.1
Top Speed [km/h]	67.5	70.8	66.5	64.7	64.0	63.4
Avg. Dist. to Rail [m]	7.8	3.9	2.8	2.0	3.8	5.2
Avg. Stride Freq. [Hz]	2.2	2.4	2.3	2.3	2.4	2.3
Avg. Stride Length [m]	6.1	7.6	7.5	7.5	7.5	7.4



[] Ranking at each section and finish
-:-:- No data available at this section
NA No data available

Horse/Jockey Name	FALAISE/Jacob Opperman
Finish Rank	9
Fastest Section Time (Section)	0:10.85 (L1000)
Top Speed [km/h] (Section)	66.9 (Overall)
Race State	Finished



Morphettville-Professional-2025-10-04

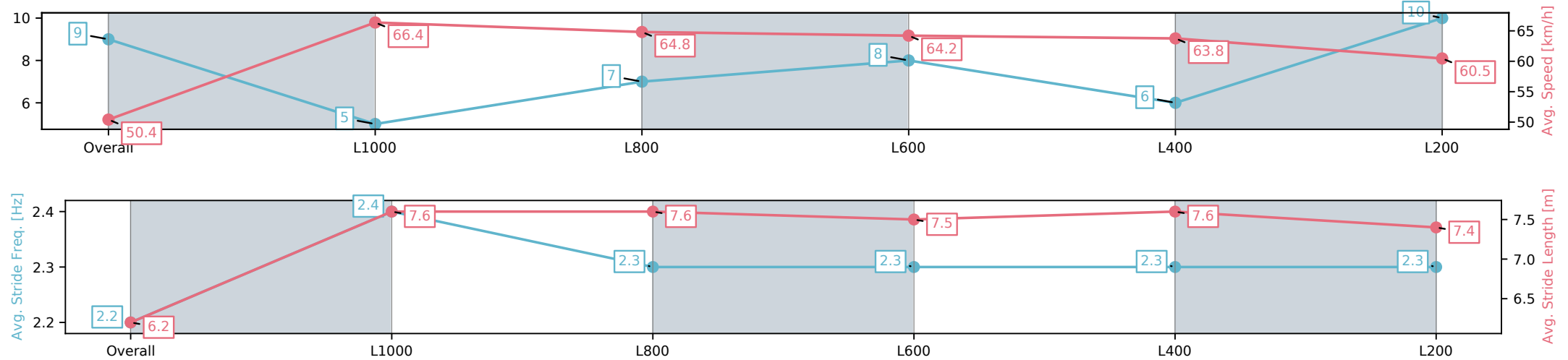
Race 5: Dominant Handicap - 1200m

04 October 2025 - 2:58PM

Track Rating: Good 4, Weather: Fine, Rail Position: True



Section	Overall	L1000	L800	L600	L400	L200
Section Times	1:10.70[9] (0:14.30)	0:56.40[5] (0:10.85)	0:45.55[7] (0:11.16)	0:34.39[8] (0:11.17)	0:23.22[6] (0:11.33)	0:11.89[10] (0:11.89)
Average Speed [km/h]	50.4	66.4	64.8	64.2	63.8	60.5
Top Speed [km/h]	66.0	66.9	65.7	65.2	64.2	62.6
Avg. Dist. to Rail [m]	3.9	0.9	0.4	0.1	0.8	2.8
Avg. Stride Freq. [Hz]	2.2	2.4	2.3	2.3	2.3	2.3
Avg. Stride Length [m]	6.2	7.6	7.6	7.5	7.6	7.4



[] Ranking at each section and finish
-:-:- No data available at this section
NA No data available

Horse/Jockey Name	DAMPEN/Jason Holder
Finish Rank	10
Fastest Section Time (Section)	0:10.63 (L1000)
Top Speed [km/h] (Section)	68.5 (Overall)
Race State	Finished



Morphettville-Professional-2025-10-04

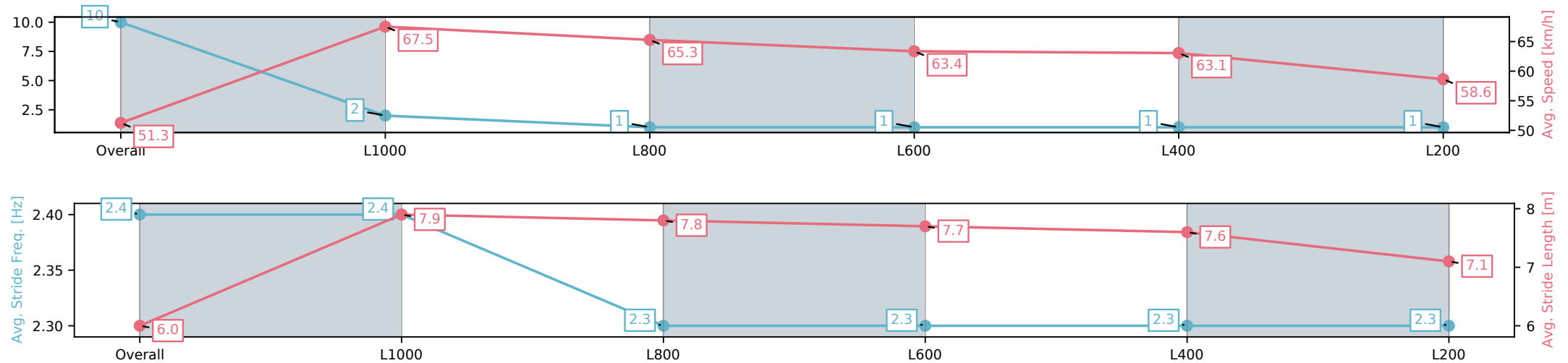
Race 5: Dominant Handicap - 1200m

04 October 2025 - 2:58PM

Track Rating: Good 4, Weather: Fine, Rail Position: True



Section	Overall	L1000	L800	L600	L400	L200
Section Times	1:10.74[10] (0:14.07)	0:56.67[2] (0:10.63)	0:46.04[1] (0:11.07)	0:34.97[1] (0:11.32)	0:23.65[1] (0:11.42)	0:12.23[1] (0:12.23)
Average Speed [km/h]	51.3	67.5	65.3	63.4	63.1	58.6
Top Speed [km/h]	68.0	68.5	66.5	64.4	63.5	61.9
Avg. Dist. to Rail [m]	1.6	0.9	0.6	0.6	0.5	0.2
Avg. Stride Freq. [Hz]	2.4	2.4	2.3	2.3	2.3	2.3
Avg. Stride Length [m]	6.0	7.9	7.8	7.7	7.6	7.1



[] Ranking at each section and finish
-:-:- No data available at this section
NA No data available

Horse/Jockey Name	MAPLEWAY/Teagan Voorham
Finish Rank	11
Fastest Section Time (Section)	0:10.45 (L1000)
Top Speed [km/h] (Section)	70.5 (Overall)
Race State	Finished



Morphettville-Professional-2025-10-04

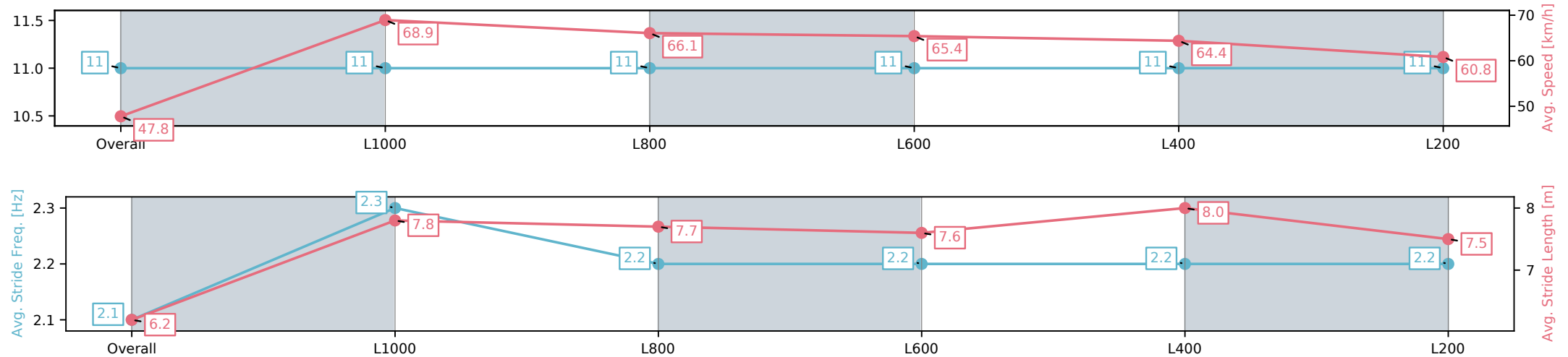
Race 5: Dominant Handicap - 1200m

04 October 2025 - 2:58PM

Track Rating: Good 4, Weather: Fine, Rail Position: True



Section	Overall	L1000	L800	L600	L400	L200
Section Times	1:10.77[11] (0:15.05)	0:55.72[11] (0:10.45)	0:45.27[11] (0:11.05)	0:34.22[11] (0:11.16)	0:23.06[11] (0:11.25)	0:11.81[11] (0:11.81)
Average Speed [km/h]	47.8	68.9	66.1	65.4	64.4	60.8
Top Speed [km/h]	66.8	70.5	67.4	66.7	65.0	63.4
Avg. Dist. to Rail [m]	10.6	3.4	2.7	2.8	6.2	8.3
Avg. Stride Freq. [Hz]	2.1	2.3	2.2	2.2	2.2	2.2
Avg. Stride Length [m]	6.2	7.8	7.7	7.6	8.0	7.5



[] Ranking at each section and finish
-:-:- No data available at this section
NA No data available