



Morphettville-Professional-2025-10-04
Race 4: Sportsbet Jockey Watch Handicap - 1050m
04 October 2025 - 2:23PM



Track Rating: Good 4, Weather: Fine, Rail Position: True

Section Field Times							Overall	L1000	L800	L600	L400	L200		
							0:59.84 (0:05.18)	0:54.66 (0:10.99)	0:43.67 (0:10.74)	0:32.93 (0:10.67)	0:22.26 (0:10.94)	0:11.33 (0:11.33)		
Position	#	Horse/Jockey	Barrier	Top Speed [km/h]	Fastest Section	First 400m							Margin	Distance Travelled From Winner [m]
1	2	GRINZINGER PRINCE	7	69.8	0:10.54	0:24.69	0:59.84	0:54.13 [4]	0:43.00 [8]	0:32.45 [7]	0:21.68 [7]	0:11.14 [6]	0:59.84	
		Alana Livesey		1200-1000	400-200		(0:05.71)	(0:11.13)	(0:10.55)	(0:10.77)	(0:10.54)	(0:11.14)		
2	6	WINNING REVOLUTION	5	69.4	0:10.60	0:24.57	1:00.05	0:54.34 [4]	0:43.49 [5]	0:32.82 [5]	0:22.08 [5]	0:11.48 [3]	1.48L	-5
		Taylor Johnstone		1200-1000	400-200		(0:05.71)	(0:10.85)	(0:10.67)	(0:10.74)	(0:10.60)	(0:11.48)		
3	7	SUPER ALANA	3	70.9	0:10.75	0:24.26	1:00.17	0:54.85 [2]	0:43.98 [2]	0:33.23 [2]	0:22.44 [3]	0:11.50 [5]	2.3L	-2
		Jessica Tzaferis		1200-1000	800-600		(0:05.32)	(0:10.87)	(0:10.75)	(0:10.79)	(0:10.94)	(0:11.50)		
4	1	SIR NOW	1	70.6	0:10.56	0:24.45	1:00.18	0:54.40 [8]	0:43.65 [4]	0:33.09 [4]	0:22.35 [4]	0:11.64 [2]	2.36L	-4
		Connor Murtagh		1200-1000	800-600		(0:05.78)	(0:10.75)	(0:10.56)	(0:10.74)	(0:10.71)	(0:11.64)		
5	3	SIXTEEN REASONS	4	70.9	0:10.45	0:25.04	1:00.28	0:54.31 [9]	0:43.12 [9]	0:32.57 [9]	0:22.12 [8]	0:11.45 [8]	3.07L	-5
		Todd Pannell		800-600	600-400		(0:05.97)	(0:11.19)	(0:10.55)	(0:10.45)	(0:10.67)	(0:11.45)		
6	9	VEXATIOUS DANCER	2	68.5	0:10.74	0:24.28	1:00.36	0:55.19 [1]	0:44.20 [1]	0:33.46 [1]	0:22.69 [2]	0:11.77 [4]	3.6L	-4
		Teagan Voorham		1200-1000	800-600		(0:05.17)	(0:10.99)	(0:10.74)	(0:10.77)	(0:10.92)	(0:11.77)		
7	4	TRAPEZE WARRIOR	8	71.4	0:10.60	0:24.40	1:00.40	0:55.06 [3]	0:44.07 [3]	0:33.43 [3]	0:22.83 [1]	0:11.89 [1]	3.89L	-2
		Jacob Opperman		800-600	600-400		(0:05.34)	(0:10.99)	(0:10.64)	(0:10.60)	(0:10.94)	(0:11.89)		
8	8	ISLEHAM VILLAGE	6	70.6	0:10.67	0:24.63	1:00.50	0:54.73 [7]	0:43.85 [6]	0:33.16 [6]	0:22.44 [6]	0:11.77 [7]	4.6L	-2
		Rochelle Milnes		600-400	400-200		(0:05.77)	(0:10.88)	(0:10.69)	(0:10.72)	(0:10.67)	(0:11.77)		
9	5	LA DEFENSE	9	69.5	0:10.73	0:24.86	1:00.93	0:55.19 [6]	0:44.11 [7]	0:33.38 [8]	0:22.47 [9]	0:11.71 [9]	7.56L	+0
		Ben Price		1200-1000	800-600		(0:05.74)	(0:11.08)	(0:10.73)	(0:10.91)	(0:10.76)	(0:11.71)		

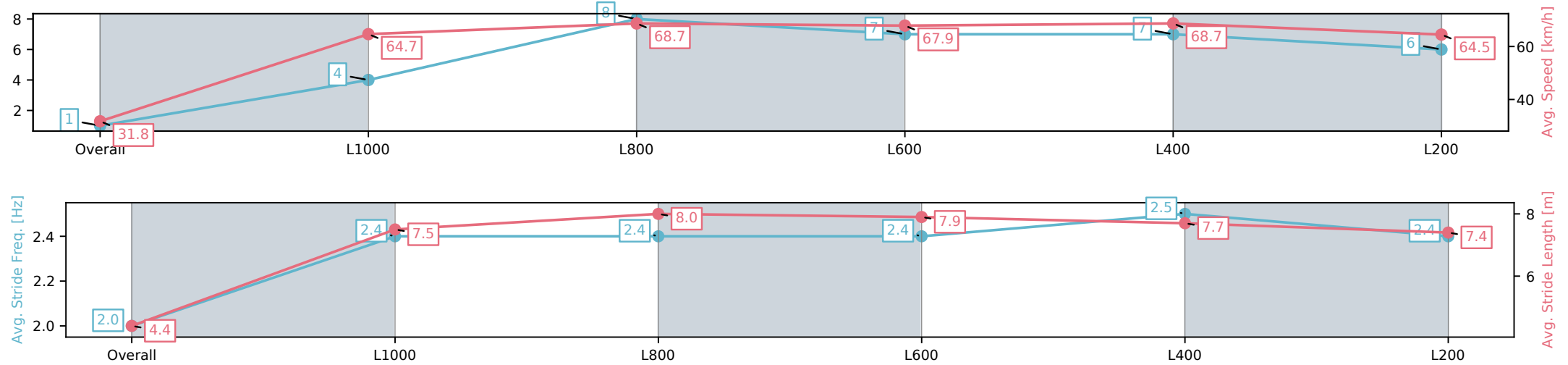
Horse/Jockey Name	GRINZINGER PRINCE/Alana Livesey
Finish Rank	1
Fastest Section Time (Section)	0:10.54 (L400)
Top Speed [km/h] (Section)	69.8 (Overall)
Race State	Finished



Morphettville-Professional-2025-10-04
Race 4: Sportsbet Jockey Watch Handicap - 1050m
04 October 2025 - 2:23PM
Track Rating: Good 4, Weather: Fine, Rail Position: True



Section	Overall	L1000	L800	L600	L400	L200
Section Times	0:59.84[1] (0:05.71)	0:54.13[4] (0:11.13)	0:43.00[8] (0:10.55)	0:32.45[7] (0:10.77)	0:21.68[7] (0:10.54)	0:11.14[6] (0:11.14)
Average Speed [km/h]	31.8	64.7	68.7	67.9	68.7	64.5
Top Speed [km/h]	53.8	69.8	69.8	68.9	69.5	68.5
Avg. Dist. to Rail [m]	7.9	3.4	1.9	2.6	3.5	4.5
Avg. Stride Freq. [Hz]	2.0	2.4	2.4	2.4	2.5	2.4
Avg. Stride Length [m]	4.4	7.5	8.0	7.9	7.7	7.4



[] Ranking at each section and finish
-:-:- No data available at this section
NA No data available

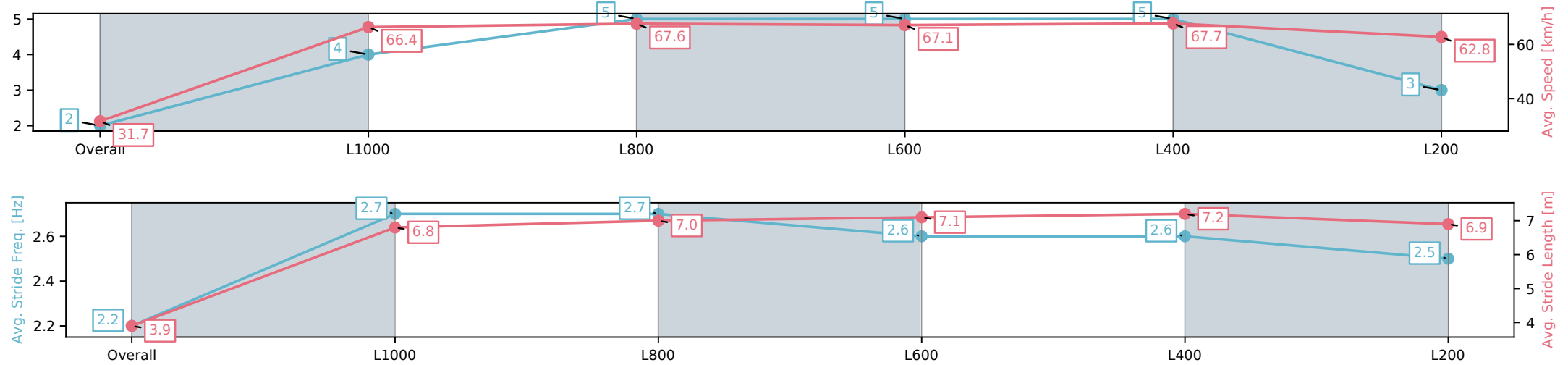
Horse/Jockey Name	WINNING REVOLUTION/Taylor Johnstone
Finish Rank	2
Fastest Section Time (Section)	0:10.60 (L400)
Top Speed [km/h] (Section)	69.4 (Overall)
Race State	Finished



Morphettville-Professional-2025-10-04
Race 4: Sportsbet Jockey Watch Handicap - 1050m
04 October 2025 - 2:23PM
Track Rating: Good 4, Weather: Fine, Rail Position: True



Section	Overall	L1000	L800	L600	L400	L200
Section Times	1:00.05[2] (0:05.71)	0:54.34[4] (0:10.85)	0:43.49[5] (0:10.67)	0:32.82[5] (0:10.74)	0:22.08[5] (0:10.60)	0:11.48[3] (0:11.48)
Average Speed [km/h]	31.7	66.4	67.6	67.1	67.7	62.8
Top Speed [km/h]	56.8	69.4	69.1	68.2	68.7	66.7
Avg. Dist. to Rail [m]	5.7	2.7	1.2	0.3	1.3	1.0
Avg. Stride Freq. [Hz]	2.2	2.7	2.7	2.6	2.6	2.5
Avg. Stride Length [m]	3.9	6.8	7.0	7.1	7.2	6.9



[] Ranking at each section and finish
-:-:- No data available at this section
NA No data available

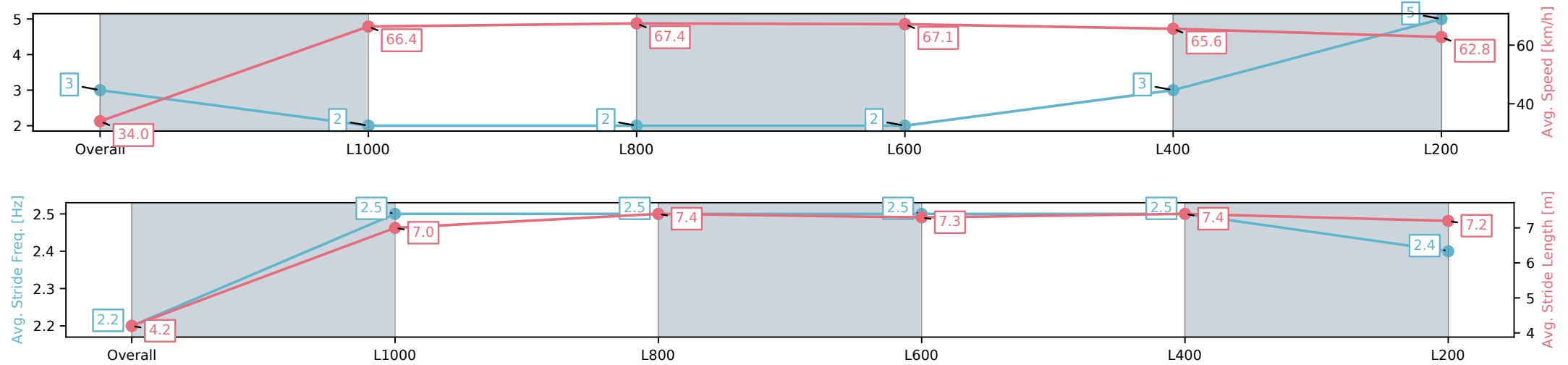
Horse/Jockey Name	SUPER ALANA/Jessica Tzaferis
Finish Rank	3
Fastest Section Time (Section)	0:10.75 (L800)
Top Speed [km/h] (Section)	70.9 (Overall)
Race State	Finished



Morphettville-Professional-2025-10-04
Race 4: Sportsbet Jockey Watch Handicap - 1050m
04 October 2025 - 2:23PM
Track Rating: Good 4, Weather: Fine, Rail Position: True



Section	Overall	L1000	L800	L600	L400	L200
Section Times	1:00.17[3] (0:05.32)	0:54.85[2] (0:10.87)	0:43.98[2] (0:10.75)	0:33.23[2] (0:10.79)	0:22.44[3] (0:10.94)	0:11.50[5] (0:11.50)
Average Speed [km/h]	34.0	66.4	67.4	67.1	65.6	62.8
Top Speed [km/h]	57.8	70.9	68.5	68.4	67.5	64.7
Avg. Dist. to Rail [m]	4.2	2.1	1.7	1.1	0.7	1.8
Avg. Stride Freq. [Hz]	2.2	2.5	2.5	2.5	2.5	2.4
Avg. Stride Length [m]	4.2	7.0	7.4	7.3	7.4	7.2



[] Ranking at each section and finish
-:-:- No data available at this section
NA No data available

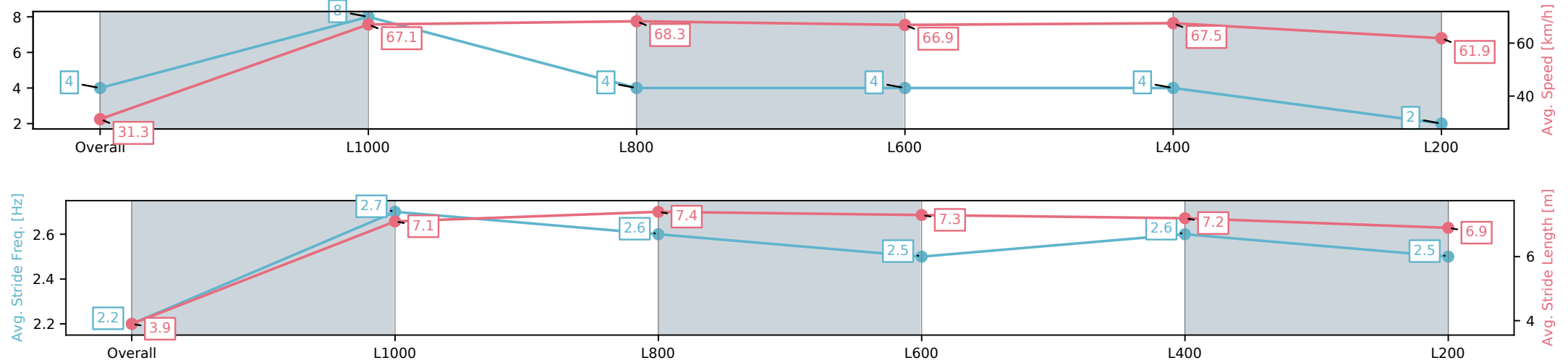
Horse/Jockey Name	SIR NOW/Connor Murtagh
Finish Rank	4
Fastest Section Time (Section)	0:10.56 (L800)
Top Speed [km/h] (Section)	70.6 (Overall)
Race State	Finished



Morphettville-Professional-2025-10-04
Race 4: Sportsbet Jockey Watch Handicap - 1050m
04 October 2025 - 2:23PM
Track Rating: Good 4, Weather: Fine, Rail Position: True



Section	Overall	L1000	L800	L600	L400	L200
Section Times	1:00.18[4] (0:05.78)	0:54.40[8] (0:10.75)	0:43.65[4] (0:10.56)	0:33.09[4] (0:10.74)	0:22.35[4] (0:10.71)	0:11.64[2] (0:11.64)
Average Speed [km/h]	31.3	67.1	68.3	66.9	67.5	61.9
Top Speed [km/h]	57.4	70.6	70.1	68.5	68.1	66.3
Avg. Dist. to Rail [m]	1.9	1.1	0.3	0.2	0.5	0.5
Avg. Stride Freq. [Hz]	2.2	2.7	2.6	2.5	2.6	2.5
Avg. Stride Length [m]	3.9	7.1	7.4	7.3	7.2	6.9



[] Ranking at each section and finish
-:-:- No data available at this section
NA No data available

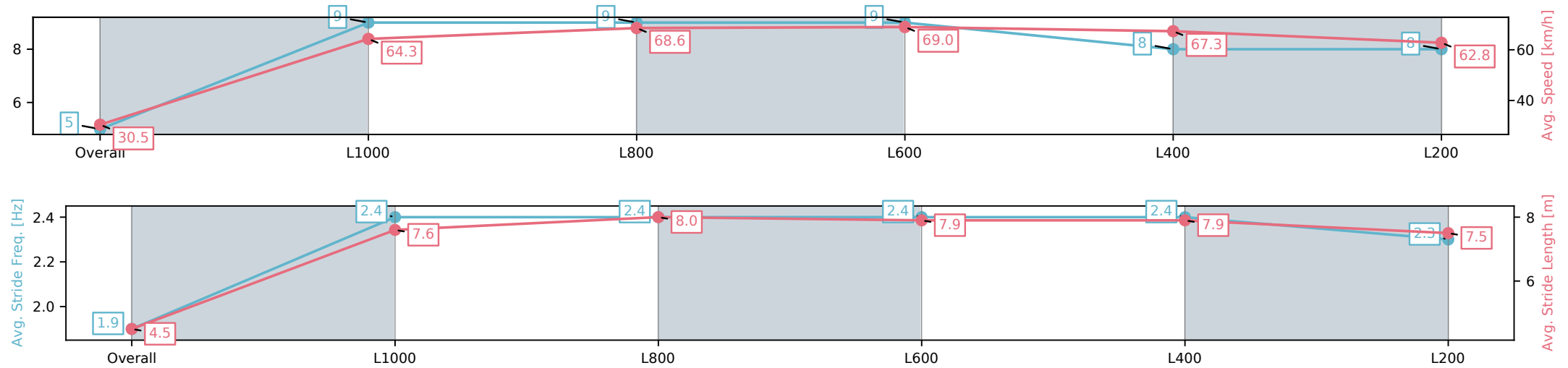
Horse/Jockey Name	SIXTEEN REASONS/Todd Pannell
Finish Rank	5
Fastest Section Time (Section)	0:10.45 (L600)
Top Speed [km/h] (Section)	70.9 (L800)
Race State	Finished



Morphettville-Professional-2025-10-04
Race 4: Sportsbet Jockey Watch Handicap - 1050m
04 October 2025 - 2:23PM
Track Rating: Good 4, Weather: Fine, Rail Position: True



Section	Overall	L1000	L800	L600	L400	L200
Section Times	1:00.28[5] (0:05.97)	0:54.31[9] (0:11.19)	0:43.12[9] (0:10.55)	0:32.57[9] (0:10.45)	0:22.12[8] (0:10.67)	0:11.45[8] (0:11.45)
Average Speed [km/h]	30.5	64.3	68.6	69.0	67.3	62.8
Top Speed [km/h]	54.7	68.8	69.5	70.9	68.7	66.5
Avg. Dist. to Rail [m]	4.0	1.9	1.1	0.3	0.4	0.5
Avg. Stride Freq. [Hz]	1.9	2.4	2.4	2.4	2.4	2.3
Avg. Stride Length [m]	4.5	7.6	8.0	7.9	7.9	7.5



[] Ranking at each section and finish
-:-:- No data available at this section
NA No data available

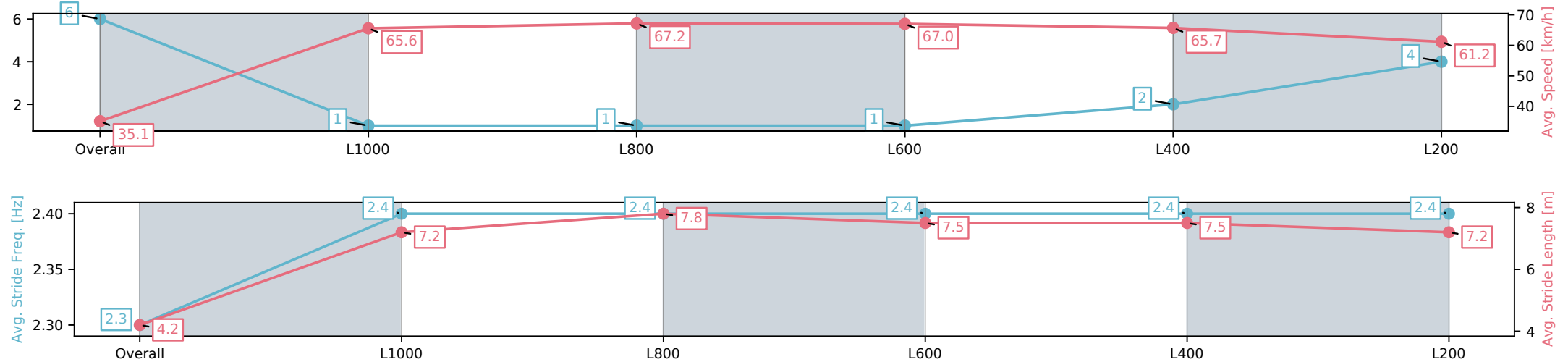
Horse/Jockey Name	VEXATIOUS DANCER/Teagan Voorham
Finish Rank	6
Fastest Section Time (Section)	0:10.74 (L800)
Top Speed [km/h] (Section)	68.5 (Overall)
Race State	Finished



Morphettville-Professional-2025-10-04
Race 4: Sportsbet Jockey Watch Handicap - 1050m
04 October 2025 - 2:23PM
Track Rating: Good 4, Weather: Fine, Rail Position: True



Section	Overall	L1000	L800	L600	L400	L200
Section Times	1:00.36[6] (0:05.17)	0:55.19[1] (0:10.99)	0:44.20[1] (0:10.74)	0:33.46[1] (0:10.77)	0:22.69[2] (0:10.92)	0:11.77[4] (0:11.77)
Average Speed [km/h]	35.1	65.6	67.2	67.0	65.7	61.2
Top Speed [km/h]	58.7	68.5	68.0	67.7	67.1	64.7
Avg. Dist. to Rail [m]	2.8	0.5	0.8	0.6	0.7	0.4
Avg. Stride Freq. [Hz]	2.3	2.4	2.4	2.4	2.4	2.4
Avg. Stride Length [m]	4.2	7.2	7.8	7.5	7.5	7.2



[] Ranking at each section and finish
-:-:- No data available at this section
NA No data available

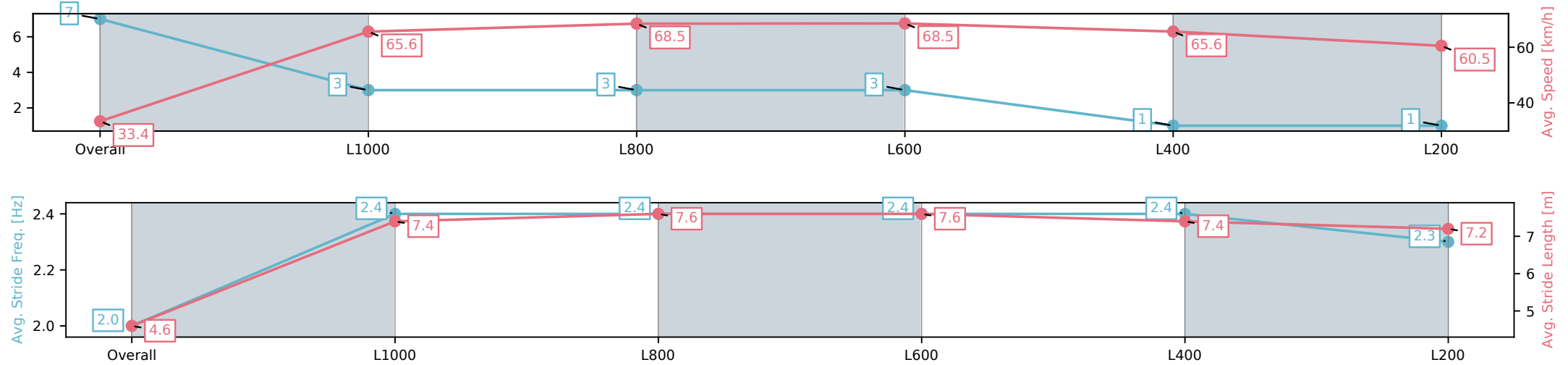
Horse/Jockey Name	TRAPEZE WARRIOR/Jacob Opperman
Finish Rank	7
Fastest Section Time (Section)	0:10.60 (L600)
Top Speed [km/h] (Section)	71.4 (L800)
Race State	Finished



Morphettville-Professional-2025-10-04
Race 4: Sportsbet Jockey Watch Handicap - 1050m
04 October 2025 - 2:23PM
Track Rating: Good 4, Weather: Fine, Rail Position: True



Section	Overall	L1000	L800	L600	L400	L200
Section Times	1:00.40[7] (0:05.34)	0:55.06[3] (0:10.99)	0:44.07[3] (0:10.64)	0:33.43[3] (0:10.60)	0:22.83[1] (0:10.94)	0:11.89[1] (0:11.89)
Average Speed [km/h]	33.4	65.6	68.5	68.5	65.6	60.5
Top Speed [km/h]	55.3	71.3	69.2	71.4	67.5	64.0
Avg. Dist. to Rail [m]	9.1	5.0	2.7	1.8	1.7	3.7
Avg. Stride Freq. [Hz]	2.0	2.4	2.4	2.4	2.4	2.3
Avg. Stride Length [m]	4.6	7.4	7.6	7.6	7.4	7.2



[] Ranking at each section and finish
-:-:- No data available at this section
NA No data available

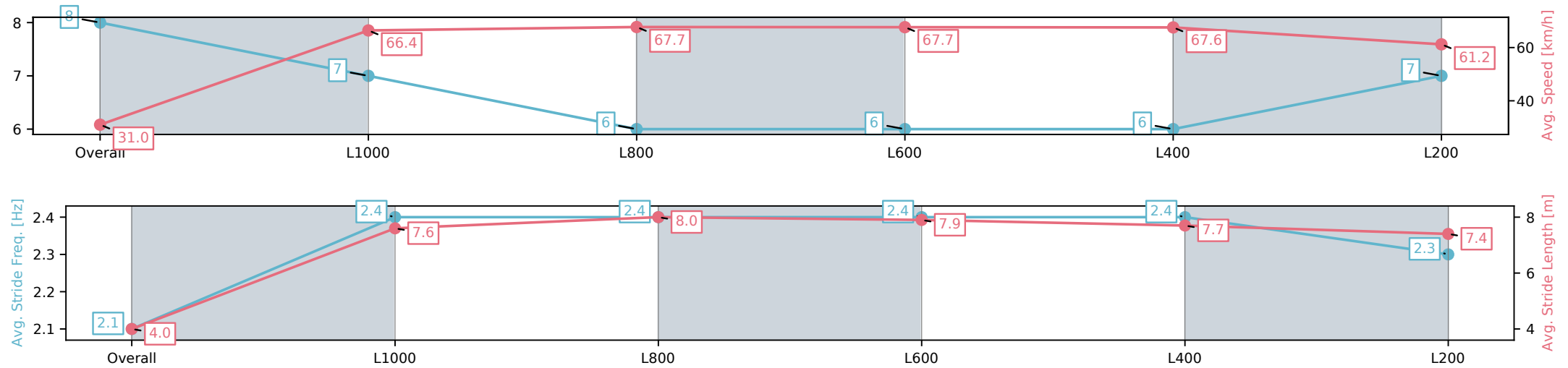
Horse/Jockey Name	ISLEHAM VILLAGE/Rochelle Milnes
Finish Rank	8
Fastest Section Time (Section)	0:10.67 (L400)
Top Speed [km/h] (Section)	70.6 (L600)
Race State	Finished



Morphettville-Professional-2025-10-04
Race 4: Sportsbet Jockey Watch Handicap - 1050m
04 October 2025 - 2:23PM
Track Rating: Good 4, Weather: Fine, Rail Position: True



Section	Overall	L1000	L800	L600	L400	L200
Section Times	1:00.50[8] (0:05.77)	0:54.73[7] (0:10.88)	0:43.85[6] (0:10.69)	0:33.16[6] (0:10.72)	0:22.44[6] (0:10.67)	0:11.77[7] (0:11.77)
Average Speed [km/h]	31.0	66.4	67.7	67.7	67.6	61.2
Top Speed [km/h]	56.9	69.2	69.0	68.6	70.6	64.8
Avg. Dist. to Rail [m]	5.7	2.6	1.8	1.3	3.1	5.9
Avg. Stride Freq. [Hz]	2.1	2.4	2.4	2.4	2.4	2.3
Avg. Stride Length [m]	4.0	7.6	8.0	7.9	7.7	7.4



[] Ranking at each section and finish
-:-:- No data available at this section
NA No data available

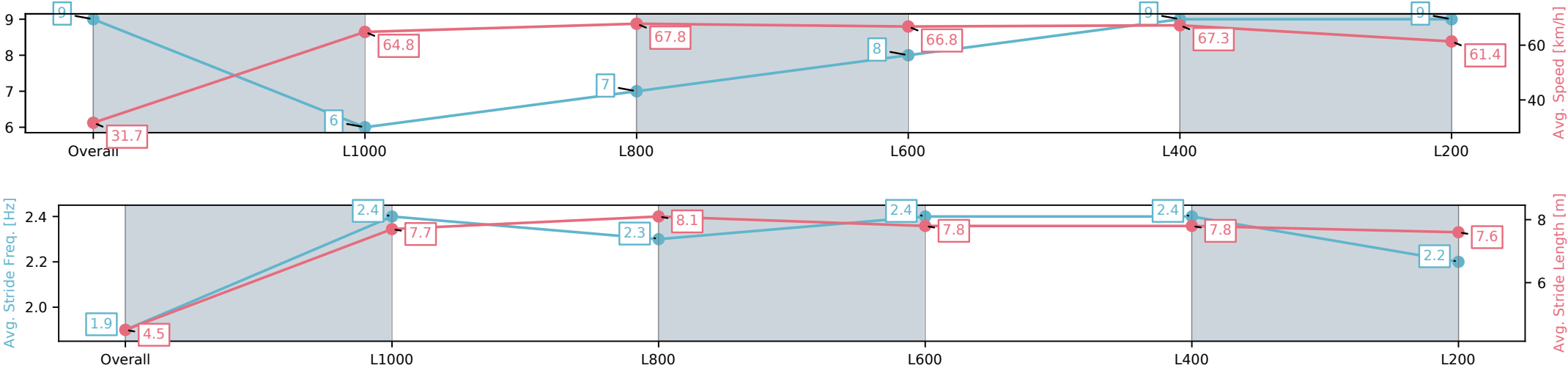
Horse/Jockey Name	LA DEFENSE/Ben Price
Finish Rank	9
Fastest Section Time (Section)	0:10.73 (L800)
Top Speed [km/h] (Section)	69.5 (Overall)
Race State	Finished



Morphettville-Professional-2025-10-04
Race 4: Sportsbet Jockey Watch Handicap - 1050m
04 October 2025 - 2:23PM
Track Rating: Good 4, Weather: Fine, Rail Position: True



Section	Overall	L1000	L800	L600	L400	L200
Section Times	1:00.93[9] (0:05.74)	0:55.19[6] (0:11.08)	0:44.11[7] (0:10.73)	0:33.38[8] (0:10.91)	0:22.47[9] (0:10.76)	0:11.71[9] (0:11.71)
Average Speed [km/h]	31.7	64.8	67.8	66.8	67.3	61.4
Top Speed [km/h]	54.3	69.5	69.4	68.5	67.9	65.9
Avg. Dist. to Rail [m]	9.8	4.1	2.7	2.7	2.5	4.5
Avg. Stride Freq. [Hz]	1.9	2.4	2.3	2.4	2.4	2.2
Avg. Stride Length [m]	4.5	7.7	8.1	7.8	7.8	7.6



[] Ranking at each section and finish
-:-:- No data available at this section
NA No data available