



Morphettville-Professional-2025-10-04
Race 3: Adelaide Galvanising Industries Maiden Plate - 1050m
04 October 2025 - 1:49PM



Track Rating: Good 4, Weather: Fine, Rail Position: True

Section
Field Times

Overall
1:01.03
(0:05.27)

L1000
0:55.76
(0:10.93)

L800
0:44.83
(0:10.88)

L600
0:33.95
(0:11.34)

L400
0:22.61
(0:11.15)

L200
0:11.46
(0:11.46)

Position	#	Horse/Jockey	Barrier	Top Speed [km/h]	Fastest Section	First 400m	Overall	L1000	L800	L600	L400	L200	Margin	Distance Travelled From Winner [m]
1	4	HOT STATEMENT	1	69.4	0:10.69	0:24.61	1:01.03	0:55.40 [8]	0:44.37 [6]	0:33.68 [4]	0:22.49 [3]	0:11.46 [1]	1:01.03	
		Jake Toeroek		1000-800	800-600		(0:05.63)	(0:11.03)	(0:10.69)	(0:11.19)	(0:11.03)	(0:11.46)		
2	7	PRESSCODE	9	67.6	0:10.84	0:24.80	1:01.31	0:55.80 [6]	0:44.59 [7]	0:33.75 [7]	0:22.63 [6]	0:11.53 [4]	1.82L	+0
		Todd Pannell		1200-1000	800-600		(0:05.51)	(0:11.21)	(0:10.84)	(0:11.12)	(0:11.10)	(0:11.53)		
3	2	BUCKINGHAM PALACE	11	70.6	0:10.89	0:24.54	1:01.33	0:55.83 [5]	0:44.78 [5]	0:33.89 [5]	0:22.66 [5]	0:11.64 [3]	2.0L	+4
		Jason Holder		1200-1000	800-600		(0:05.50)	(0:11.05)	(0:10.89)	(0:11.23)	(0:11.02)	(0:11.64)		
4	3	FRONTPOINT	8	68.0	0:10.92	0:25.00	1:01.49	0:55.91 [7]	0:44.51 [8]	0:33.59 [10]	0:22.61 [10]	0:11.58 [6]	3.04L	+2
		Alana Livesey		1000-800	800-600		(0:05.57)	(0:11.40)	(0:10.92)	(0:10.98)	(0:11.03)	(0:11.57)		
5	8	RULED BY THIEVES	5	68.2	0:10.86	0:25.12	1:01.51	0:55.85 [9]	0:44.52 [9]	0:33.66 [9]	0:22.65 [9]	0:11.48 [8]	3.2L	-1
		Connor Murtagh		1000-800	800-600		(0:05.66)	(0:11.33)	(0:10.86)	(0:11.01)	(0:11.17)	(0:11.48)		
6	9	STRONG MINDED	4	69.4	0:10.88	0:24.28	1:01.53	0:56.27 [1]	0:45.34 [1]	0:34.46 [1]	0:23.11 [1]	0:11.85 [2]	3.32L	+0
		Rochelle Milnes		1200-1000	800-600		(0:05.26)	(0:10.93)	(0:10.88)	(0:11.35)	(0:11.26)	(0:11.85)		
7	12	KICK YOUR KNEES UP	2	67.4	0:10.93	0:24.66	1:01.63	0:56.26 [3]	0:45.08 [4]	0:34.15 [6]	0:23.02 [4]	0:11.69 [7]	3.98L	+0
		Teagan Voorham		1000-800	800-600		(0:05.37)	(0:11.18)	(0:10.93)	(0:11.13)	(0:11.33)	(0:11.69)		
8	11	IROQUAI	10	69.1	0:10.77	0:25.03	1:01.66	0:55.91 [10]	0:44.59 [10]	0:33.82 [8]	0:22.87 [8]	0:11.82 [5]	4.18L	+6
		Kayla Crowther		800-600	800-600		(0:05.75)	(0:11.32)	(0:10.77)	(0:10.95)	(0:11.05)	(0:11.82)		
9	6	MERCHANT OF GREECE	6	68.1	0:10.81	0:24.50	1:02.19	0:56.86 [2]	0:45.67 [3]	0:34.86 [3]	0:23.46 [7]	0:12.04 [10]	7.71L	+1
		Alysha Warren		1000-800	800-600		(0:05.33)	(0:11.19)	(0:10.81)	(0:11.40)	(0:11.42)	(0:12.04)		
10	10	BEL HOTESSE	3	68.8	0:10.85	0:24.25	1:02.52	0:57.05 [4]	0:46.15 [2]	0:35.30 [2]	0:24.00 [2]	0:12.42 [9]	9.9L	+0
		Ben Price		1000-800	800-600		(0:05.47)	(0:10.90)	(0:10.85)	(0:11.30)	(0:11.57)	(0:12.42)		

Scratched: All Kyoto (#1), Les Braves (#5), Ratadash (#13)

Report Created: Sat 04 October 2025 14:33:50 GMT+10 (Note: Timing is based on positional data)

Page 1/11

[] Position in running at each section and finish
-:-:- No data available at this section
NA No data available
Background shading for fastest section

Saddle cloth number
DNF Did not finish
DNT Did not track

Horse/Jockey Name	HOT STATEMENT/Jake Toeroek
Finish Rank	1
Fastest Section Time (Section)	0:10.69 (L800)
Top Speed [km/h] (Section)	69.4 (L1000)
Race State	Finished



Morphettville-Professional-2025-10-04

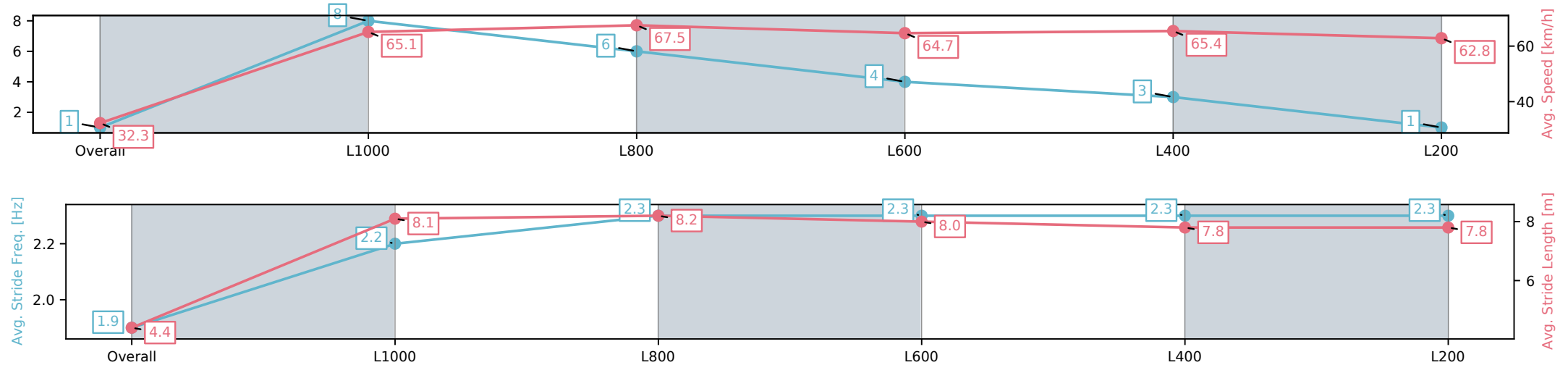
Race 3: Adelaide Galvanising Industries Maiden Plate - 1050m



04 October 2025 - 1:49PM

Track Rating: Good 4, Weather: Fine, Rail Position: True

Section	Overall	L1000	L800	L600	L400	L200
Section Times	1:01.03[1] (0:05.63)	0:55.40[8] (0:11.03)	0:44.37[6] (0:10.69)	0:33.68[4] (0:11.19)	0:22.49[3] (0:11.03)	0:11.46[1] (0:11.46)
Average Speed [km/h]	32.3	65.1	67.5	64.7	65.4	62.8
Top Speed [km/h]	57.0	68.5	69.4	66.4	67.6	66.3
Avg. Dist. to Rail [m]	2.9	1.7	0.4	0.7	2.9	2.8
Avg. Stride Freq. [Hz]	1.9	2.2	2.3	2.3	2.3	2.3
Avg. Stride Length [m]	4.4	8.1	8.2	8.0	7.8	7.8



[] Ranking at each section and finish
-:-:- No data available at this section
NA No data available

Horse/Jockey Name	PRESSCODE/Todd Pannell
Finish Rank	2
Fastest Section Time (Section)	0:10.84 (L800)
Top Speed [km/h] (Section)	67.6 (Overall)
Race State	Finished



Morphettville-Professional-2025-10-04

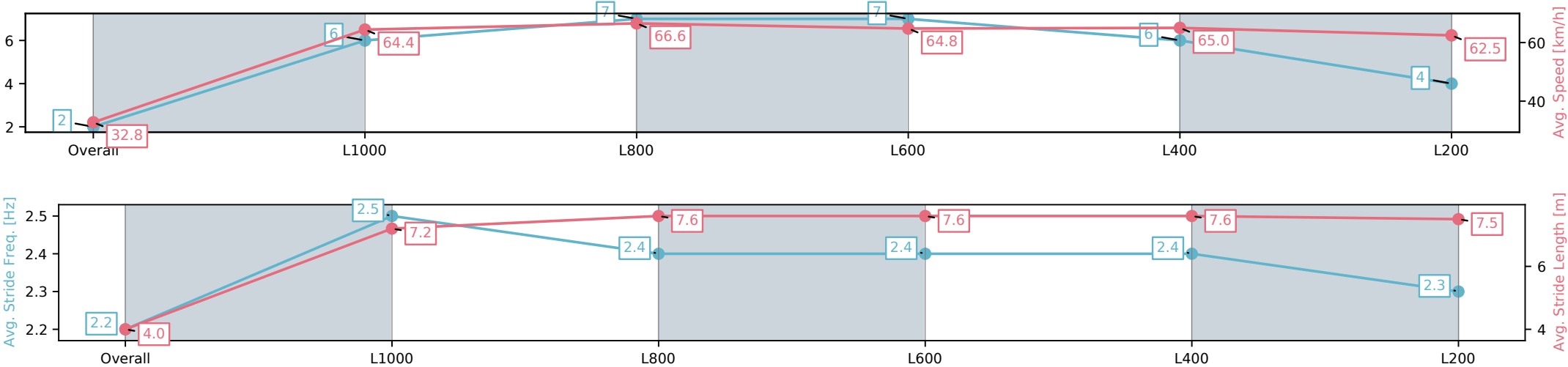
Race 3: Adelaide Galvanising Industries Maiden Plate - 1050m



04 October 2025 - 1:49PM

Track Rating: Good 4, Weather: Fine, Rail Position: True

Section	Overall	L1000	L800	L600	L400	L200
Section Times	1:01.31[2] (0:05.51)	0:55.80[6] (0:11.21)	0:44.59[7] (0:10.84)	0:33.75[7] (0:11.12)	0:22.63[6] (0:11.10)	0:11.53[4] (0:11.53)
Average Speed [km/h]	32.8	64.4	66.6	64.8	65.0	62.5
Top Speed [km/h]	55.0	67.6	67.3	66.1	66.0	64.7
Avg. Dist. to Rail [m]	9.6	4.5	1.5	0.3	2.4	3.5
Avg. Stride Freq. [Hz]	2.2	2.5	2.4	2.4	2.4	2.3
Avg. Stride Length [m]	4.0	7.2	7.6	7.6	7.6	7.5



[] Ranking at each section and finish
-:-:- No data available at this section
NA No data available

Horse/Jockey Name	BUCKINGHAM PALACE/Jason Holder
Finish Rank	3
Fastest Section Time (Section)	0:10.89 (L800)
Top Speed [km/h] (Section)	70.6 (Overall)
Race State	Finished



Morphettville-Professional-2025-10-04

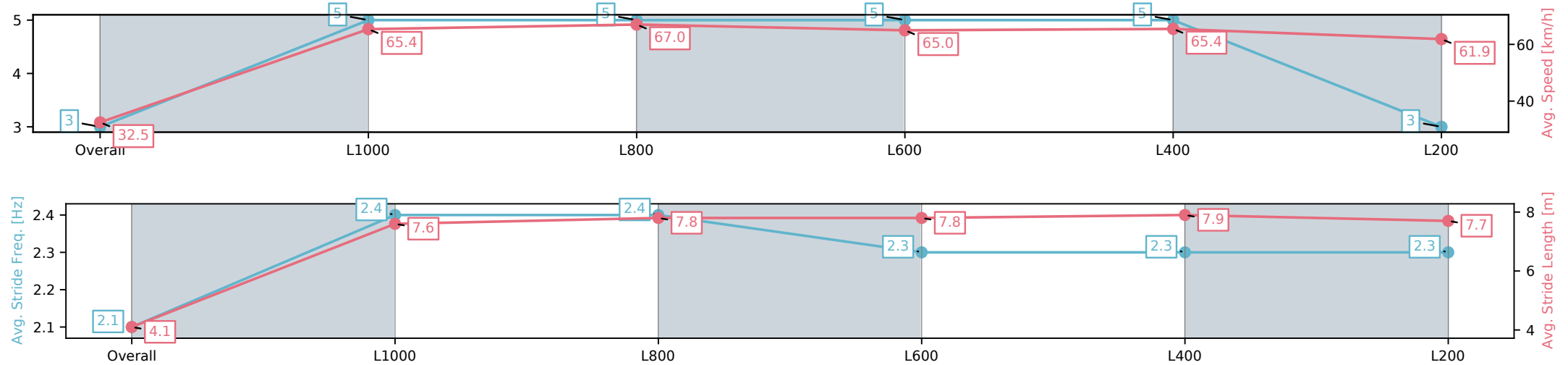
Race 3: Adelaide Galvanising Industries Maiden Plate - 1050m



04 October 2025 - 1:49PM

Track Rating: Good 4, Weather: Fine, Rail Position: True

Section	Overall	L1000	L800	L600	L400	L200
Section Times	1:01.33[3] (0:05.50)	0:55.83[5] (0:11.05)	0:44.78[5] (0:10.89)	0:33.89[5] (0:11.23)	0:22.66[5] (0:11.02)	0:11.64[3] (0:11.64)
Average Speed [km/h]	32.5	65.4	67.0	65.0	65.4	61.9
Top Speed [km/h]	57.1	70.6	68.6	66.8	66.2	64.5
Avg. Dist. to Rail [m]	11.1	5.0	3.1	2.7	3.8	4.5
Avg. Stride Freq. [Hz]	2.1	2.4	2.4	2.3	2.3	2.3
Avg. Stride Length [m]	4.1	7.6	7.8	7.8	7.9	7.7



[] Ranking at each section and finish
-:-:- No data available at this section
NA No data available

Horse/Jockey Name	FRONTPOINT/Alana Livesey
Finish Rank	4
Fastest Section Time (Section)	0:10.92 (L800)
Top Speed [km/h] (Section)	68.0 (L1000)
Race State	Finished



Morphettville-Professional-2025-10-04

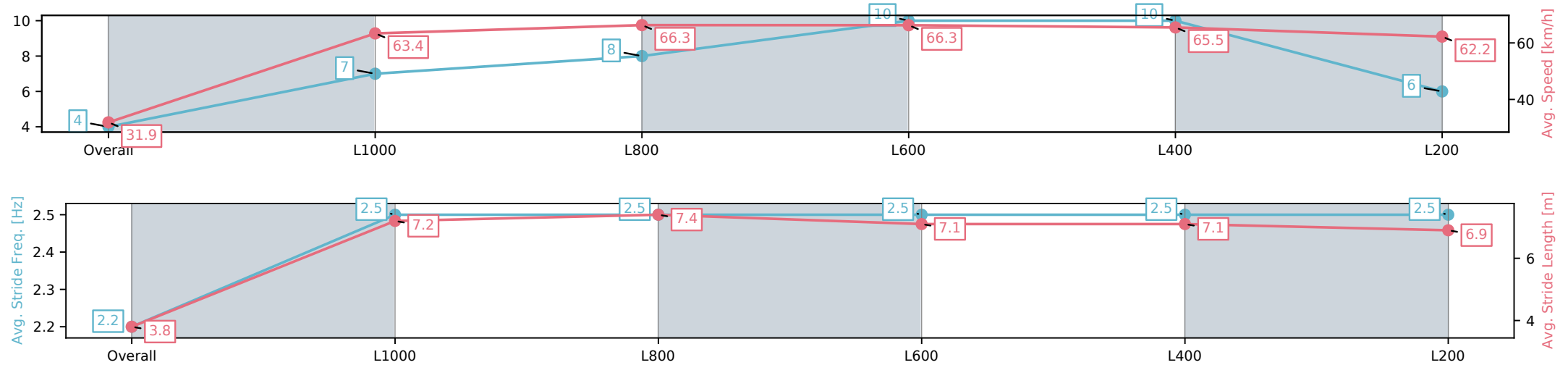
Race 3: Adelaide Galvanising Industries Maiden Plate - 1050m

04 October 2025 - 1:49PM

Track Rating: Good 4, Weather: Fine, Rail Position: True



Section	Overall	L1000	L800	L600	L400	L200
Section Times	1:01.49[4] (0:05.57)	0:55.91[7] (0:11.40)	0:44.51[8] (0:10.92)	0:33.59[10] (0:10.98)	0:22.61[10] (0:11.03)	0:11.58[6] (0:11.57)
Average Speed [km/h]	31.9	63.4	66.3	66.3	65.5	62.2
Top Speed [km/h]	53.4	67.6	68.0	67.7	67.6	65.2
Avg. Dist. to Rail [m]	8.4	3.7	2.0	1.5	4.2	5.7
Avg. Stride Freq. [Hz]	2.2	2.5	2.5	2.5	2.5	2.5
Avg. Stride Length [m]	3.8	7.2	7.4	7.1	7.1	6.9



[] Ranking at each section and finish
-:-:- No data available at this section
NA No data available

Horse/Jockey Name	RULED BY THIEVES/Connor Murtagh
Finish Rank	5
Fastest Section Time (Section)	0:10.86 (L800)
Top Speed [km/h] (Section)	68.2 (L1000)
Race State	Finished



Morphettville-Professional-2025-10-04

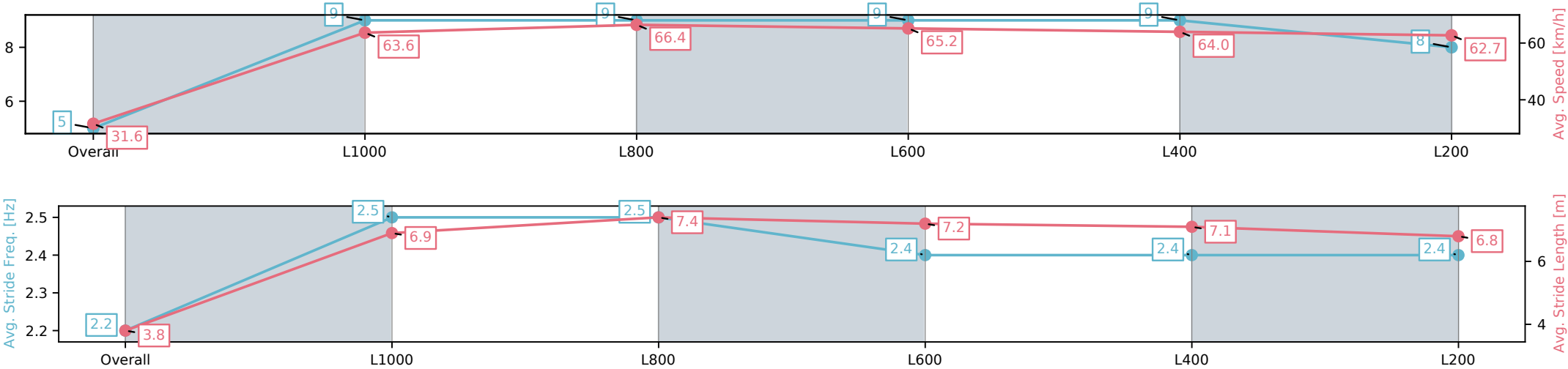
Race 3: Adelaide Galvanising Industries Maiden Plate - 1050m



04 October 2025 - 1:49PM

Track Rating: Good 4, Weather: Fine, Rail Position: True

Section	Overall	L1000	L800	L600	L400	L200
Section Times	1:01.51[5] (0:05.66)	0:55.85[9] (0:11.33)	0:44.52[9] (0:10.86)	0:33.66[9] (0:11.01)	0:22.65[9] (0:11.17)	0:11.48[8] (0:11.48)
Average Speed [km/h]	31.6	63.6	66.4	65.2	64.0	62.7
Top Speed [km/h]	55.7	68.1	68.2	66.8	65.6	63.9
Avg. Dist. to Rail [m]	5.9	2.9	1.0	1.3	3.0	1.1
Avg. Stride Freq. [Hz]	2.2	2.5	2.5	2.4	2.4	2.4
Avg. Stride Length [m]	3.8	6.9	7.4	7.2	7.1	6.8



[] Ranking at each section and finish
-:-:- No data available at this section
NA No data available

Horse/Jockey Name	STRONG MINDED/Rochelle Milnes
Finish Rank	6
Fastest Section Time (Section)	0:10.88 (L800)
Top Speed [km/h] (Section)	69.4 (Overall)
Race State	Finished



Morphettville-Professional-2025-10-04

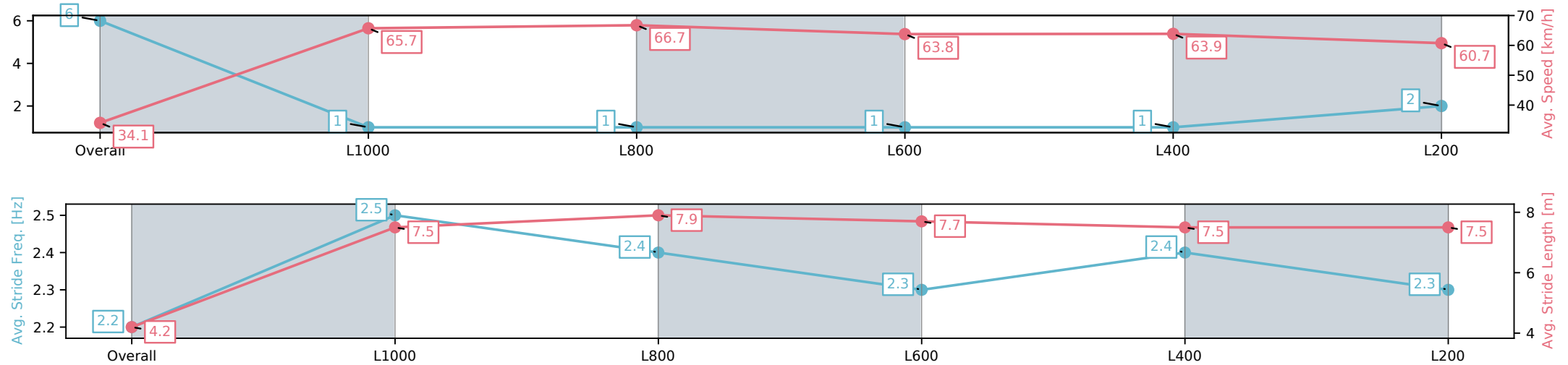
Race 3: Adelaide Galvanising Industries Maiden Plate - 1050m

04 October 2025 - 1:49PM

Track Rating: Good 4, Weather: Fine, Rail Position: True



Section	Overall	L1000	L800	L600	L400	L200
Section Times	1:01.53[6] (0:05.26)	0:56.27[1] (0:10.93)	0:45.34[1] (0:10.88)	0:34.46[1] (0:11.35)	0:23.11[1] (0:11.26)	0:11.85[2] (0:11.85)
Average Speed [km/h]	34.1	65.7	66.7	63.8	63.9	60.7
Top Speed [km/h]	57.3	69.4	68.3	65.1	65.0	63.2
Avg. Dist. to Rail [m]	5.6	3.1	1.4	0.7	1.1	1.0
Avg. Stride Freq. [Hz]	2.2	2.5	2.4	2.3	2.4	2.3
Avg. Stride Length [m]	4.2	7.5	7.9	7.7	7.5	7.5



[] Ranking at each section and finish
-:-:- No data available at this section
NA No data available

Horse/Jockey Name	KICK YOUR KNEES UP/Teagan Voorham
Finish Rank	7
Fastest Section Time (Section)	0:10.93 (L800)
Top Speed [km/h] (Section)	67.4 (L1000)
Race State	Finished



Morphettville-Professional-2025-10-04

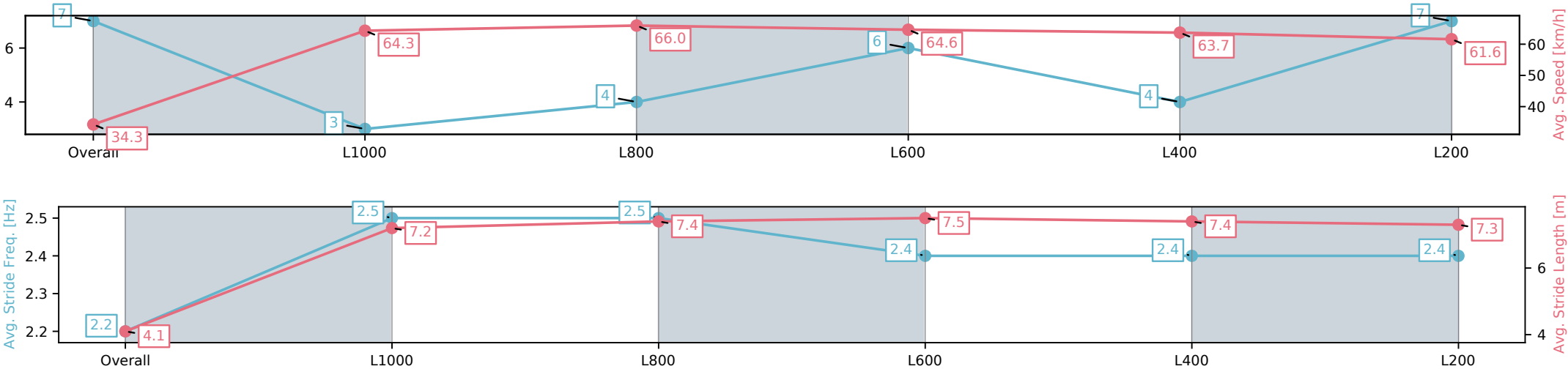
Race 3: Adelaide Galvanising Industries Maiden Plate - 1050m

04 October 2025 - 1:49PM

Track Rating: Good 4, Weather: Fine, Rail Position: True



Section	Overall	L1000	L800	L600	L400	L200
Section Times	1:01.63[7] (0:05.37)	0:56.26[3] (0:11.18)	0:45.08[4] (0:10.93)	0:34.15[6] (0:11.13)	0:23.02[4] (0:11.33)	0:11.69[7] (0:11.69)
Average Speed [km/h]	34.3	64.3	66.0	64.6	63.7	61.6
Top Speed [km/h]	59.9	67.3	67.4	66.6	65.5	65.0
Avg. Dist. to Rail [m]	2.9	1.3	0.7	0.3	0.8	0.4
Avg. Stride Freq. [Hz]	2.2	2.5	2.5	2.4	2.4	2.4
Avg. Stride Length [m]	4.1	7.2	7.4	7.5	7.4	7.3



[] Ranking at each section and finish
-:-:- No data available at this section
NA No data available

Horse/Jockey Name	IROQUAI/Kayla Crowther
Finish Rank	8
Fastest Section Time (Section)	0:10.77 (L800)
Top Speed [km/h] (Section)	69.1 (L800)
Race State	Finished



Morphettville-Professional-2025-10-04

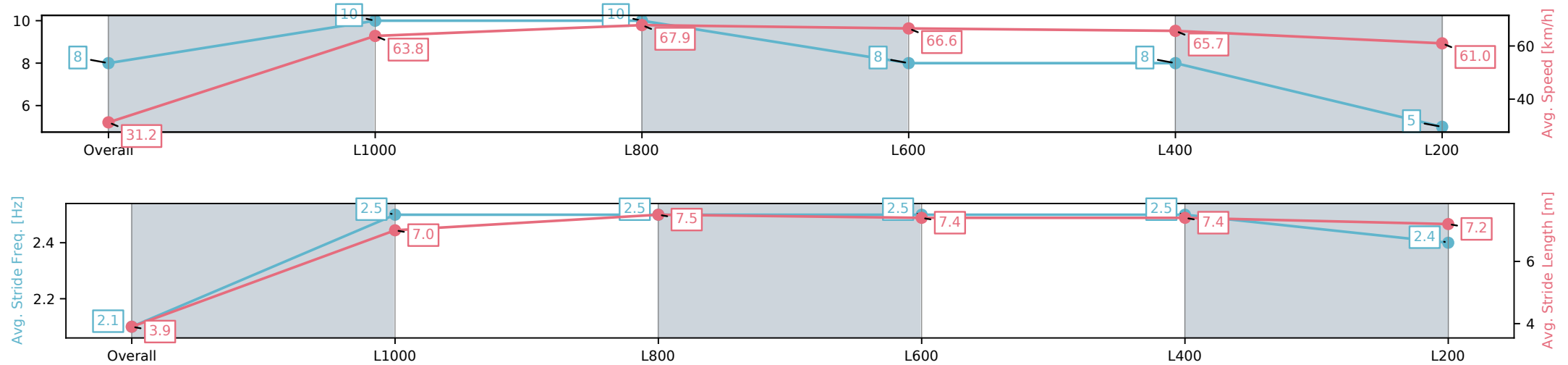
Race 3: Adelaide Galvanising Industries Maiden Plate - 1050m

04 October 2025 - 1:49PM

Track Rating: Good 4, Weather: Fine, Rail Position: True



Section	Overall	L1000	L800	L600	L400	L200
Section Times	1:01.66[8] (0:05.75)	0:55.91[10] (0:11.32)	0:44.59[10] (0:10.77)	0:33.82[8] (0:10.95)	0:22.87[8] (0:11.05)	0:11.82[5] (0:11.82)
Average Speed [km/h]	31.2	63.8	67.9	66.6	65.7	61.0
Top Speed [km/h]	53.3	69.1	68.9	69.1	67.3	64.2
Avg. Dist. to Rail [m]	10.4	3.1	3.2	2.9	5.9	7.4
Avg. Stride Freq. [Hz]	2.1	2.5	2.5	2.5	2.5	2.4
Avg. Stride Length [m]	3.9	7.0	7.5	7.4	7.4	7.2



[] Ranking at each section and finish
-:-:- No data available at this section
NA No data available

Horse/Jockey Name	MERCHANT OF GREECE/Alysha Warren
Finish Rank	9
Fastest Section Time (Section)	0:10.81 (L800)
Top Speed [km/h] (Section)	68.1 (L1000)
Race State	Finished



Morphettville-Professional-2025-10-04

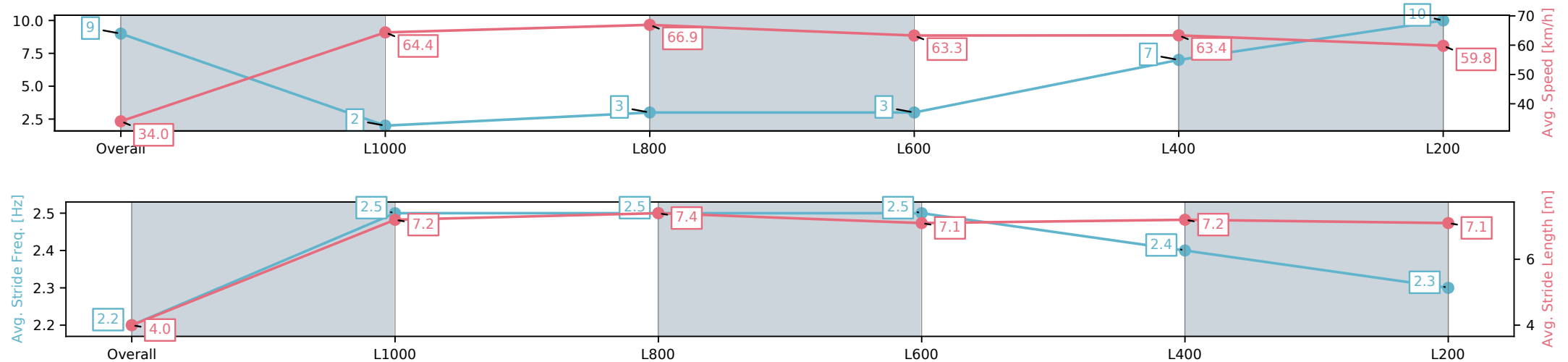
Race 3: Adelaide Galvanising Industries Maiden Plate - 1050m



04 October 2025 - 1:49PM

Track Rating: Good 4, Weather: Fine, Rail Position: True

Section	Overall	L1000	L800	L600	L400	L200
Section Times	1:02.19[9] (0:05.33)	0:56.86[2] (0:11.19)	0:45.67[3] (0:10.81)	0:34.86[3] (0:11.40)	0:23.46[7] (0:11.42)	0:12.04[10] (0:12.04)
Average Speed [km/h]	34.0	64.4	66.9	63.3	63.4	59.8
Top Speed [km/h]	56.8	67.3	68.1	65.8	64.0	63.2
Avg. Dist. to Rail [m]	6.6	3.2	0.9	0.8	5.0	4.5
Avg. Stride Freq. [Hz]	2.2	2.5	2.5	2.5	2.4	2.3
Avg. Stride Length [m]	4.0	7.2	7.4	7.1	7.2	7.1



[] Ranking at each section and finish
-:-:- No data available at this section
NA No data available

Horse/Jockey Name	BEL HOTESSE/Ben Price
Finish Rank	10
Fastest Section Time (Section)	0:10.85 (L800)
Top Speed [km/h] (Section)	68.8 (L1000)
Race State	Finished



Morphettville-Professional-2025-10-04

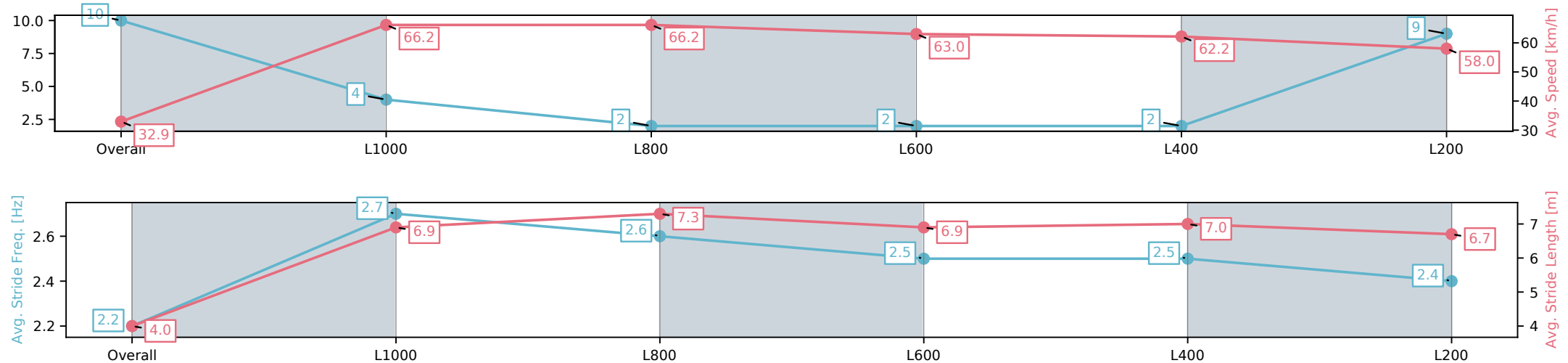
Race 3: Adelaide Galvanising Industries Maiden Plate - 1050m



04 October 2025 - 1:49PM

Track Rating: Good 4, Weather: Fine, Rail Position: True

Section	Overall	L1000	L800	L600	L400	L200
Section Times	1:02.52[10] (0:05.47)	0:57.05[4] (0:10.90)	0:46.15[2] (0:10.85)	0:35.30[2] (0:11.30)	0:24.00[2] (0:11.57)	0:12.42[9] (0:12.42)
Average Speed [km/h]	32.9	66.2	66.2	63.0	62.2	58.0
Top Speed [km/h]	57.5	68.7	68.8	64.4	63.8	61.5
Avg. Dist. to Rail [m]	4.2	1.5	0.8	1.3	0.7	0.4
Avg. Stride Freq. [Hz]	2.2	2.7	2.6	2.5	2.5	2.4
Avg. Stride Length [m]	4.0	6.9	7.3	6.9	7.0	6.7



[] Ranking at each section and finish
-:-:- No data available at this section
NA No data available