



Morphettville Parks-Professional-2025-09-20

Race 9: Vale Max Basheer AM Handicap - 1000m

20 September 2025 - 5:12PM

Track Rating: Good 4, Weather: Overcast, Rail Position: +5m Entire Sectional 606m



Section Field Times

Overall
0:58.14
(0:14.13)

L800
0:44.01
(0:10.63)

L600
0:33.38
(0:10.97)

L400
0:22.41
(0:10.99)

L200
0:11.42
(0:11.42)

Position	#	Horse/Jockey	Barrier	Top Speed [km/h]	Fastest Section	First 400m	Overall	L800	L600	L400	L200	Margin	Distance Travelled From Winner [m]
1	1	FREE BEER	4	69.1	0:10.79	0:25.38	0:58.14	0:43.55 [9]	0:32.76 [9]	0:21.79 [10]	0:10.95 [10]	0:58.14	
		Connor Murtagh		400-200	800-600		(0:14.59)	(0:10.79)	(0:10.97)	(0:10.84)	(0:10.95)		
2	10	BABAYKA	1	67.5	0:10.66	0:24.83	0:58.18	0:44.01 [3]	0:33.35 [2]	0:22.42 [2]	0:11.46 [1]	0.29L	+1
		Alana Livesey		1000-800	800-600		(0:14.17)	(0:10.66)	(0:10.93)	(0:10.96)	(0:11.46)		
3	2	GRAND HOST	10	68.5	0:10.69	0:25.10	0:58.27	0:43.86 [7]	0:33.17 [7]	0:22.21 [7]	0:11.22 [6]	0.88L	+4
		Jessica Tzaferis		1000-800	800-600		(0:14.41)	(0:10.69)	(0:10.96)	(0:10.99)	(0:11.22)		
4	6	STREETCAR FURY	5	68.3	0:10.71	0:25.39	0:58.29	0:43.61 [11]	0:32.90 [10]	0:22.03 [9]	0:11.12 [8]	0.97L	+4
		Todd Pannell		1000-800	800-600		(0:14.68)	(0:10.71)	(0:10.87)	(0:10.91)	(0:11.12)		
5	11	DAPPER DON	2	67.8	0:10.75	0:25.04	0:58.31	0:44.02 [4]	0:33.27 [5]	0:22.38 [5]	0:11.53 [2]	1.08L	+0
		Kayla Crowther		1000-800	800-600		(0:14.28)	(0:10.75)	(0:10.89)	(0:10.85)	(0:11.53)		
6	12	LITTLEBOURKESTREET	3	68.0	0:10.73	0:25.32	0:58.46	0:43.87 [8]	0:33.14 [8]	0:22.28 [8]	0:11.36 [7]	2.06L	-1
		Jason Holder		600-400	800-600		(0:14.59)	(0:10.73)	(0:10.86)	(0:10.92)	(0:11.36)		
7	7	MADAM JEANETTE	11	68.4	0:10.57	0:24.88	0:58.50	0:44.20 [6]	0:33.62 [4]	0:22.66 [4]	0:11.48 [4]	2.35L	+2
		Matthew Chadwick		1000-800	800-600		(0:14.30)	(0:10.57)	(0:10.96)	(0:11.18)	(0:11.48)		
8	4	KALASEC	12	67.6	0:10.84	0:25.50	0:58.57	0:43.91 [10]	0:33.07 [12]	0:22.10 [11]	0:11.26 [11]	2.77L	+4
		Jacob Opperman		600-400	800-600		(0:14.66)	(0:10.84)	(0:10.97)	(0:10.84)	(0:11.26)		
9	3	BRAVE ACTION	7	67.7	0:10.77	0:25.06	0:58.78	0:44.49 [5]	0:33.72 [6]	0:22.79 [6]	0:11.60 [9]	4.14L	+0
		Margaret Collett		1000-800	800-600		(0:14.28)	(0:10.77)	(0:10.93)	(0:11.19)	(0:11.60)		
10	16	MISS GABBIANO	9	69.4	0:10.63	0:25.48	0:58.88	0:44.03 [12]	0:33.40 [11]	0:22.41 [12]	0:11.50 [12]	4.79L	+3
		Brooke King		1000-800	800-600		(0:14.85)	(0:10.63)	(0:10.99)	(0:10.91)	(0:11.50)		

Scratched: Up The Den (#5), Magic Field (#8), Dampen (#13), One Kind (#14)

Report Created: Sat 20 September 2025 18:08:24 GMT+10 (Note: Timing is based on positional data)

Page 1/14

[] Position in running at each section and finish
-:-:- No data available at this section
NA No data available
Saddle cloth number
DNF Did not finish
DNT Did not track
Background shading for fastest section



Morphettville Parks-Professional-2025-09-20
Race 9: Vale Max Basheer AM Handicap - 1000m
20 September 2025 - 5:12PM



Track Rating: Good 4, Weather: Overcast, Rail Position: +5m Entire Sectional 606m

Section Field Times							Overall	L800	L600	L400	L200			
							0:58.14 (0:14.13)	0:44.01 (0:10.63)	0:33.38 (0:10.97)	0:22.41 (0:10.99)	0:11.42 (0:11.42)			
Position	#	Horse/Jockey	Barrier	Top Speed [km/h]	Fastest Section	First 400m							Margin	Distance Travelled From Winner [m]
11	15	WADAANA	8	68.0	0:10.70	0:24.84	0:58.99	0:44.85 [2]	0:34.15 [3]	0:23.15 [3]	0:12.03 [3]		5.56L	+3
		Felicity Atkinson		1000-800	800-600		(0:14.14)	(0:10.70)	(0:11.00)	(0:11.12)	(0:12.03)			
12	9	ZATANNA	6	68.5	0:10.63	0:24.75	0:59.01	0:44.89 [1]	0:34.26 [1]	0:23.29 [1]	0:11.99 [5]		5.68L	+0
		Caitlin Tootell		1000-800	800-600		(0:14.12)	(0:10.63)	(0:10.97)	(0:11.30)	(0:11.99)			

Scratched: Up The Den (#5), Magic Field (#8), Dampen (#13), One Kind (#14)

Horse/Jockey Name	FREE BEER/Connor Murtagh
Finish Rank	1
Fastest Section Time (Section)	0:10.79 (L800)
Top Speed [km/h] (Section)	69.1 (L400)
Race State	Finished



Morphettville Parks-Professional-2025-09-20

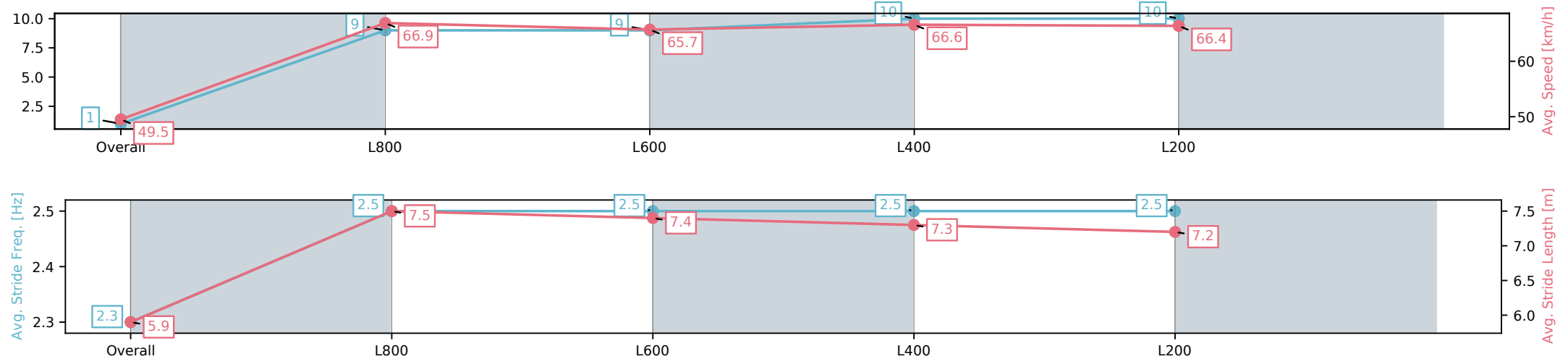
Race 9: Vale Max Basheer AM Handicap - 1000m

20 September 2025 - 5:12PM

Track Rating: Good 4, Weather: Overcast, Rail Position: +5m Entire
Sectional 606m



Section	Overall	L800	L600	L400	L200
Section Times	0:58.14[1] (0:14.59)	0:43.55[9] (0:10.79)	0:32.76[9] (0:10.97)	0:21.79[10] (0:10.84)	0:10.95[10] (0:10.95)
Average Speed [km/h]	49.5	66.9	65.7	66.6	66.4
Top Speed [km/h]	66.1	68.2	66.7	68.3	69.1
Avg. Dist. to Rail [m]	4.0	0.8	0.4	1.9	3.0
Avg. Stride Freq. [Hz]	2.3	2.5	2.5	2.5	2.5
Avg. Stride Length [m]	5.9	7.5	7.4	7.3	7.2

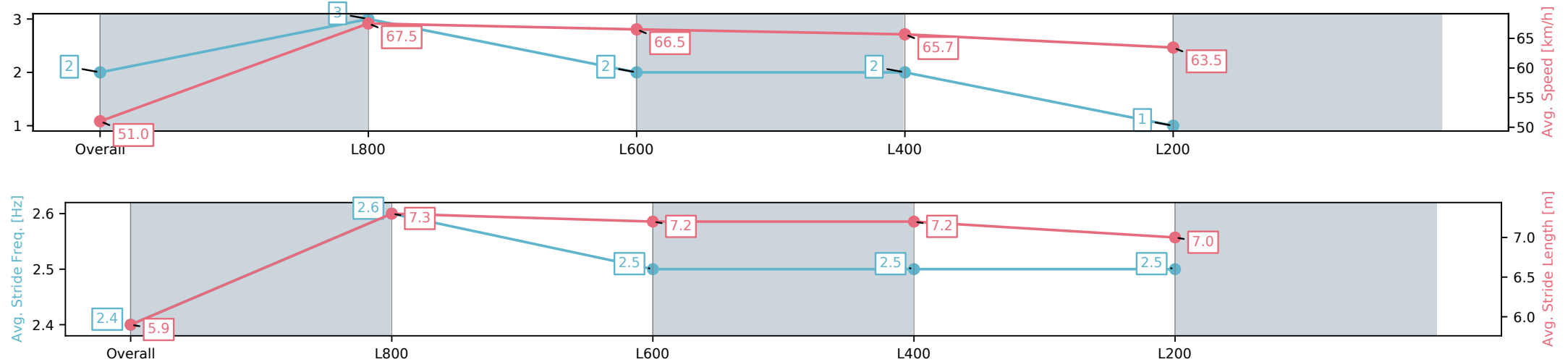


[] Ranking at each section and finish
-:-:- No data available at this section
NA No data available

Horse/Jockey Name	BABAYKA/Alana Livesey
Finish Rank	2
Fastest Section Time (Section)	0:10.66 (L800)
Top Speed [km/h] (Section)	67.5 (Overall)
Race State	Finished



Section	Overall	L800	L600	L400	L200
Section Times	0:58.18[2] (0:14.17)	0:44.01[3] (0:10.66)	0:33.35[2] (0:10.93)	0:22.42[2] (0:10.96)	0:11.46[1] (0:11.46)
Average Speed [km/h]	51.0	67.5	66.5	65.7	63.5
Top Speed [km/h]	66.9	67.5	66.5	66.3	65.0
Avg. Dist. to Rail [m]	1.6	0.5	1.4	0.3	0.2
Avg. Stride Freq. [Hz]	2.4	2.6	2.5	2.5	2.5
Avg. Stride Length [m]	5.9	7.3	7.2	7.2	7.0



Horse/Jockey Name	GRAND HOST/Jessica Tzaferis
Finish Rank	3
Fastest Section Time (Section)	0:10.69 (L800)
Top Speed [km/h] (Section)	68.5 (Overall)
Race State	Finished



Morphettville Parks-Professional-2025-09-20

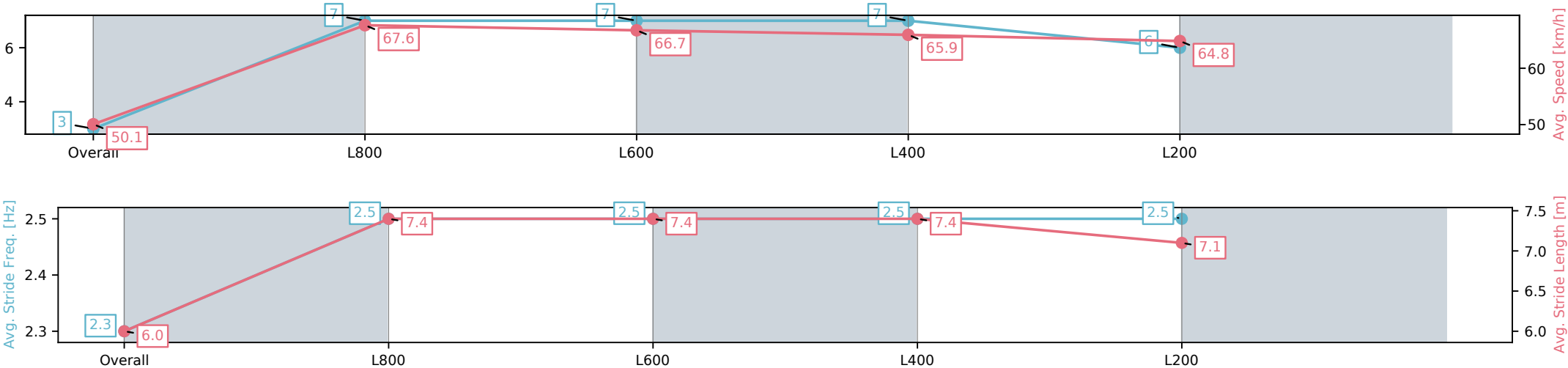
Race 9: Vale Max Basheer AM Handicap - 1000m

20 September 2025 - 5:12PM

Track Rating: Good 4, Weather: Overcast, Rail Position: +5m Entire
Sectional 606m



Section	Overall	L800	L600	L400	L200
Section Times	0:58.27[3] (0:14.41)	0:43.86[7] (0:10.69)	0:33.17[7] (0:10.96)	0:22.21[7] (0:10.99)	0:11.22[6] (0:11.22)
Average Speed [km/h]	50.1	67.6	66.7	65.9	64.8
Top Speed [km/h]	67.0	68.5	66.8	67.1	67.0
Avg. Dist. to Rail [m]	7.9	2.8	2.5	4.5	9.9
Avg. Stride Freq. [Hz]	2.3	2.5	2.5	2.5	2.5
Avg. Stride Length [m]	6.0	7.4	7.4	7.4	7.1



[] Ranking at each section and finish
-:-:- No data available at this section
NA No data available

Horse/Jockey Name	STREETCAR FURY/Todd Pannell
Finish Rank	4
Fastest Section Time (Section)	0:10.71 (L800)
Top Speed [km/h] (Section)	68.3 (Overall)
Race State	Finished



Morphettville Parks-Professional-2025-09-20

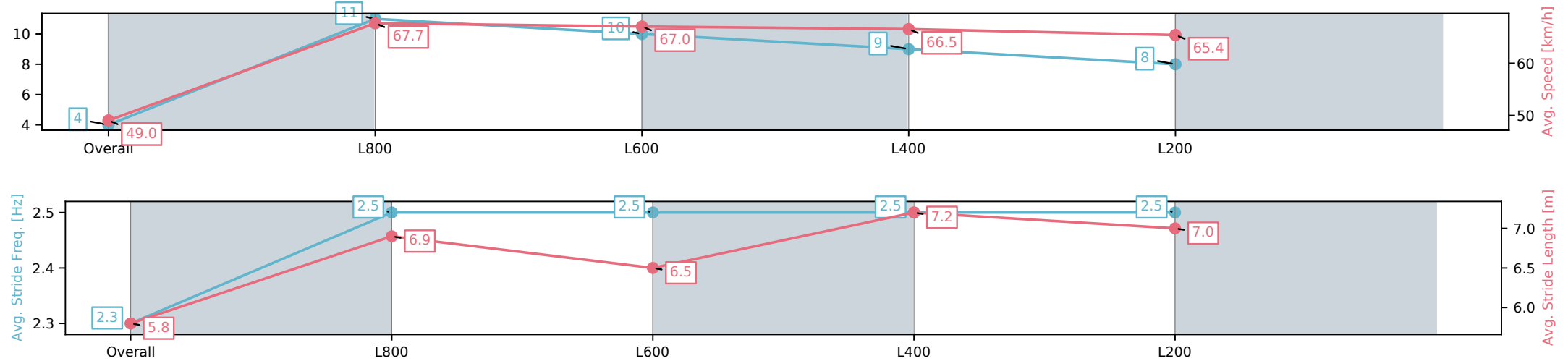
Race 9: Vale Max Basheer AM Handicap - 1000m

20 September 2025 - 5:12PM

Track Rating: Good 4, Weather: Overcast, Rail Position: +5m Entire
Sectional 606m



Section	Overall	L800	L600	L400	L200
Section Times	0:58.29[4] (0:14.68)	0:43.61[11] (0:10.71)	0:32.90[10] (0:10.87)	0:22.03[9] (0:10.91)	0:11.12[8] (0:11.12)
Average Speed [km/h]	49.0	67.7	67.0	66.5	65.4
Top Speed [km/h]	66.4	68.3	67.1	67.1	66.1
Avg. Dist. to Rail [m]	5.9	2.5	2.1	6.6	12.1
Avg. Stride Freq. [Hz]	2.3	2.5	2.5	2.5	2.5
Avg. Stride Length [m]	5.8	6.9	6.5	7.2	7.0

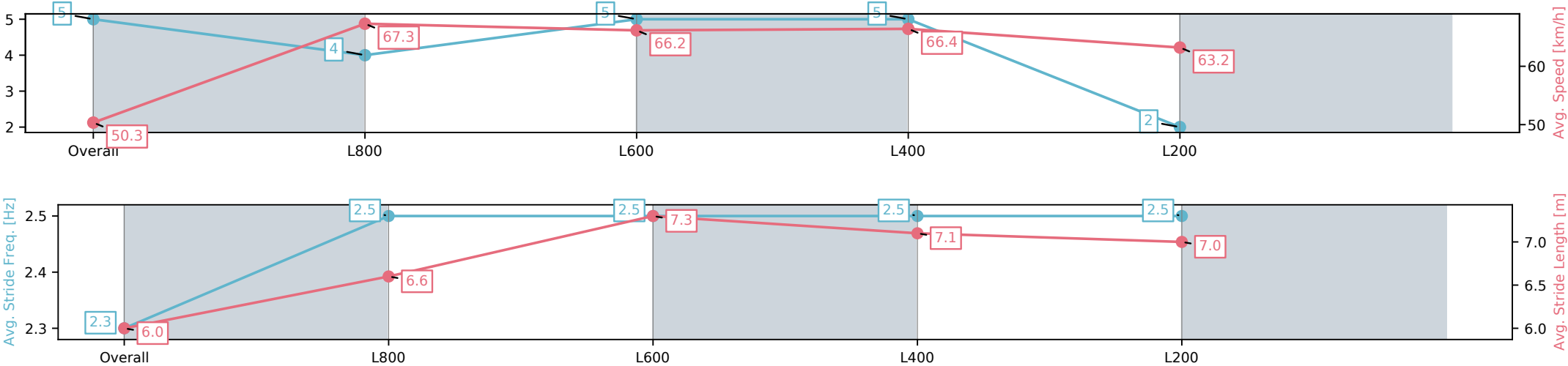


[] Ranking at each section and finish
-:-:- No data available at this section
NA No data available

Horse/Jockey Name	DAPPER DON/Kayla Crowther
Finish Rank	5
Fastest Section Time (Section)	0:10.75 (L800)
Top Speed [km/h] (Section)	67.8 (Overall)
Race State	Finished



Section	Overall	L800	L600	L400	L200
Section Times	0:58.31[5] (0:14.28)	0:44.02[4] (0:10.75)	0:33.27[5] (0:10.89)	0:22.38[5] (0:10.85)	0:11.53[2] (0:11.53)
Average Speed [km/h]	50.3	67.3	66.2	66.4	63.2
Top Speed [km/h]	66.7	67.8	66.2	67.0	65.9
Avg. Dist. to Rail [m]	3.5	1.2	0.4	1.1	2.2
Avg. Stride Freq. [Hz]	2.3	2.5	2.5	2.5	2.5
Avg. Stride Length [m]	6.0	6.6	7.3	7.1	7.0



Horse/Jockey Name	LITTLEBOURKESTREET/Jason Holder
Finish Rank	6
Fastest Section Time (Section)	0:10.73 (L800)
Top Speed [km/h] (Section)	68.0 (L600)
Race State	Finished



Morphettville Parks-Professional-2025-09-20

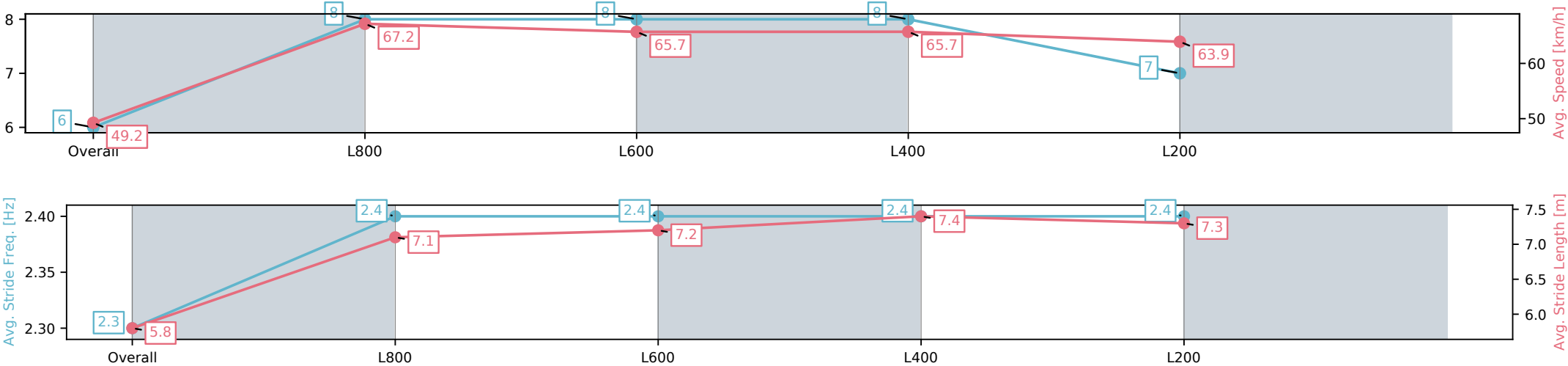
Race 9: Vale Max Basheer AM Handicap - 1000m

20 September 2025 - 5:12PM

Track Rating: Good 4, Weather: Overcast, Rail Position: +5m Entire
Sectional 606m



Section	Overall	L800	L600	L400	L200
Section Times	0:58.46[6] (0:14.59)	0:43.87[8] (0:10.73)	0:33.14[8] (0:10.86)	0:22.28[8] (0:10.92)	0:11.36[7] (0:11.36)
Average Speed [km/h]	49.2	67.2	65.7	65.7	63.9
Top Speed [km/h]	65.4	67.8	67.0	68.0	65.4
Avg. Dist. to Rail [m]	4.0	0.8	1.4	0.6	0.9
Avg. Stride Freq. [Hz]	2.3	2.4	2.4	2.4	2.4
Avg. Stride Length [m]	5.8	7.1	7.2	7.4	7.3



[] Ranking at each section and finish
-:-:- No data available at this section
NA No data available

Horse/Jockey Name	MADAM JEANETTE/Matthew Chadwick
Finish Rank	7
Fastest Section Time (Section)	0:10.57 (L800)
Top Speed [km/h] (Section)	68.4 (Overall)
Race State	Finished



Morphettville Parks-Professional-2025-09-20

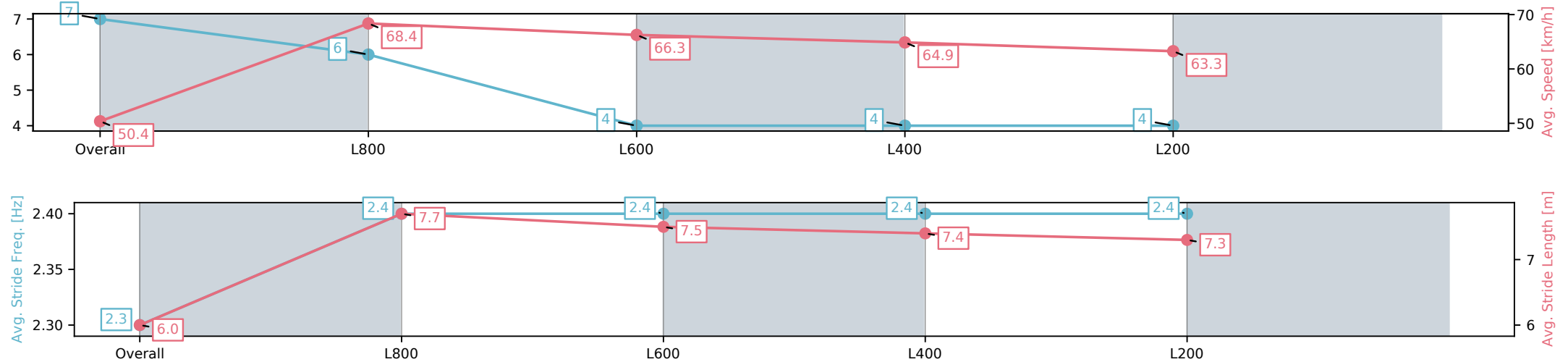
Race 9: Vale Max Basheer AM Handicap - 1000m

20 September 2025 - 5:12PM

Track Rating: Good 4, Weather: Overcast, Rail Position: +5m Entire
Sectional 606m



Section	Overall	L800	L600	L400	L200
Section Times	0:58.50[7] (0:14.30)	0:44.20[6] (0:10.57)	0:33.62[4] (0:10.96)	0:22.66[4] (0:11.18)	0:11.48[4] (0:11.48)
Average Speed [km/h]	50.4	68.4	66.3	64.9	63.3
Top Speed [km/h]	68.4	68.4	67.4	66.0	65.5
Avg. Dist. to Rail [m]	8.6	1.7	1.7	4.3	8.5
Avg. Stride Freq. [Hz]	2.3	2.4	2.4	2.4	2.4
Avg. Stride Length [m]	6.0	7.7	7.5	7.4	7.3



- [] Ranking at each section and finish
- :-:- No data available at this section
- NA No data available

Horse/Jockey Name	KALASEC/Jacob Opperman
Finish Rank	8
Fastest Section Time (Section)	0:10.84 (L800)
Top Speed [km/h] (Section)	67.6 (L600)
Race State	Finished



Morphettville Parks-Professional-2025-09-20

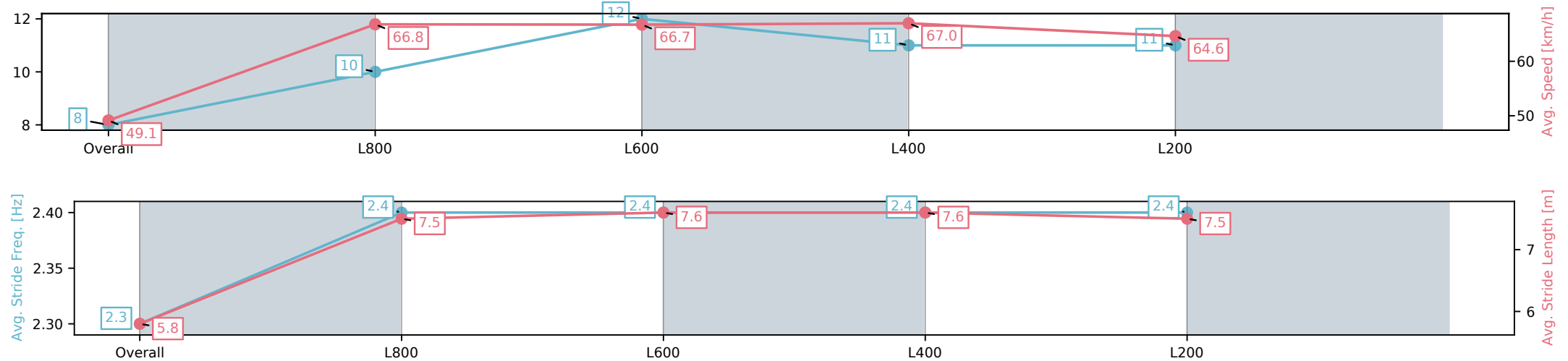
Race 9: Vale Max Basheer AM Handicap - 1000m

20 September 2025 - 5:12PM

Track Rating: Good 4, Weather: Overcast, Rail Position: +5m Entire Sectional 606m



Section	Overall	L800	L600	L400	L200
Section Times	0:58.57[8] (0:14.66)	0:43.91[10] (0:10.84)	0:33.07[12] (0:10.97)	0:22.10[11] (0:10.84)	0:11.26[11] (0:11.26)
Average Speed [km/h]	49.1	66.8	66.7	67.0	64.6
Top Speed [km/h]	65.7	67.0	67.6	67.6	67.1
Avg. Dist. to Rail [m]	10.0	3.5	2.6	6.4	11.5
Avg. Stride Freq. [Hz]	2.3	2.4	2.4	2.4	2.4
Avg. Stride Length [m]	5.8	7.5	7.6	7.6	7.5



[] Ranking at each section and finish
-:-:- No data available at this section
NA No data available

Horse/Jockey Name	Brave Action/Margaret Collett
Finish Rank	9
Fastest Section Time (Section)	0:10.77 (L800)
Top Speed [km/h] (Section)	67.7 (Overall)
Race State	Finished



Morphettville Parks-Professional-2025-09-20

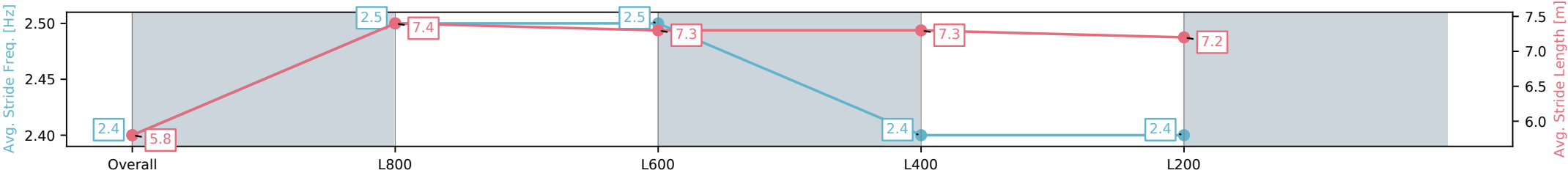
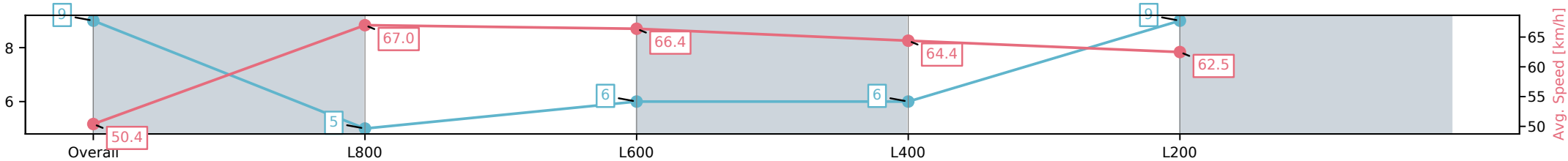
Race 9: Vale Max Basheer AM Handicap - 1000m

20 September 2025 - 5:12PM

Track Rating: Good 4, Weather: Overcast, Rail Position: +5m Entire
Sectional 606m



Section	Overall	L800	L600	L400	L200
Section Times	0:58.78[9] (0:14.28)	0:44.49[5] (0:10.77)	0:33.72[6] (0:10.93)	0:22.79[6] (0:11.19)	0:11.60[9] (0:11.60)
Average Speed [km/h]	50.4	67.0	66.4	64.4	62.5
Top Speed [km/h]	67.1	67.7	66.8	65.3	64.4
Avg. Dist. to Rail [m]	5.6	1.4	0.8	2.8	7.9
Avg. Stride Freq. [Hz]	2.4	2.5	2.5	2.4	2.4
Avg. Stride Length [m]	5.8	7.4	7.3	7.3	7.2



[] Ranking at each section and finish
-:-:- No data available at this section
NA No data available

Horse/Jockey Name	MISS GABBIANO/Brooke King
Finish Rank	10
Fastest Section Time (Section)	0:10.63 (L800)
Top Speed [km/h] (Section)	69.4 (Overall)
Race State	Finished



Morphettville Parks-Professional-2025-09-20

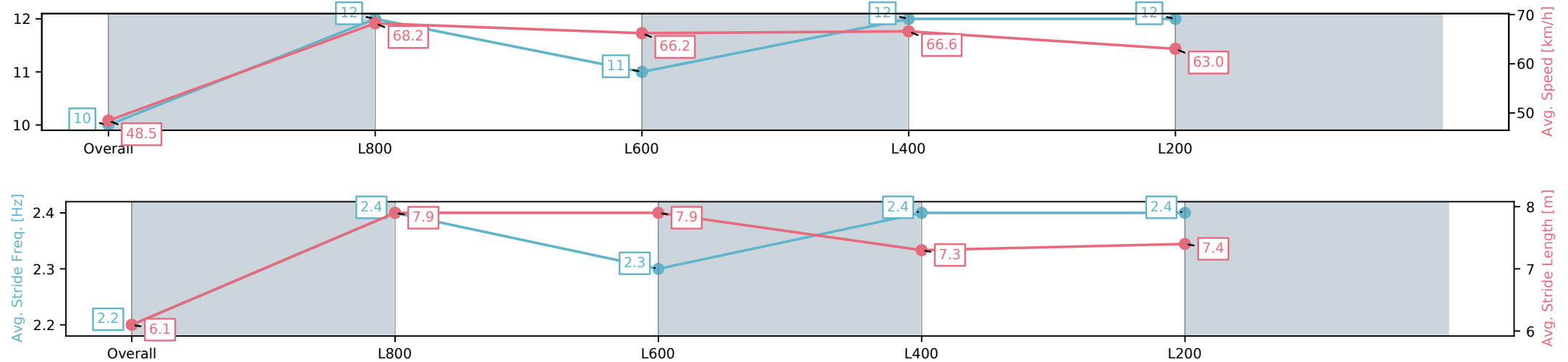
Race 9: Vale Max Basheer AM Handicap - 1000m

20 September 2025 - 5:12PM

Track Rating: Good 4, Weather: Overcast, Rail Position: +5m Entire
Sectional 606m



Section	Overall	L800	L600	L400	L200
Section Times	0:58.88[10] (0:14.85)	0:44.03[12] (0:10.63)	0:33.40[11] (0:10.99)	0:22.41[12] (0:10.91)	0:11.50[12] (0:11.50)
Average Speed [km/h]	48.5	68.2	66.2	66.6	63.0
Top Speed [km/h]	63.6	69.4	66.6	67.6	66.0
Avg. Dist. to Rail [m]	8.0	2.5	1.8	4.6	9.2
Avg. Stride Freq. [Hz]	2.2	2.4	2.3	2.4	2.4
Avg. Stride Length [m]	6.1	7.9	7.9	7.3	7.4



[] Ranking at each section and finish
-:-:- No data available at this section
NA No data available

Horse/Jockey Name	WADAANA/Felicity Atkinson
Finish Rank	11
Fastest Section Time (Section)	0:10.70 (L800)
Top Speed [km/h] (Section)	68.0 (Overall)
Race State	Finished



Morphettville Parks-Professional-2025-09-20

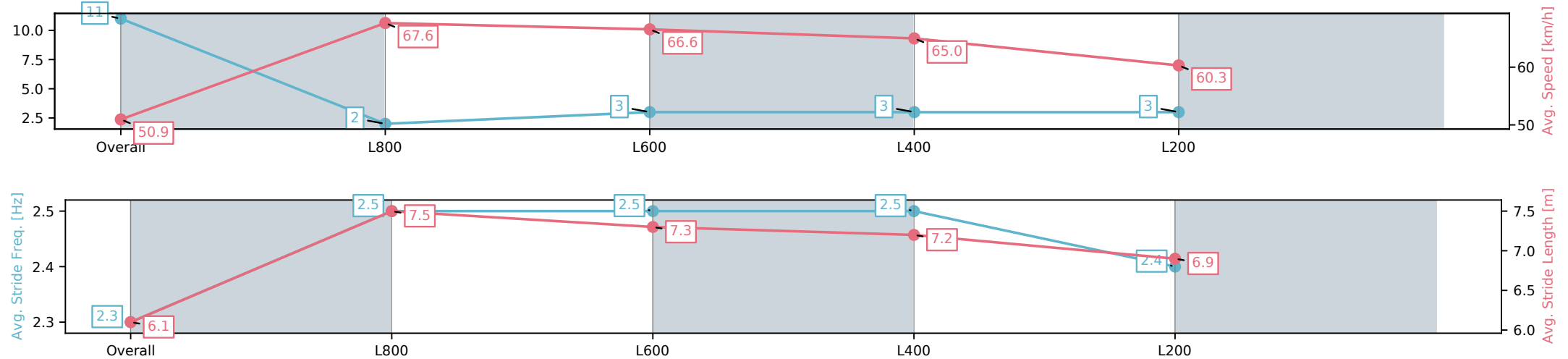
Race 9: Vale Max Basheer AM Handicap - 1000m

20 September 2025 - 5:12PM

Track Rating: Good 4, Weather: Overcast, Rail Position: +5m Entire Sectional 606m



Section	Overall	L800	L600	L400	L200
Section Times	0:58.99[11] (0:14.14)	0:44.85[2] (0:10.70)	0:34.15[3] (0:11.00)	0:23.15[3] (0:11.12)	0:12.03[3] (0:12.03)
Average Speed [km/h]	50.9	67.6	66.6	65.0	60.3
Top Speed [km/h]	67.5	68.0	66.6	66.1	63.1
Avg. Dist. to Rail [m]	6.3	0.9	2.5	4.1	6.9
Avg. Stride Freq. [Hz]	2.3	2.5	2.5	2.5	2.4
Avg. Stride Length [m]	6.1	7.5	7.3	7.2	6.9



[] Ranking at each section and finish
-:-:- No data available at this section
NA No data available

Horse/Jockey Name	ZATANNA/Caitlin Tootell
Finish Rank	12
Fastest Section Time (Section)	0:10.63 (L800)
Top Speed [km/h] (Section)	68.5 (Overall)
Race State	Finished



Morphettville Parks-Professional-2025-09-20

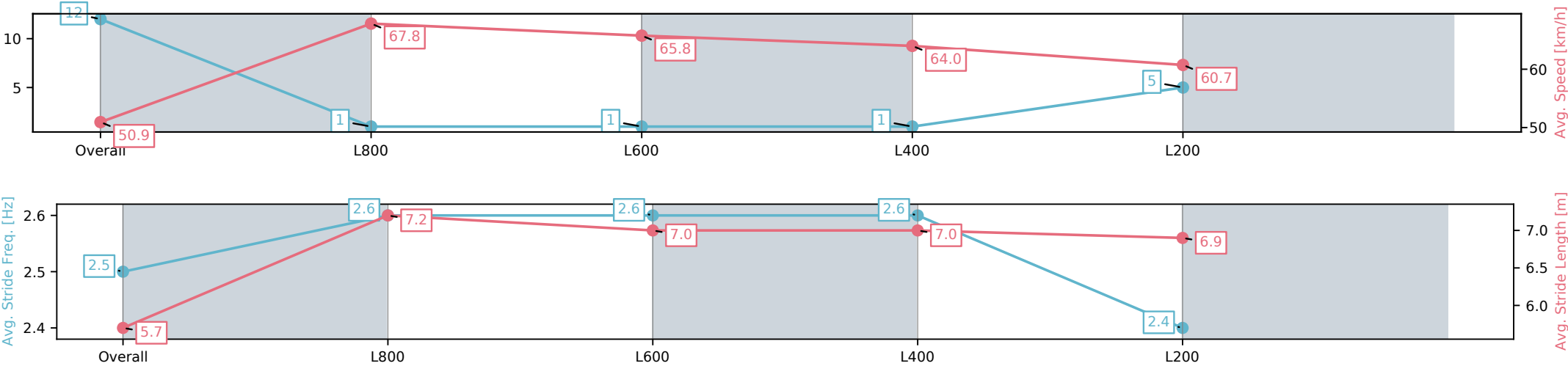
Race 9: Vale Max Basheer AM Handicap - 1000m

20 September 2025 - 5:12PM

Track Rating: Good 4, Weather: Overcast, Rail Position: +5m Entire
Sectional 606m



Section	Overall	L800	L600	L400	L200
Section Times	0:59.01[12] (0:14.12)	0:44.89[1] (0:10.63)	0:34.26[1] (0:10.97)	0:23.29[1] (0:11.30)	0:11.99[5] (0:11.99)
Average Speed [km/h]	50.9	67.8	65.8	64.0	60.7
Top Speed [km/h]	68.1	68.5	65.9	65.9	63.7
Avg. Dist. to Rail [m]	4.7	0.5	0.6	2.9	5.0
Avg. Stride Freq. [Hz]	2.5	2.6	2.6	2.6	2.4
Avg. Stride Length [m]	5.7	7.2	7.0	7.0	6.9



[] Ranking at each section and finish
-:-:- No data available at this section
NA No data available