



Morphettville Parks-Professional-2025-09-20

Race 5: Dominant Handicap - 1250m

20 September 2025 - 2:48PM

Track Rating: Good 4, Weather: Overcast, Rail Position: +5m Entire Sectional 606m



| Section Field Times | | | | | | | Overall | L1000 | L800 | L600 | L400 | L200 | | |
|---------------------|----|-------------------|---------|---------------------|--------------------|---------------|----------------------|----------------------|----------------------|----------------------|----------------------|----------------------|---------|--|
| | | | | | | | 1:13.54 (0:17.28) | 0:56.25 (0:10.78) | 0:45.47 (0:10.94) | 0:34.53 (0:11.19) | 0:23.33 (0:11.38) | 0:11.95 (0:11.95) | | |
| Position | # | Horse/Jockey | Barrier | Top Speed [km/h] | Fastest Section | First 400m | | | | | | | Margin | Distance Travelled From Winner [m] |
| 1 | 9 | ZUNNA | 3 | 67.1 | 0:10.91 | 0:25.93 | 1:13.54 | 0:55.86 [4] | 0:44.90 [5] | 0:33.99 [5] | 0:22.75 [5] | 0:11.48 [4] | 1:13.54 | |
| | | Jacob Opperman | | 1200-1000 | 800-600 | | (0:17.68) | (0:10.96) | (0:10.91) | (0:11.24) | (0:11.27) | (0:11.48) | | |
| 2 | 5 | ROUND TWO | 1 | 67.6 | 0:10.79 | 0:25.47 | 1:13.65 | 0:56.37 [1] | 0:45.58 [1] | 0:34.64 [1] | 0:23.45 [1] | 0:12.07 [1] | 0.77L | +0 |
| | | Felicity Atkinson | | 1200-1000 | 1000-800 | | (0:17.28) | (0:10.79) | (0:10.94) | (0:11.19) | (0:11.38) | (0:12.07) | | |
| 3 | 3 | SPEEDTAIL | 2 | 67.6 | 0:10.83 | 0:25.86 | 1:13.70 | 0:56.14 [3] | 0:45.25 [3] | 0:34.42 [3] | 0:23.24 [2] | 0:11.84 [2] | 1.08L | +0 |
| | | Alana Livesey | | 1200-1000 | 800-600 | | (0:17.56) | (0:10.89) | (0:10.83) | (0:11.18) | (0:11.40) | (0:11.84) | | |
| 4 | 2 | BOSSY STAR | 5 | 69.0 | 0:10.77 | 0:26.28 | 1:13.86 | 0:56.07 [6] | 0:44.92 [6] | 0:34.15 [6] | 0:22.98 [6] | 0:11.67 [6] | 2.11L | +2 |
| | | Rose Hammond | | 1400-1200 | 800-600 | | (0:17.79) | (0:11.15) | (0:10.77) | (0:11.17) | (0:11.31) | (0:11.67) | | |
| 5 | 1 | STOKOMO | 7 | 67.5 | 0:10.81 | 0:25.86 | 1:14.01 | 0:56.30 [5] | 0:45.43 [4] | 0:34.62 [4] | 0:23.34 [4] | 0:12.00 [3] | 3.11L | +2 |
| | | Connor Murtagh | | 1200-1000 | 800-600 | | (0:17.71) | (0:10.87) | (0:10.81) | (0:11.28) | (0:11.34) | (0:12.00) | | |
| 6 | 10 | ARTISSI | 6 | 67.4 | 0:10.73 | 0:26.93 | 1:14.66 | 0:56.02 [8] | 0:45.07 [8] | 0:34.34 [8] | 0:23.32 [8] | 0:11.97 [7] | 7.32L | +0 |
| | | Matthew Chadwick | | 1200-1000 | 800-600 | | (0:18.64) | (0:10.95) | (0:10.73) | (0:11.02) | (0:11.35) | (0:11.97) | | |
| 7 | 6 | SETTEVELI | 4 | 66.8 | 0:10.92 | 0:25.67 | 1:14.81 | 0:57.41 [2] | 0:46.48 [2] | 0:35.56 [2] | 0:24.29 [3] | 0:12.71 [5] | 8.26L | +2 |
| | | Ben Price | | 1200-1000 | 800-600 | | (0:17.40) | (0:10.93) | (0:10.92) | (0:11.27) | (0:11.57) | (0:12.71) | | |
| 8 | 7 | MAHSAY | 8 | 68.3 | 0:10.71 | 0:26.40 | 1:15.28 | 0:57.20 [7] | 0:46.26 [7] | 0:35.55 [7] | 0:24.36 [7] | 0:12.58 [8] | 11.3L | +4 |
| | | Todd Pannell | | 1200-1000 | 800-600 | | (0:18.08) | (0:10.94) | (0:10.71) | (0:11.19) | (0:11.78) | (0:12.57) | | |

Scratched: Nepravda (#4), Endless Forever (#8)

| | |
|--------------------------------|----------------------|
| Horse/Jockey Name | ZUNNA/Jacob Opperman |
| Finish Rank | 1 |
| Fastest Section Time (Section) | 0:10.91 (L600) |
| Top Speed [km/h] (Section) | 67.1 (L1000) |
| Race State | Finished |



Morphettville Parks-Professional-2025-09-20

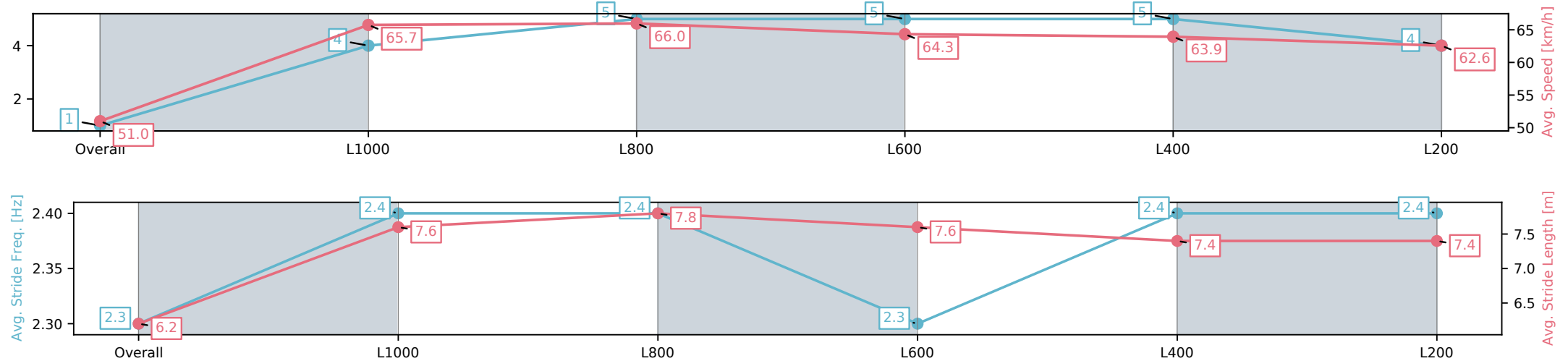
Race 5: Dominant Handicap - 1250m

20 September 2025 - 2:48PM

Track Rating: Good 4, Weather: Overcast, Rail Position: +5m Entire Sectional 606m



| Section | Overall | L1000 | L800 | L600 | L400 | L200 |
|------------------------|-------------------------|-------------------------|-------------------------|-------------------------|-------------------------|-------------------------|
| Section Times | 1:13.54[1] (0:17.68) | 0:55.86[4] (0:10.96) | 0:44.90[5] (0:10.91) | 0:33.99[5] (0:11.24) | 0:22.75[5] (0:11.27) | 0:11.48[4] (0:11.48) |
| Average Speed [km/h] | 51.0 | 65.7 | 66.0 | 64.3 | 63.9 | 62.6 |
| Top Speed [km/h] | 65.8 | 66.8 | 67.1 | 65.6 | 64.9 | 63.8 |
| Avg. Dist. to Rail [m] | 2.9 | 0.6 | 0.3 | 0.5 | 0.9 | 1.2 |
| Avg. Stride Freq. [Hz] | 2.3 | 2.4 | 2.4 | 2.3 | 2.4 | 2.4 |
| Avg. Stride Length [m] | 6.2 | 7.6 | 7.8 | 7.6 | 7.4 | 7.4 |



[] Ranking at each section and finish
-:-:- No data available at this section
NA No data available

| | |
|--------------------------------|-----------------------------|
| Horse/Jockey Name | ROUND TWO/Felicity Atkinson |
| Finish Rank | 2 |
| Fastest Section Time (Section) | 0:10.79 (L800) |
| Top Speed [km/h] (Section) | 67.6 (L1000) |
| Race State | Finished |



Morphettville Parks-Professional-2025-09-20

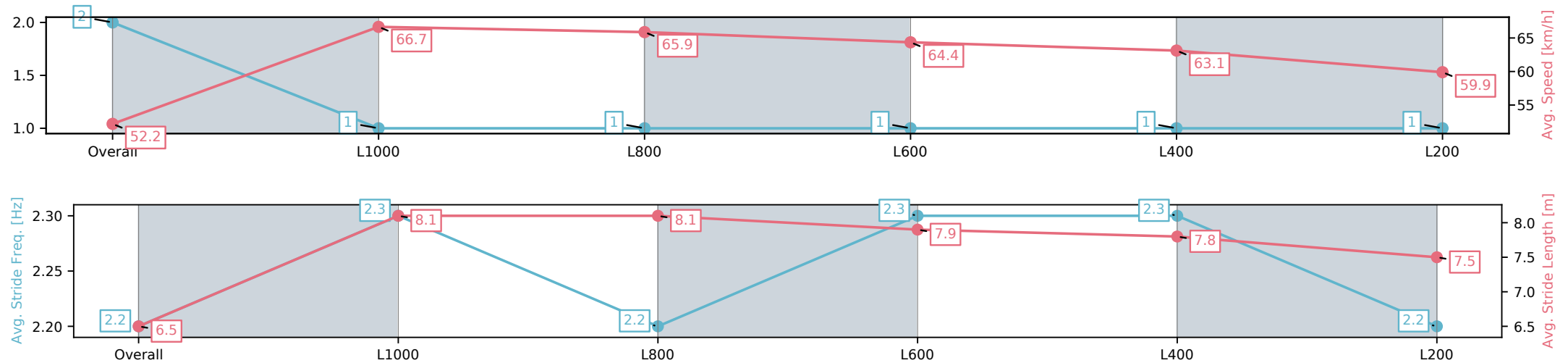
Race 5: Dominant Handicap - 1250m

20 September 2025 - 2:48PM

Track Rating: Good 4, Weather: Overcast, Rail Position: +5m Entire Sectional 606m



| Section | Overall | L1000 | L800 | L600 | L400 | L200 |
|------------------------|-------------------------|-------------------------|-------------------------|-------------------------|-------------------------|-------------------------|
| Section Times | 1:13.65[2] (0:17.28) | 0:56.37[1] (0:10.79) | 0:45.58[1] (0:10.94) | 0:34.64[1] (0:11.19) | 0:23.45[1] (0:11.38) | 0:12.07[1] (0:12.07) |
| Average Speed [km/h] | 52.2 | 66.7 | 65.9 | 64.4 | 63.1 | 59.9 |
| Top Speed [km/h] | 65.7 | 67.4 | 67.6 | 64.6 | 64.2 | 62.0 |
| Avg. Dist. to Rail [m] | 1.7 | 0.5 | 0.2 | 0.2 | 0.4 | 0.4 |
| Avg. Stride Freq. [Hz] | 2.2 | 2.3 | 2.2 | 2.3 | 2.3 | 2.2 |
| Avg. Stride Length [m] | 6.5 | 8.1 | 8.1 | 7.9 | 7.8 | 7.5 |



[] Ranking at each section and finish
-:-:- No data available at this section
NA No data available

| | |
|--------------------------------|-------------------------|
| Horse/Jockey Name | SPEEDTAIL/Alana Livesey |
| Finish Rank | 3 |
| Fastest Section Time (Section) | 0:10.83 (L600) |
| Top Speed [km/h] (Section) | 67.6 (L1000) |
| Race State | Finished |



Morphettville Parks-Professional-2025-09-20

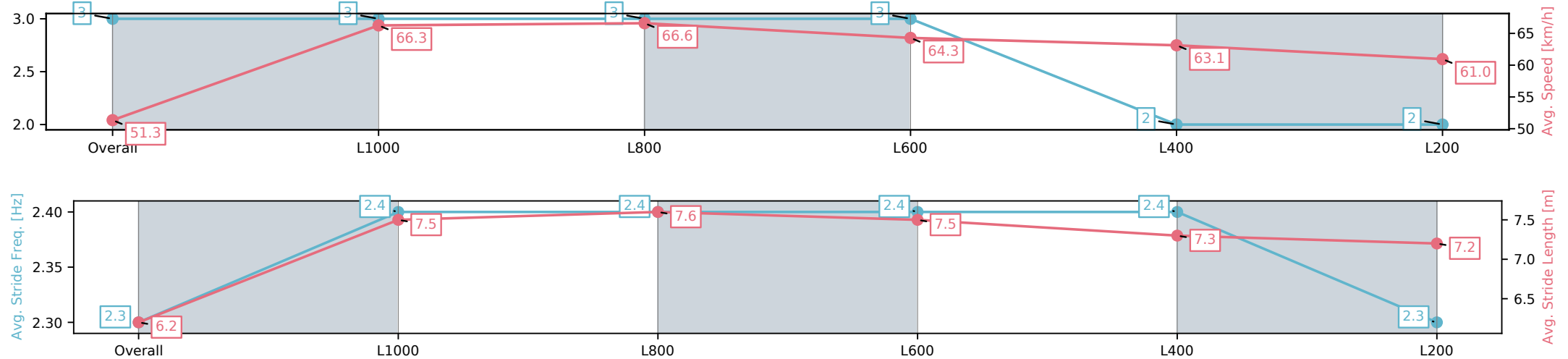
Race 5: Dominant Handicap - 1250m

20 September 2025 - 2:48PM

Track Rating: Good 4, Weather: Overcast, Rail Position: +5m Entire Sectional 606m



| Section | Overall | L1000 | L800 | L600 | L400 | L200 |
|------------------------|-------------------------|-------------------------|-------------------------|-------------------------|-------------------------|-------------------------|
| Section Times | 1:13.70[3] (0:17.56) | 0:56.14[3] (0:10.89) | 0:45.25[3] (0:10.83) | 0:34.42[3] (0:11.18) | 0:23.24[2] (0:11.40) | 0:11.84[2] (0:11.84) |
| Average Speed [km/h] | 51.3 | 66.3 | 66.6 | 64.3 | 63.1 | 61.0 |
| Top Speed [km/h] | 66.1 | 67.2 | 67.6 | 64.5 | 64.7 | 61.9 |
| Avg. Dist. to Rail [m] | 2.3 | 0.6 | 0.2 | 0.1 | 0.2 | 0.1 |
| Avg. Stride Freq. [Hz] | 2.3 | 2.4 | 2.4 | 2.4 | 2.4 | 2.3 |
| Avg. Stride Length [m] | 6.2 | 7.5 | 7.6 | 7.5 | 7.3 | 7.2 |



[] Ranking at each section and finish
-:-:- No data available at this section
NA No data available

| | |
|--------------------------------|-------------------------|
| Horse/Jockey Name | BOSSY STAR/Rose Hammond |
| Finish Rank | 4 |
| Fastest Section Time (Section) | 0:10.77 (L600) |
| Top Speed [km/h] (Section) | 69.0 (Overall) |
| Race State | Finished |



Morphettville Parks-Professional-2025-09-20

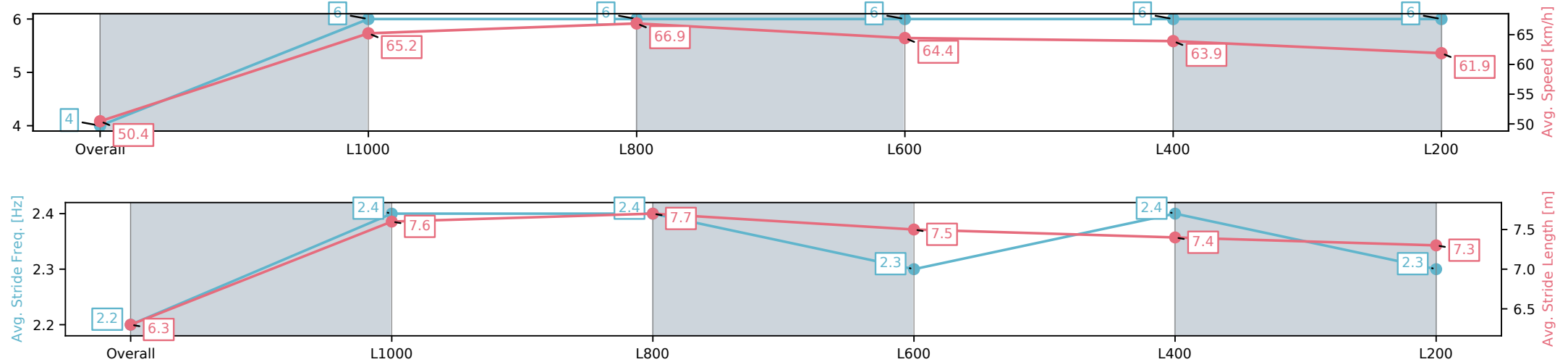
Race 5: Dominant Handicap - 1250m

20 September 2025 - 2:48PM

Track Rating: Good 4, Weather: Overcast, Rail Position: +5m Entire Sectional 606m



| Section | Overall | L1000 | L800 | L600 | L400 | L200 |
|------------------------|-------------------------|-------------------------|-------------------------|-------------------------|-------------------------|-------------------------|
| Section Times | 1:13.86[4] (0:17.79) | 0:56.07[6] (0:11.15) | 0:44.92[6] (0:10.77) | 0:34.15[6] (0:11.17) | 0:22.98[6] (0:11.31) | 0:11.67[6] (0:11.67) |
| Average Speed [km/h] | 50.4 | 65.2 | 66.9 | 64.4 | 63.9 | 61.9 |
| Top Speed [km/h] | 69.0 | 68.5 | 67.8 | 65.8 | 65.0 | 63.1 |
| Avg. Dist. to Rail [m] | 3.2 | 1.0 | 0.5 | 0.4 | 3.6 | 6.5 |
| Avg. Stride Freq. [Hz] | 2.2 | 2.4 | 2.4 | 2.3 | 2.4 | 2.3 |
| Avg. Stride Length [m] | 6.3 | 7.6 | 7.7 | 7.5 | 7.4 | 7.3 |



[] Ranking at each section and finish
-:-:- No data available at this section
NA No data available

| | |
|--------------------------------|------------------------|
| Horse/Jockey Name | STOKOMO/Connor Murtagh |
| Finish Rank | 5 |
| Fastest Section Time (Section) | 0:10.81 (L600) |
| Top Speed [km/h] (Section) | 67.5 (L1000) |
| Race State | Finished |



Morphettville Parks-Professional-2025-09-20

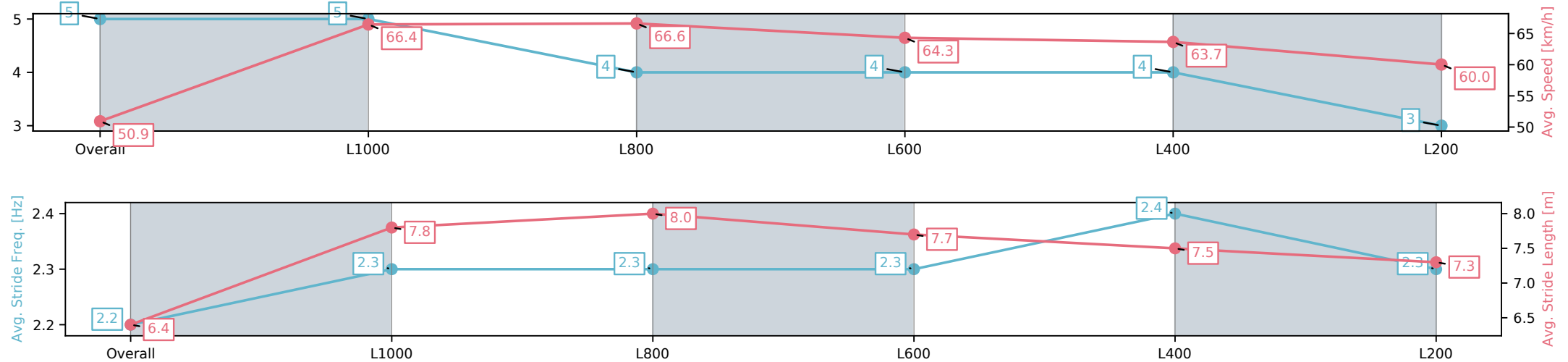
Race 5: Dominant Handicap - 1250m

20 September 2025 - 2:48PM

Track Rating: Good 4, Weather: Overcast, Rail Position: +5m Entire Sectional 606m



| Section | Overall | L1000 | L800 | L600 | L400 | L200 |
|------------------------|-------------------------|-------------------------|-------------------------|-------------------------|-------------------------|-------------------------|
| Section Times | 1:14.01[5] (0:17.71) | 0:56.30[5] (0:10.87) | 0:45.43[4] (0:10.81) | 0:34.62[4] (0:11.28) | 0:23.34[4] (0:11.34) | 0:12.00[3] (0:12.00) |
| Average Speed [km/h] | 50.9 | 66.4 | 66.6 | 64.3 | 63.7 | 60.0 |
| Top Speed [km/h] | 67.1 | 67.3 | 67.5 | 65.0 | 66.7 | 61.9 |
| Avg. Dist. to Rail [m] | 4.5 | 0.8 | 0.3 | 0.9 | 2.5 | 2.0 |
| Avg. Stride Freq. [Hz] | 2.2 | 2.3 | 2.3 | 2.3 | 2.4 | 2.3 |
| Avg. Stride Length [m] | 6.4 | 7.8 | 8.0 | 7.7 | 7.5 | 7.3 |



[] Ranking at each section and finish
-:-:- No data available at this section
NA No data available

| | |
|--------------------------------|--------------------------|
| Horse/Jockey Name | ARTISSI/Matthew Chadwick |
| Finish Rank | 6 |
| Fastest Section Time (Section) | 0:10.73 (L600) |
| Top Speed [km/h] (Section) | 67.4 (L1000) |
| Race State | Finished |



Morphettville Parks-Professional-2025-09-20

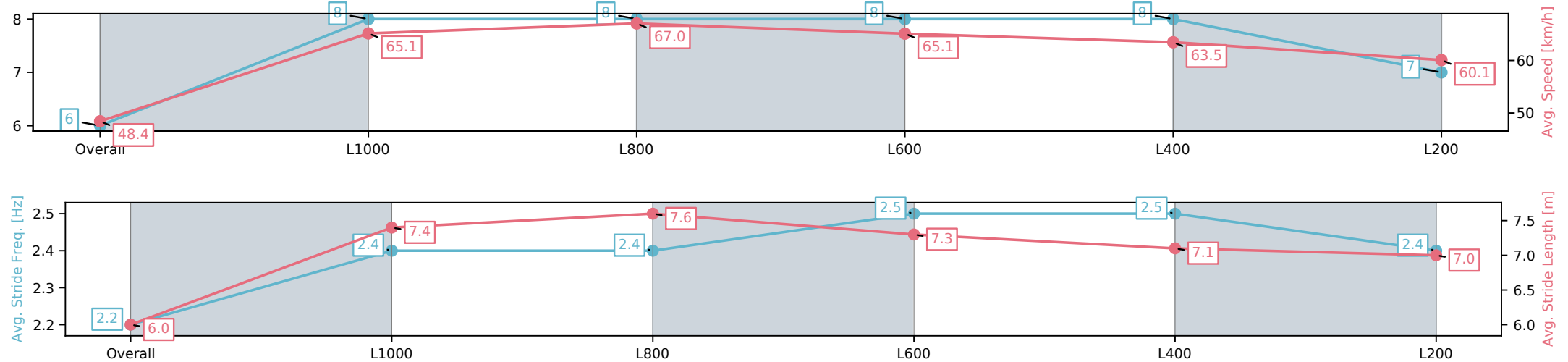
Race 5: Dominant Handicap - 1250m

20 September 2025 - 2:48PM

Track Rating: Good 4, Weather: Overcast, Rail Position: +5m Entire Sectional 606m



| Section | Overall | L1000 | L800 | L600 | L400 | L200 |
|------------------------|-------------------------|-------------------------|-------------------------|-------------------------|-------------------------|-------------------------|
| Section Times | 1:14.66[6] (0:18.64) | 0:56.02[8] (0:10.95) | 0:45.07[8] (0:10.73) | 0:34.34[8] (0:11.02) | 0:23.32[8] (0:11.35) | 0:11.97[7] (0:11.97) |
| Average Speed [km/h] | 48.4 | 65.1 | 67.0 | 65.1 | 63.5 | 60.1 |
| Top Speed [km/h] | 64.2 | 66.4 | 67.4 | 65.8 | 64.3 | 63.6 |
| Avg. Dist. to Rail [m] | 3.0 | 1.1 | 1.3 | 0.5 | 0.3 | 1.9 |
| Avg. Stride Freq. [Hz] | 2.2 | 2.4 | 2.4 | 2.5 | 2.5 | 2.4 |
| Avg. Stride Length [m] | 6.0 | 7.4 | 7.6 | 7.3 | 7.1 | 7.0 |



[] Ranking at each section and finish
-:-:- No data available at this section
NA No data available

| | |
|--------------------------------|---------------------|
| Horse/Jockey Name | SETTEVELI/Ben Price |
| Finish Rank | 7 |
| Fastest Section Time (Section) | 0:10.92 (L600) |
| Top Speed [km/h] (Section) | 66.8 (L1000) |
| Race State | Finished |



Morphettville Parks-Professional-2025-09-20

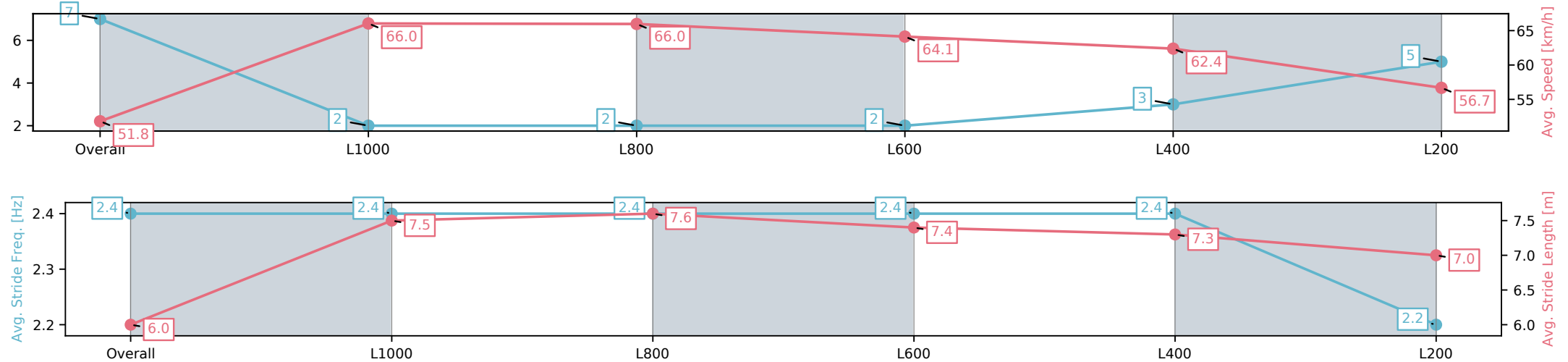
Race 5: Dominant Handicap - 1250m

20 September 2025 - 2:48PM

Track Rating: Good 4, Weather: Overcast, Rail Position: +5m Entire Sectional 606m



| Section | Overall | L1000 | L800 | L600 | L400 | L200 |
|------------------------|-------------------------|-------------------------|-------------------------|-------------------------|-------------------------|-------------------------|
| Section Times | 1:14.81[7] (0:17.40) | 0:57.41[2] (0:10.93) | 0:46.48[2] (0:10.92) | 0:35.56[2] (0:11.27) | 0:24.29[3] (0:11.57) | 0:12.71[5] (0:12.71) |
| Average Speed [km/h] | 51.8 | 66.0 | 66.0 | 64.1 | 62.4 | 56.7 |
| Top Speed [km/h] | 65.7 | 66.5 | 66.8 | 65.9 | 64.4 | 58.5 |
| Avg. Dist. to Rail [m] | 2.4 | 0.9 | 0.4 | 0.7 | 1.6 | 3.1 |
| Avg. Stride Freq. [Hz] | 2.4 | 2.4 | 2.4 | 2.4 | 2.4 | 2.2 |
| Avg. Stride Length [m] | 6.0 | 7.5 | 7.6 | 7.4 | 7.3 | 7.0 |



[] Ranking at each section and finish
-:-:- No data available at this section
NA No data available

| | |
|--------------------------------|---------------------|
| Horse/Jockey Name | MAHSAY/Todd Pannell |
| Finish Rank | 8 |
| Fastest Section Time (Section) | 0:10.71 (L600) |
| Top Speed [km/h] (Section) | 68.3 (L1000) |
| Race State | Finished |



Morphettville Parks-Professional-2025-09-20

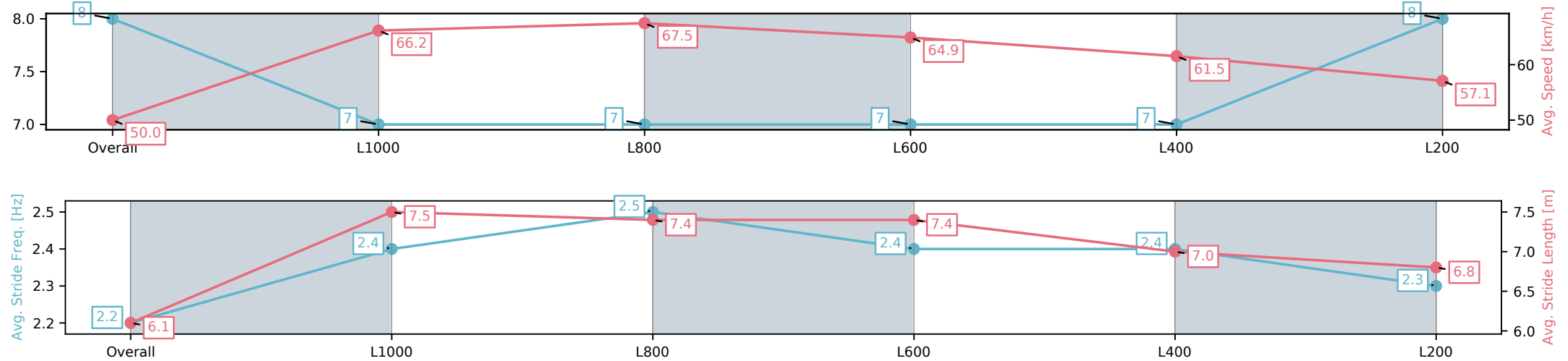
Race 5: Dominant Handicap - 1250m

20 September 2025 - 2:48PM

Track Rating: Good 4, Weather: Overcast, Rail Position: +5m Entire Sectional 606m



| Section | Overall | L1000 | L800 | L600 | L400 | L200 |
|------------------------|-------------------------|-------------------------|-------------------------|-------------------------|-------------------------|-------------------------|
| Section Times | 1:15.28[8] (0:18.08) | 0:57.20[7] (0:10.94) | 0:46.26[7] (0:10.71) | 0:35.55[7] (0:11.19) | 0:24.36[7] (0:11.78) | 0:12.58[8] (0:12.57) |
| Average Speed [km/h] | 50.0 | 66.2 | 67.5 | 64.9 | 61.5 | 57.1 |
| Top Speed [km/h] | 65.7 | 67.2 | 68.3 | 65.8 | 63.2 | 60.0 |
| Avg. Dist. to Rail [m] | 5.9 | 1.7 | 1.9 | 1.3 | 3.3 | 3.6 |
| Avg. Stride Freq. [Hz] | 2.2 | 2.4 | 2.5 | 2.4 | 2.4 | 2.3 |
| Avg. Stride Length [m] | 6.1 | 7.5 | 7.4 | 7.4 | 7.0 | 6.8 |



[] Ranking at each section and finish
-:-:- No data available at this section
NA No data available