



# Morphettville Parks-Professional-2025-09-20

## Race 3: Thomas Farms Maiden Plate - 1250m

20 September 2025 - 1:35PM

Track Rating: Good 4, Weather: Overcast, Rail Position: +5m Entire Sectional 606m



Section Field Times							Overall	L1000	L800	L600	L400	L200		
							1:14.88 (0:16.97)	0:57.91 (0:11.23)	0:46.68 (0:11.81)	0:34.86 (0:11.95)	0:22.92 (0:11.33)	0:11.57 (0:11.57)		
Position	#	Horse/Jockey	Barrier	Top Speed [km/h]	Fastest Section	First 400m							Margin	Distance Travelled From Winner [m]
1	7	THE COSMIC ONE	2	66.0	0:11.17	0:25.63	1:14.88	0:57.68 [3]	0:46.37 [3]	0:34.44 [3]	0:22.61 [3]	0:11.44 [4]	1:14.88	
		Connor Murtagh		1400-1200	400-200		(0:17.20)	(0:11.31)	(0:11.93)	(0:11.83)	(0:11.17)	(0:11.44)		
2	9	LADY ZELDA	4	67.6	0:11.21	0:25.55	1:14.89	0:57.85 [2]	0:46.42 [2]	0:34.60 [2]	0:22.81 [2]	0:11.60 [1]	0.07L	-3
		Kayla Crowther		1400-1200	400-200		(0:17.04)	(0:11.43)	(0:11.82)	(0:11.79)	(0:11.21)	(0:11.60)		
3	5	POWER OF TIME	3	66.3	0:11.18	0:25.65	1:14.96	0:57.56 [6]	0:46.37 [4]	0:34.52 [4]	0:22.68 [4]	0:11.50 [5]	0.52L	-3
		Jacob Opperman		1400-1200	400-200		(0:17.40)	(0:11.19)	(0:11.85)	(0:11.84)	(0:11.18)	(0:11.50)		
4	10	SENSATIONAL SECRET	5	66.2	0:11.21	0:25.85	1:14.98	0:57.61 [5]	0:46.25 [6]	0:34.37 [6]	0:22.60 [6]	0:11.39 [6]	0.6L	-1
		Todd Pannell		1400-1200	400-200		(0:17.37)	(0:11.36)	(0:11.88)	(0:11.77)	(0:11.21)	(0:11.39)		
5	2	IT'S ONLY MAGIC	9	68.6	0:11.13	0:25.71	1:15.09	0:57.82 [4]	0:46.42 [5]	0:34.50 [5]	0:22.78 [5]	0:11.65 [3]	1.35L	+4
		Margaret Collett		1400-1200	400-200		(0:17.27)	(0:11.40)	(0:11.92)	(0:11.72)	(0:11.13)	(0:11.65)		
6	13	GOLDEN GURU	10	66.0	0:11.25	0:26.14	1:15.30	0:57.66 [9]	0:46.39 [9]	0:34.38 [8]	0:22.65 [8]	0:11.40 [7]	2.72L	+5
		Jason Holder		1400-1200	400-200		(0:17.64)	(0:11.27)	(0:12.01)	(0:11.73)	(0:11.25)	(0:11.40)		
7	8	BROKE THE SEAL	1	68.3	0:11.24	0:25.35	1:15.31	0:58.35 [1]	0:47.11 [1]	0:35.30 [1]	0:23.35 [1]	0:11.96 [2]	2.76L	-4
		Alana Livesey		1400-1200	1000-800		(0:16.96)	(0:11.24)	(0:11.81)	(0:11.95)	(0:11.39)	(0:11.96)		
8	11	SUPREME VALKYRIE	7	65.8	0:11.32	0:26.03	1:15.51	0:57.98 [7]	0:46.66 [7]	0:34.75 [7]	0:23.01 [7]	0:11.59 [8]	4.07L	+4
		Jessica Tzaferis		1400-1200	1000-800		(0:17.53)	(0:11.32)	(0:11.91)	(0:11.74)	(0:11.42)	(0:11.59)		
9	12	OUI OUI MA CHERIE	6	65.6	0:11.28	0:26.02	1:15.73	0:58.14 [8]	0:46.85 [8]	0:34.71 [9]	0:23.03 [9]	0:11.74 [9]	5.52L	-2
		Matthew Chadwick		1400-1200	1000-800		(0:17.59)	(0:11.28)	(0:12.14)	(0:11.68)	(0:11.28)	(0:11.74)		
10	1	CITY PRO	8	66.1	0:11.36	0:26.28	1:15.80	0:58.02 [11]	0:46.66 [10]	0:34.58 [10]	0:22.91 [10]	0:11.54 [10]	5.95L	+2
		Stephanie Lacy		1400-1200	1000-800		(0:17.78)	(0:11.36)	(0:12.08)	(0:11.67)	(0:11.37)	(0:11.54)		

Scratched: Machinegun Mike (#3), Palace Invite (#4), Paganini (#14), Rambling (#15), Forever A Diamond (#16)

Report Created: Sat 20 September 2025 14:32:19 GMT+10 (Note: Timing is based on positional data)

Page 1/13

[ ] Position in running at each section and finish  
-:-:- No data available at this section  
NA No data available  
Background shading for fastest section

# Saddle cloth number  
DNF Did not finish  
DNT Did not track



Morphettville Parks-Professional-2025-09-20  
Race 3: Thomas Farms Maiden Plate - 1250m  
20 September 2025 - 1:35PM



Track Rating: Good 4, Weather: Overcast, Rail Position: +5m Entire Sectional 606m

Section Field Times							Overall	L1000	L800	L600	L400	L200		
							1:14.88 (0:16.97)	0:57.91 (0:11.23)	0:46.68 (0:11.81)	0:34.86 (0:11.95)	0:22.92 (0:11.33)	0:11.57 (0:11.57)		
Position	#	Horse/Jockey	Barrier	Top Speed [km/h]	Fastest Section	First 400m							Margin	Distance Travelled From Winner [m]
11	6	TAN TAT GOLD	11	65.0	0:11.28	0:26.32	1:16.02	0:58.30 [10]	0:46.78 [11]	0:34.64 [11]	0:22.76 [11]	0:11.28 [11]	7.4L	+4
		Taylor Johnstone		1400-1200	200-0		(0:17.72)	(0:11.52)	(0:12.14)	(0:11.88)	(0:11.48)	(0:11.28)		

Scratched: Machinegun Mike (#3), Palace Invite (#4), Paganini (#14), Rambling (#15), Forever A Diamond (#16)

- [ ]

Position in running at each section and finish
- :--:-

No data available at this section
- NA

No data available
- Background shading for fastest section
- #

Saddle cloth number
- DNF

Did not finish
- DNT

Did not track

Horse/Jockey Name	THE COSMIC ONE/Connor Murtagh
Finish Rank	1
Fastest Section Time (Section)	0:11.17 (L200)
Top Speed [km/h] (Section)	66.0 (Overall)
Race State	Finished



Morphettville Parks-Professional-2025-09-20

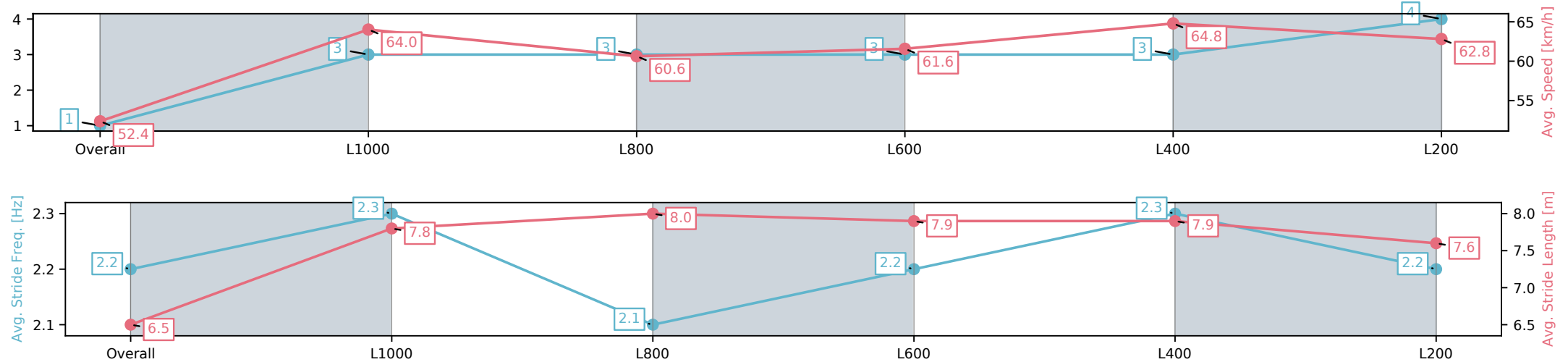
Race 3: Thomas Farms Maiden Plate - 1250m

20 September 2025 - 1:35PM

Track Rating: Good 4, Weather: Overcast, Rail Position: +5m Entire Sectional 606m



Section	Overall	L1000	L800	L600	L400	L200
Section Times	1:14.88[1] (0:17.20)	0:57.68[3] (0:11.31)	0:46.37[3] (0:11.93)	0:34.44[3] (0:11.83)	0:22.61[3] (0:11.17)	0:11.44[4] (0:11.44)
Average Speed [km/h]	52.4	64.0	60.6	61.6	64.8	62.8
Top Speed [km/h]	66.0	65.8	62.3	63.6	65.7	65.5
Avg. Dist. to Rail [m]	2.6	1.5	1.2	2.1	2.6	4.6
Avg. Stride Freq. [Hz]	2.2	2.3	2.1	2.2	2.3	2.2
Avg. Stride Length [m]	6.5	7.8	8.0	7.9	7.9	7.6



[ ] Ranking at each section and finish  
-:-:- No data available at this section  
NA No data available

Horse/Jockey Name	LADY ZELDA/Kayla Crowther
Finish Rank	2
Fastest Section Time (Section)	0:11.21 (L200)
Top Speed [km/h] (Section)	67.6 (Overall)
Race State	Finished



Morphettville Parks-Professional-2025-09-20

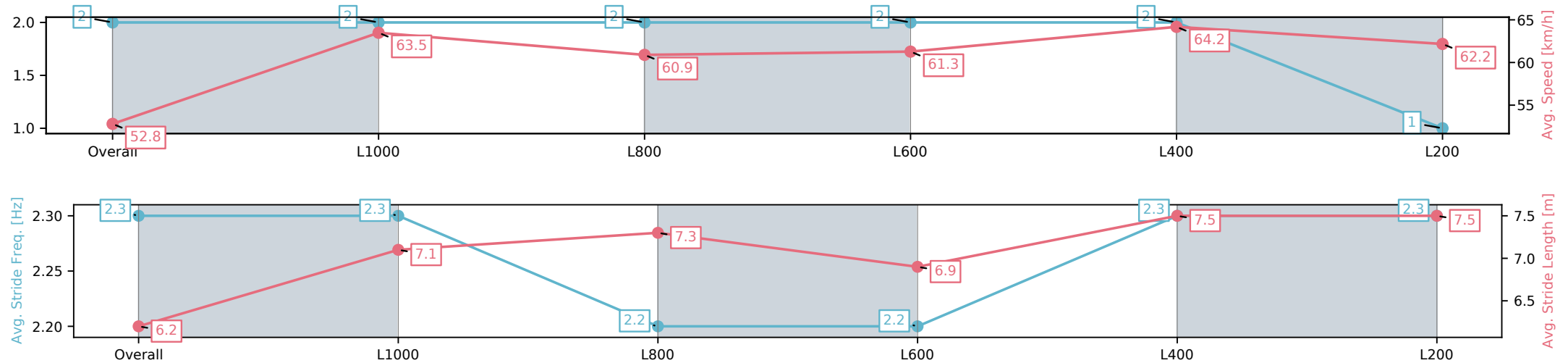
Race 3: Thomas Farms Maiden Plate - 1250m

20 September 2025 - 1:35PM

Track Rating: Good 4, Weather: Overcast, Rail Position: +5m Entire Sectional 606m



Section	Overall	L1000	L800	L600	L400	L200
Section Times	1:14.89[2] (0:17.04)	0:57.85[2] (0:11.43)	0:46.42[2] (0:11.82)	0:34.60[2] (0:11.79)	0:22.81[2] (0:11.21)	0:11.60[1] (0:11.60)
Average Speed [km/h]	52.8	63.5	60.9	61.3	64.2	62.2
Top Speed [km/h]	67.6	67.1	62.0	63.2	64.8	63.8
Avg. Dist. to Rail [m]	4.2	0.8	0.2	0.3	1.7	2.6
Avg. Stride Freq. [Hz]	2.3	2.3	2.2	2.2	2.3	2.3
Avg. Stride Length [m]	6.2	7.1	7.3	6.9	7.5	7.5



[ ] Ranking at each section and finish  
-:-:- No data available at this section  
NA No data available

Horse/Jockey Name	POWER OF TIME/Jacob Opperman
Finish Rank	3
Fastest Section Time (Section)	0:11.18 (L200)
Top Speed [km/h] (Section)	66.3 (Overall)
Race State	Finished



Morphettville Parks-Professional-2025-09-20

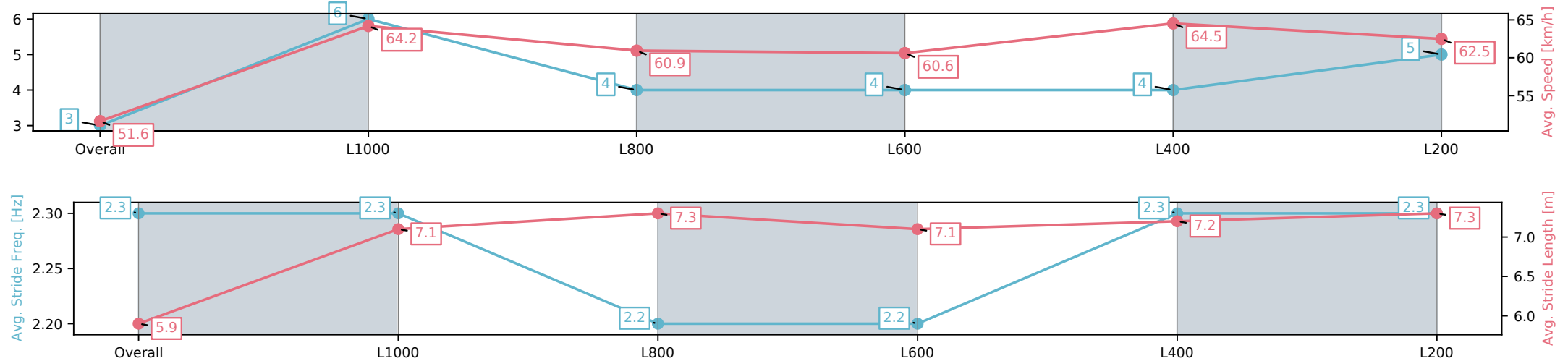
Race 3: Thomas Farms Maiden Plate - 1250m

20 September 2025 - 1:35PM

Track Rating: Good 4, Weather: Overcast, Rail Position: +5m Entire  
Sectional 606m



Section	Overall	L1000	L800	L600	L400	L200
Section Times	1:14.96[3] (0:17.40)	0:57.56[6] (0:11.19)	0:46.37[4] (0:11.85)	0:34.52[4] (0:11.84)	0:22.68[4] (0:11.18)	0:11.50[5] (0:11.50)
Average Speed [km/h]	51.6	64.2	60.9	60.6	64.5	62.5
Top Speed [km/h]	66.3	66.3	62.5	63.1	65.1	64.4
Avg. Dist. to Rail [m]	3.1	0.8	0.5	0.2	0.7	1.2
Avg. Stride Freq. [Hz]	2.3	2.3	2.2	2.2	2.3	2.3
Avg. Stride Length [m]	5.9	7.1	7.3	7.1	7.2	7.3



[ ] Ranking at each section and finish  
-:-:- No data available at this section  
NA No data available

Horse/Jockey Name	SENSATIONAL SECRET/Todd Pannell
Finish Rank	4
Fastest Section Time (Section)	0:11.21 (L200)
Top Speed [km/h] (Section)	66.2 (Overall)
Race State	Finished



Morphettville Parks-Professional-2025-09-20

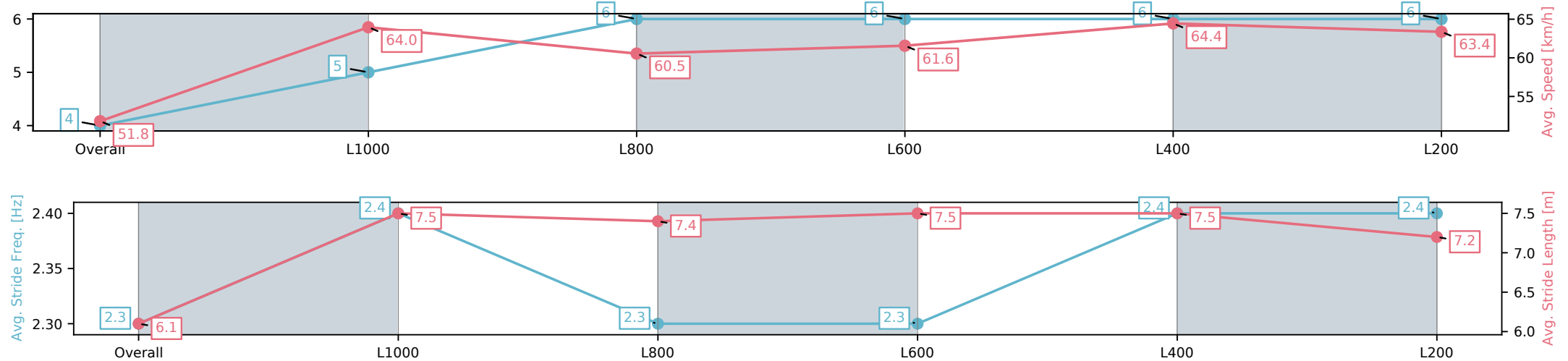
Race 3: Thomas Farms Maiden Plate - 1250m

20 September 2025 - 1:35PM

Track Rating: Good 4, Weather: Overcast, Rail Position: +5m Entire Sectional 606m



Section	Overall	L1000	L800	L600	L400	L200
Section Times	1:14.98[4] (0:17.37)	0:57.61[5] (0:11.36)	0:46.25[6] (0:11.88)	0:34.37[6] (0:11.77)	0:22.60[6] (0:11.21)	0:11.39[6] (0:11.39)
Average Speed [km/h]	51.8	64.0	60.5	61.6	64.4	63.4
Top Speed [km/h]	66.2	65.1	62.4	63.7	65.7	65.2
Avg. Dist. to Rail [m]	4.3	1.2	0.6	0.8	3.9	8.6
Avg. Stride Freq. [Hz]	2.3	2.4	2.3	2.3	2.4	2.4
Avg. Stride Length [m]	6.1	7.5	7.4	7.5	7.5	7.2



[ ] Ranking at each section and finish  
-:-:- No data available at this section  
NA No data available

Horse/Jockey Name	IT'S ONLY MAGIC/Margaret Collett
Finish Rank	5
Fastest Section Time (Section)	0:11.13 (L200)
Top Speed [km/h] (Section)	68.6 (Overall)
Race State	Finished



Morphettville Parks-Professional-2025-09-20

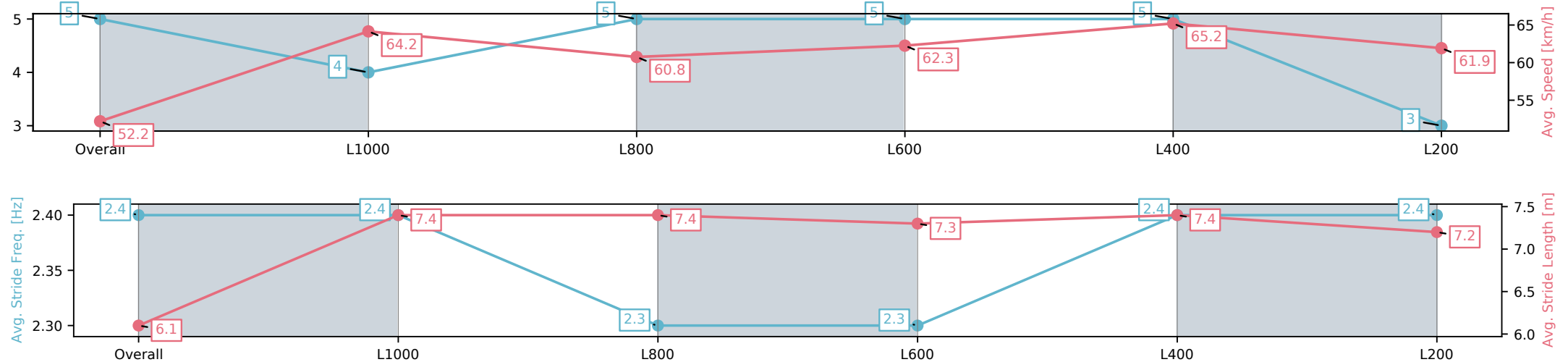
Race 3: Thomas Farms Maiden Plate - 1250m

20 September 2025 - 1:35PM

Track Rating: Good 4, Weather: Overcast, Rail Position: +5m Entire  
Sectional 606m



Section	Overall	L1000	L800	L600	L400	L200
Section Times	1:15.09[5] (0:17.27)	0:57.82[4] (0:11.40)	0:46.42[5] (0:11.92)	0:34.50[5] (0:11.72)	0:22.78[5] (0:11.13)	0:11.65[3] (0:11.65)
Average Speed [km/h]	52.2	64.2	60.8	62.3	65.2	61.9
Top Speed [km/h]	68.6	67.0	62.3	64.3	67.4	65.5
Avg. Dist. to Rail [m]	6.6	3.1	2.5	2.6	4.6	6.8
Avg. Stride Freq. [Hz]	2.4	2.4	2.3	2.3	2.4	2.4
Avg. Stride Length [m]	6.1	7.4	7.4	7.3	7.4	7.2



[ ] Ranking at each section and finish  
-:-:- No data available at this section  
NA No data available

Horse/Jockey Name	GOLDEN GURU/Jason Holder
Finish Rank	6
Fastest Section Time (Section)	0:11.25 (L200)
Top Speed [km/h] (Section)	66.0 (Overall)
Race State	Finished



Morphettville Parks-Professional-2025-09-20

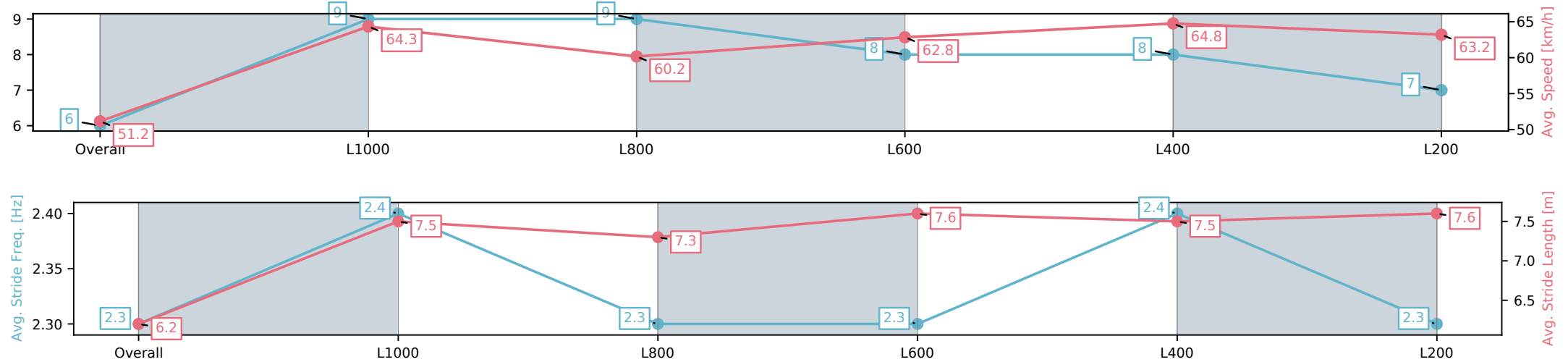
Race 3: Thomas Farms Maiden Plate - 1250m

20 September 2025 - 1:35PM

Track Rating: Good 4, Weather: Overcast, Rail Position: +5m Entire  
Sectional 606m



Section	Overall	L1000	L800	L600	L400	L200
Section Times	1:15.30[6] (0:17.64)	0:57.66[9] (0:11.27)	0:46.39[9] (0:12.01)	0:34.38[8] (0:11.73)	0:22.65[8] (0:11.25)	0:11.40[7] (0:11.40)
Average Speed [km/h]	51.2	64.3	60.2	62.8	64.8	63.2
Top Speed [km/h]	66.0	66.0	61.9	64.5	65.6	65.6
Avg. Dist. to Rail [m]	6.4	1.9	1.5	3.7	7.8	10.1
Avg. Stride Freq. [Hz]	2.3	2.4	2.3	2.3	2.4	2.3
Avg. Stride Length [m]	6.2	7.5	7.3	7.6	7.5	7.6



[ ] Ranking at each section and finish  
-:-:- No data available at this section  
NA No data available



Horse/Jockey Name	BROKE THE SEAL/Alana Livesey
Finish Rank	7
Fastest Section Time (Section)	0:11.24 (L800)
Top Speed [km/h] (Section)	68.3 (Overall)
Race State	Finished



Morphettville Parks-Professional-2025-09-20

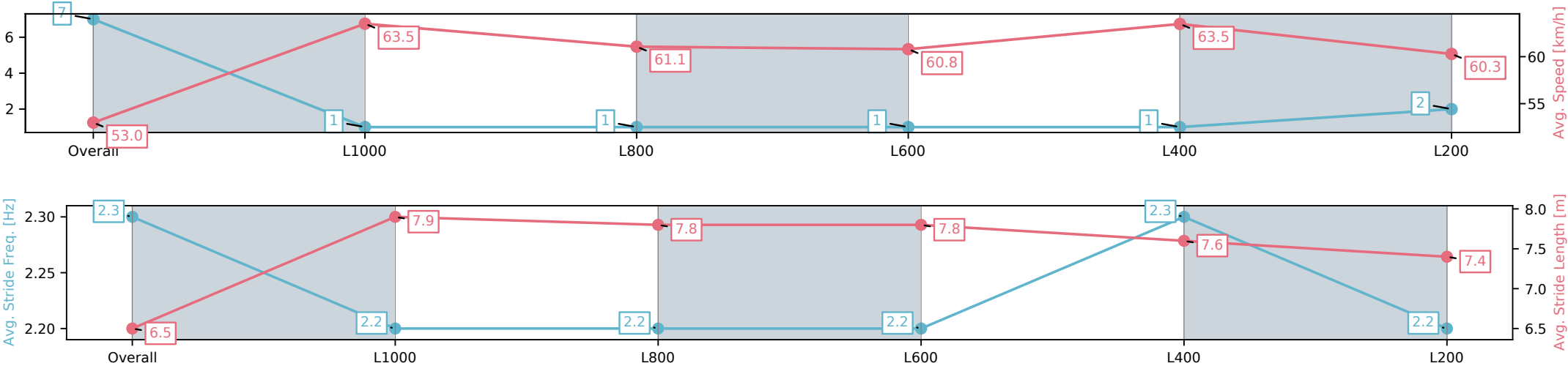
Race 3: Thomas Farms Maiden Plate - 1250m

20 September 2025 - 1:35PM

Track Rating: Good 4, Weather: Overcast, Rail Position: +5m Entire Sectional 606m



Section	Overall	L1000	L800	L600	L400	L200
Section Times	1:15.31[7] (0:16.96)	0:58.35[1] (0:11.24)	0:47.11[1] (0:11.81)	0:35.30[1] (0:11.95)	0:23.35[1] (0:11.39)	0:11.96[2] (0:11.96)
Average Speed [km/h]	53.0	63.5	61.1	60.8	63.5	60.3
Top Speed [km/h]	68.3	66.8	62.2	62.5	64.4	63.0
Avg. Dist. to Rail [m]	1.4	1.2	0.5	1.5	1.8	1.2
Avg. Stride Freq. [Hz]	2.3	2.2	2.2	2.2	2.3	2.2
Avg. Stride Length [m]	6.5	7.9	7.8	7.8	7.6	7.4



[ ] Ranking at each section and finish  
-:-:- No data available at this section  
NA No data available

Horse/Jockey Name	SUPREME VALKYRIE/Jessica Tzaferis
Finish Rank	8
Fastest Section Time (Section)	0:11.32 (L800)
Top Speed [km/h] (Section)	65.8 (Overall)
Race State	Finished



Morphettville Parks-Professional-2025-09-20

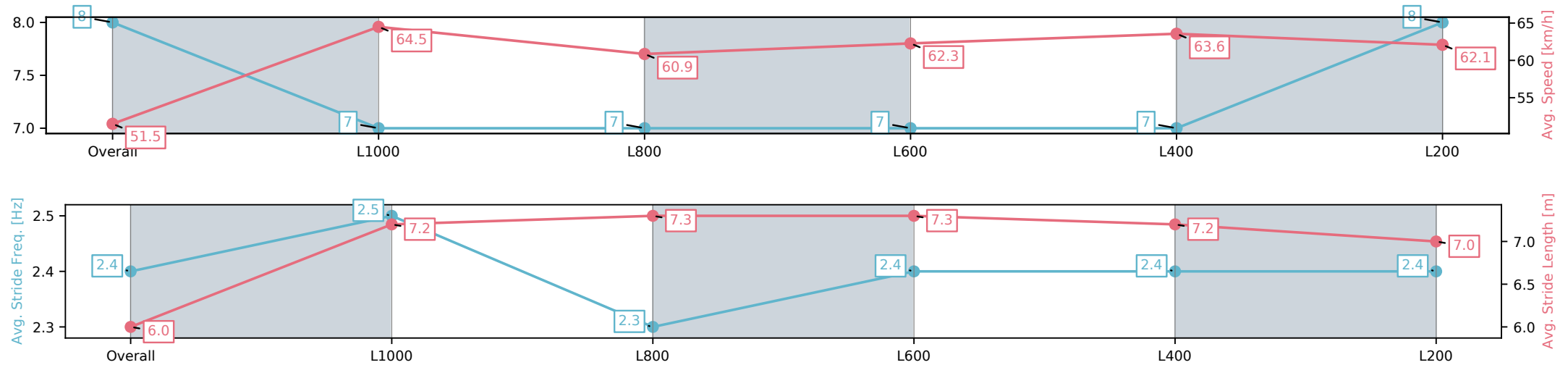
Race 3: Thomas Farms Maiden Plate - 1250m

20 September 2025 - 1:35PM

Track Rating: Good 4, Weather: Overcast, Rail Position: +5m Entire  
Sectional 606m



Section	Overall	L1000	L800	L600	L400	L200
Section Times	1:15.51[8] (0:17.53)	0:57.98[7] (0:11.32)	0:46.66[7] (0:11.91)	0:34.75[7] (0:11.74)	0:23.01[7] (0:11.42)	0:11.59[8] (0:11.59)
Average Speed [km/h]	51.5	64.5	60.9	62.3	63.6	62.1
Top Speed [km/h]	65.7	65.8	62.9	63.2	64.3	64.3
Avg. Dist. to Rail [m]	5.9	3.2	2.5	2.6	4.2	6.0
Avg. Stride Freq. [Hz]	2.4	2.5	2.3	2.4	2.4	2.4
Avg. Stride Length [m]	6.0	7.2	7.3	7.3	7.2	7.0



[ ] Ranking at each section and finish  
-:-:- No data available at this section  
NA No data available

Horse/Jockey Name	OUI OUI MA CHERIE/Matthew Chadwick
Finish Rank	9
Fastest Section Time (Section)	0:11.28 (L800)
Top Speed [km/h] (Section)	65.6 (Overall)
Race State	Finished



Morphettville Parks-Professional-2025-09-20

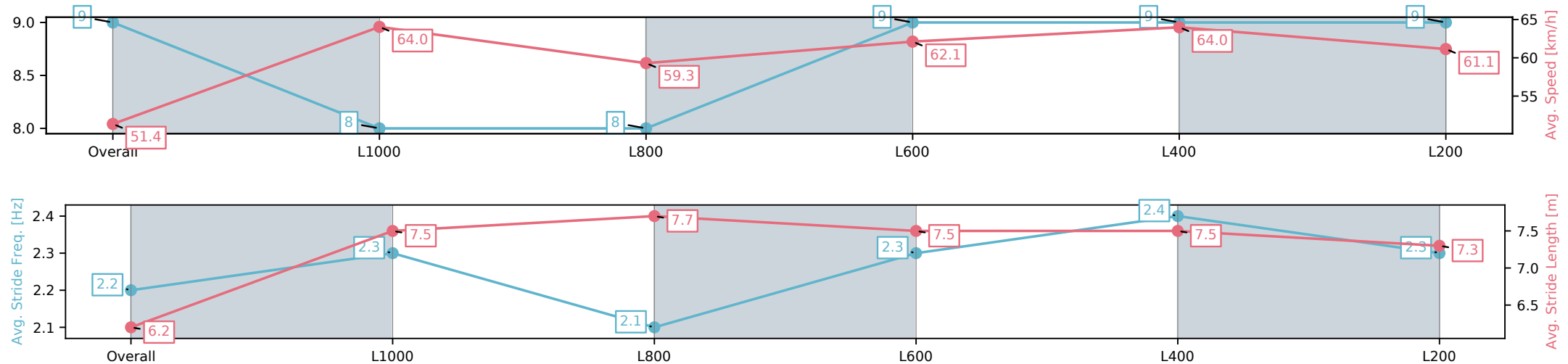
Race 3: Thomas Farms Maiden Plate - 1250m

20 September 2025 - 1:35PM

Track Rating: Good 4, Weather: Overcast, Rail Position: +5m Entire Sectional 606m



Section	Overall	L1000	L800	L600	L400	L200
Section Times	1:15.73[9] (0:17.59)	0:58.14[8] (0:11.28)	0:46.85[8] (0:12.14)	0:34.71[9] (0:11.68)	0:23.03[9] (0:11.28)	0:11.74[9] (0:11.74)
Average Speed [km/h]	51.4	64.0	59.3	62.1	64.0	61.1
Top Speed [km/h]	65.6	65.4	62.6	64.6	64.7	63.7
Avg. Dist. to Rail [m]	4.5	0.9	0.3	1.1	2.4	3.3
Avg. Stride Freq. [Hz]	2.2	2.3	2.1	2.3	2.4	2.3
Avg. Stride Length [m]	6.2	7.5	7.7	7.5	7.5	7.3



[ ] Ranking at each section and finish  
-:-:- No data available at this section  
NA No data available

Horse/Jockey Name	CITY PRO/Stephanie Lacy
Finish Rank	10
Fastest Section Time (Section)	0:11.36 (L800)
Top Speed [km/h] (Section)	66.1 (Overall)
Race State	Finished



Morphettville Parks-Professional-2025-09-20

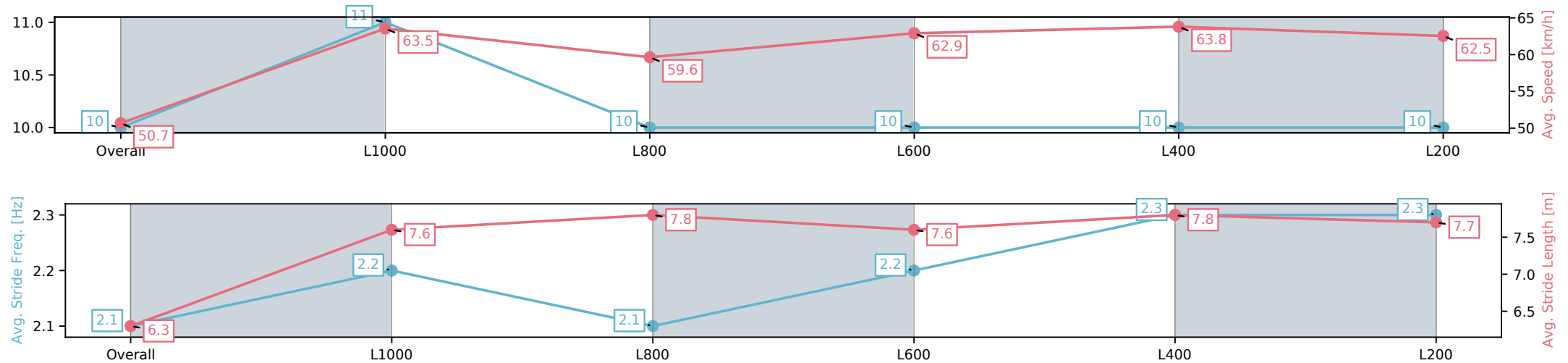
Race 3: Thomas Farms Maiden Plate - 1250m

20 September 2025 - 1:35PM

Track Rating: Good 4, Weather: Overcast, Rail Position: +5m Entire Sectional 606m



Section	Overall	L1000	L800	L600	L400	L200
Section Times	1:15.80[10] (0:17.78)	0:58.02[11] (0:11.36)	0:46.66[10] (0:12.08)	0:34.58[10] (0:11.67)	0:22.91[10] (0:11.37)	0:11.54[10] (0:11.54)
Average Speed [km/h]	50.7	63.5	59.6	62.9	63.8	62.5
Top Speed [km/h]	66.1	64.4	61.8	63.7	64.4	64.5
Avg. Dist. to Rail [m]	4.7	0.4	0.8	3.0	6.8	9.9
Avg. Stride Freq. [Hz]	2.1	2.2	2.1	2.2	2.3	2.3
Avg. Stride Length [m]	6.3	7.6	7.8	7.6	7.8	7.7



[ ] Ranking at each section and finish  
-:-:- No data available at this section  
NA No data available

Horse/Jockey Name	TAN TAT GOLD/Taylor Johnstone
Finish Rank	11
Fastest Section Time (Section)	0:11.28 (L0)
Top Speed [km/h] (Section)	65.0 (Overall)
Race State	Finished



Morphettville Parks-Professional-2025-09-20

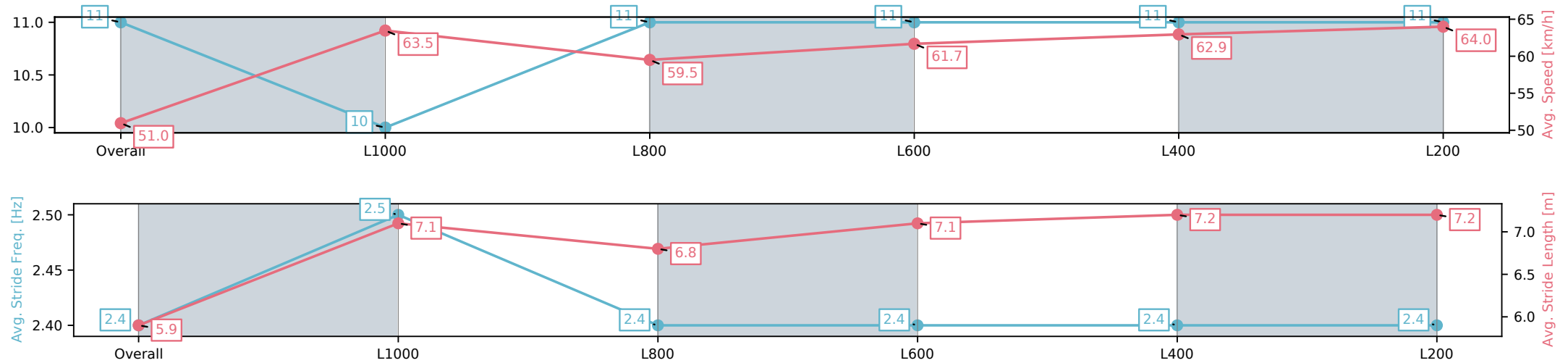
Race 3: Thomas Farms Maiden Plate - 1250m

20 September 2025 - 1:35PM

Track Rating: Good 4, Weather: Overcast, Rail Position: +5m Entire Sectional 606m



Section	Overall	L1000	L800	L600	L400	L200
Section Times	1:16.02[11] (0:17.72)	0:58.30[10] (0:11.52)	0:46.78[11] (0:12.14)	0:34.64[11] (0:11.88)	0:22.76[11] (0:11.48)	0:11.28[11] (0:11.28)
Average Speed [km/h]	51.0	63.5	59.5	61.7	62.9	64.0
Top Speed [km/h]	64.8	65.0	61.6	62.5	64.3	64.3
Avg. Dist. to Rail [m]	8.1	2.8	2.0	2.5	3.0	5.0
Avg. Stride Freq. [Hz]	2.4	2.5	2.4	2.4	2.4	2.4
Avg. Stride Length [m]	5.9	7.1	6.8	7.1	7.2	7.2



[ ] Ranking at each section and finish  
-:-:- No data available at this section  
NA No data available