



Morphettville Parks-Professional-2025-09-20  
Race 2: Sportsbet Jockey Watch Handicap - 1000m  
20 September 2025 - 12:57PM



Track Rating: Good 4, Weather: Overcast, Rail Position: +5m Entire Sectional 606m

Section  
Field Times

Section Field Times							Overall 0:57.65 (0:13.89)	L800 0:43.76 (0:10.44)	L600 0:33.33 (0:10.69)	L400 0:22.63 (0:10.97)	L200 0:11.67 (0:11.67)			
Position	#	Horse/Jockey	Barrier	Top Speed [km/h]	Fastest Section	First 400m							Margin	Distance Travelled From Winner [m]
1	5	MT NISEKO	4	69.8	0:10.47	0:24.40	0:57.65	0:43.72 [3]	0:33.25 [3]	0:22.56 [3]	0:11.63 [2]		0:57.65	
		Jason Holder		1000-800	800-600		(0:13.93)	(0:10.47)	(0:10.69)	(0:10.93)	(0:11.63)			
2	7	THE MAGISTRATE	2	69.8	0:10.45	0:24.33	0:57.66	0:43.78 [1]	0:33.33 [2]	0:22.65 [1]	0:11.68 [1]		0.04L	-3
		Jacob Opperman		1000-800	800-600		(0:13.88)	(0:10.45)	(0:10.68)	(0:10.97)	(0:11.68)			
3	8	STAR RAPPER	6	70.0	0:10.40	0:24.32	0:57.69	0:43.77 [2]	0:33.37 [1]	0:22.62 [2]	0:11.58 [3]		0.24L	+4
		Rose Hammond		1000-800	800-600		(0:13.92)	(0:10.40)	(0:10.75)	(0:11.04)	(0:11.57)			
4	4	GINGER SINNER	5	70.2	0:10.52	0:24.75	0:57.87	0:43.64 [6]	0:33.12 [6]	0:22.24 [7]	0:11.38 [6]		1.41L	+3
		Caitlin Tootell		1000-800	800-600		(0:14.23)	(0:10.52)	(0:10.88)	(0:10.86)	(0:11.38)			
5	6	NEXTONIXS	1	71.3	0:10.37	0:24.41	0:57.93	0:43.89 [4]	0:33.52 [4]	0:22.77 [4]	0:11.76 [4]		1.82L	-2
		Rochelle Milnes		1000-800	800-600		(0:14.04)	(0:10.37)	(0:10.75)	(0:11.01)	(0:11.76)			
6	9	MEG'S MAGIC	3	69.3	0:10.59	0:24.76	0:57.97	0:43.80 [5]	0:33.21 [7]	0:22.56 [5]	0:11.58 [5]		2.03L	-2
		Margaret Collett		1000-800	800-600		(0:14.17)	(0:10.59)	(0:10.65)	(0:10.98)	(0:11.57)			
7	3	LEFT TURN CLYDE	7	70.7	0:10.34	0:24.74	0:58.28	0:43.88 [7]	0:33.54 [5]	0:22.83 [6]	0:11.79 [7]		4.05L	+3
		Matthew Chadwick		1000-800	800-600		(0:14.40)	(0:10.34)	(0:10.71)	(0:11.04)	(0:11.79)			

Scratched: Martial Music (#1), Deepfloat Diva (#2)

Horse/Jockey Name	MT NISEKO/Jason Holder
Finish Rank	1
Fastest Section Time (Section)	0:10.47 (L800)
Top Speed [km/h] (Section)	69.8 (Overall)
Race State	Finished



Morphettville Parks-Professional-2025-09-20

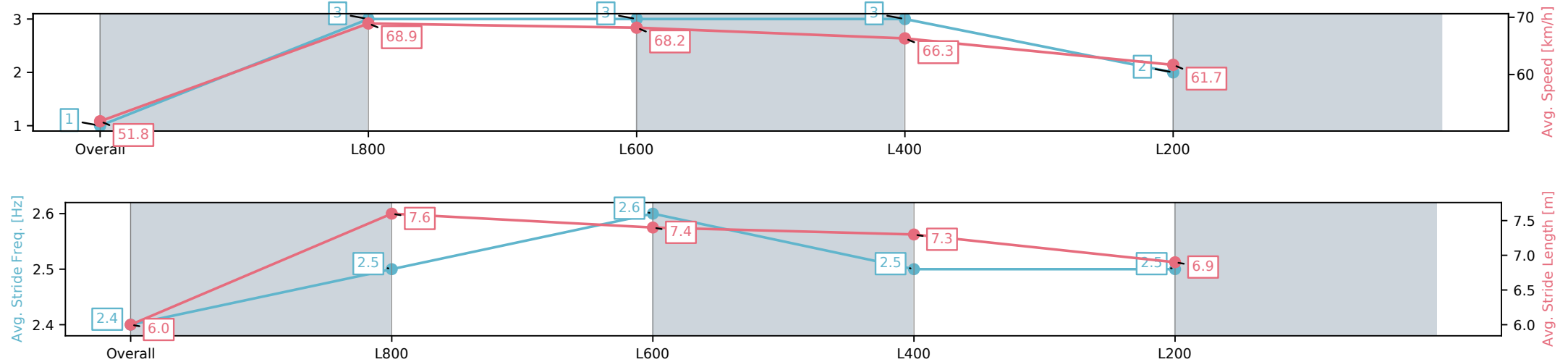
Race 2: Sportsbet Jockey Watch Handicap - 1000m

20 September 2025 - 12:57PM

Track Rating: Good 4, Weather: Overcast, Rail Position: +5m Entire Sectional 606m



Section	Overall	L800	L600	L400	L200
Section Times	0:57.65[1] (0:13.93)	0:43.72[3] (0:10.47)	0:33.25[3] (0:10.69)	0:22.56[3] (0:10.93)	0:11.63[2] (0:11.63)
Average Speed [km/h]	51.8	68.9	68.2	66.3	61.7
Top Speed [km/h]	69.2	69.8	69.6	68.8	64.7
Avg. Dist. to Rail [m]	5.3	1.8	1.9	3.0	3.9
Avg. Stride Freq. [Hz]	2.4	2.5	2.6	2.5	2.5
Avg. Stride Length [m]	6.0	7.6	7.4	7.3	6.9



[ ] Ranking at each section and finish  
-:-:- No data available at this section  
NA No data available

Horse/Jockey Name	THE MAGISTRATE/Jacob Opperman
Finish Rank	2
Fastest Section Time (Section)	0:10.45 (L800)
Top Speed [km/h] (Section)	69.8 (Overall)
Race State	Finished



Morphettville Parks-Professional-2025-09-20

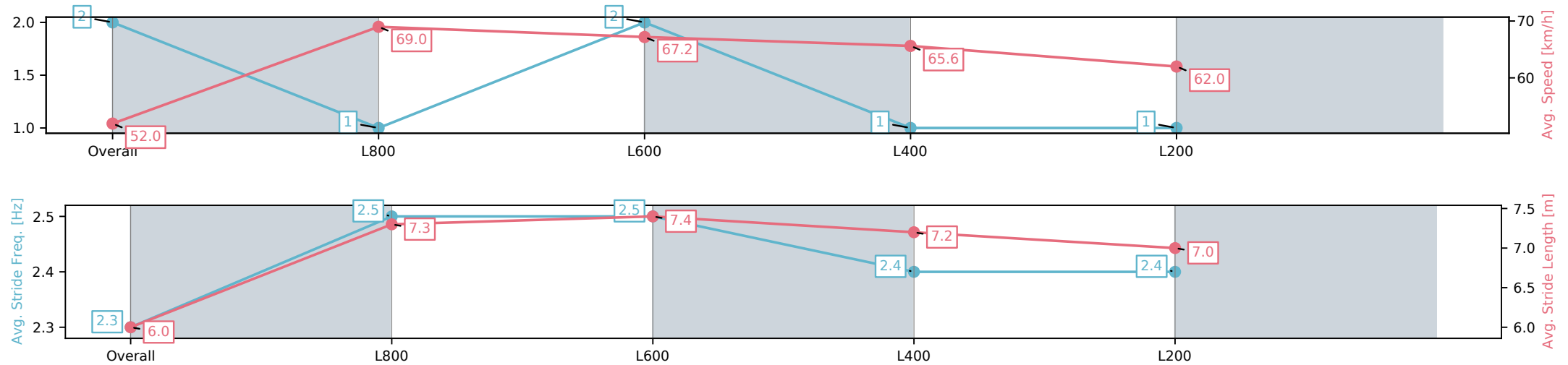
Race 2: Sportsbet Jockey Watch Handicap - 1000m

20 September 2025 - 12:57PM

Track Rating: Good 4, Weather: Overcast, Rail Position: +5m Entire Sectional 606m



Section	Overall	L800	L600	L400	L200
Section Times	0:57.66[2] (0:13.88)	0:43.78[1] (0:10.45)	0:33.33[2] (0:10.68)	0:22.65[1] (0:10.97)	0:11.68[1] (0:11.68)
Average Speed [km/h]	52.0	69.0	67.2	65.6	62.0
Top Speed [km/h]	68.5	69.8	68.2	68.3	64.1
Avg. Dist. to Rail [m]	3.4	0.8	0.7	1.1	1.2
Avg. Stride Freq. [Hz]	2.3	2.5	2.5	2.4	2.4
Avg. Stride Length [m]	6.0	7.3	7.4	7.2	7.0



[ ] Ranking at each section and finish  
-:-:- No data available at this section  
NA No data available

Horse/Jockey Name	STAR RAPPER/Rose Hammond
Finish Rank	3
Fastest Section Time (Section)	0:10.40 (L800)
Top Speed [km/h] (Section)	70.0 (Overall)
Race State	Finished



Morphettville Parks-Professional-2025-09-20

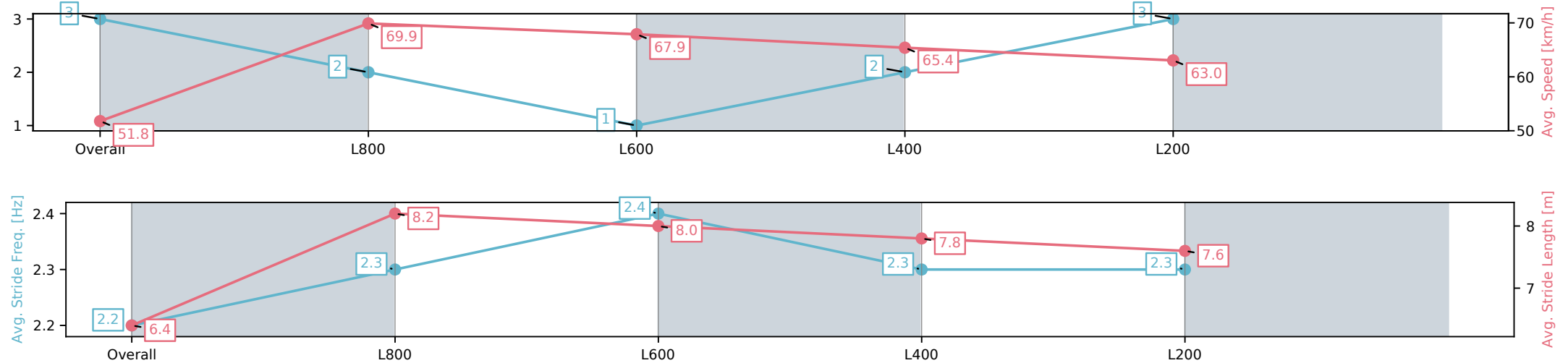
Race 2: Sportsbet Jockey Watch Handicap - 1000m

20 September 2025 - 12:57PM

Track Rating: Good 4, Weather: Overcast, Rail Position: +5m Entire Sectional 606m



Section	Overall	L800	L600	L400	L200
Section Times	0:57.69[3] (0:13.92)	0:43.77[2] (0:10.40)	0:33.37[1] (0:10.75)	0:22.62[2] (0:11.04)	0:11.58[3] (0:11.57)
Average Speed [km/h]	51.8	69.9	67.9	65.4	63.0
Top Speed [km/h]	68.9	70.0	69.3	66.4	65.2
Avg. Dist. to Rail [m]	7.4	3.6	2.8	2.1	5.1
Avg. Stride Freq. [Hz]	2.2	2.3	2.4	2.3	2.3
Avg. Stride Length [m]	6.4	8.2	8.0	7.8	7.6



[ ] Ranking at each section and finish  
-:-:- No data available at this section  
NA No data available

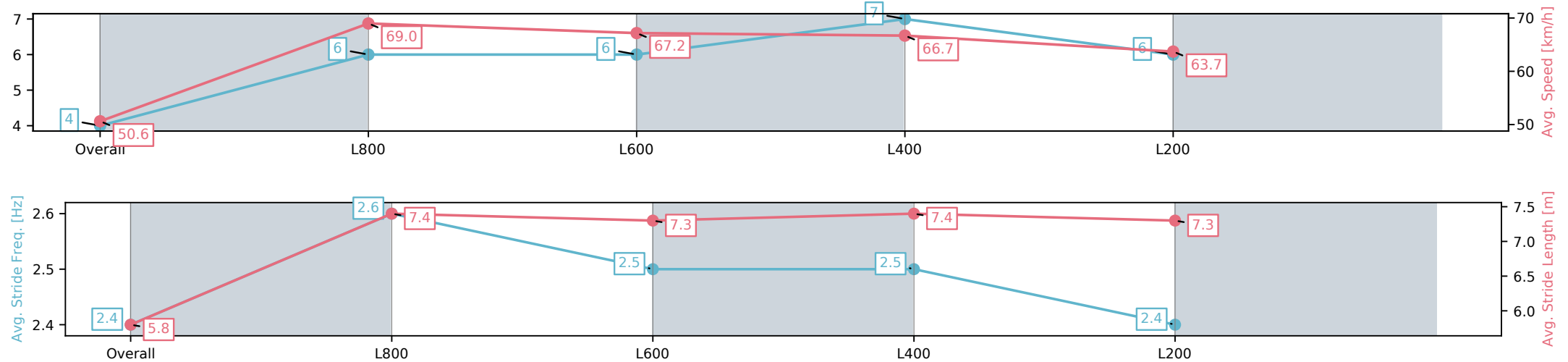
Horse/Jockey Name	GINGER SINNER/Caitlin Tootell
Finish Rank	4
Fastest Section Time (Section)	0:10.52 (L800)
Top Speed [km/h] (Section)	70.2 (Overall)
Race State	Finished



Morphettville Parks-Professional-2025-09-20  
Race 2: Sportsbet Jockey Watch Handicap - 1000m  
20 September 2025 - 12:57PM  
Track Rating: Good 4, Weather: Overcast, Rail Position: +5m Entire  
Sectional 606m



Section	Overall	L800	L600	L400	L200
Section Times	0:57.87[4] (0:14.23)	0:43.64[6] (0:10.52)	0:33.12[6] (0:10.88)	0:22.24[7] (0:10.86)	0:11.38[6] (0:11.38)
Average Speed [km/h]	50.6	69.0	67.2	66.7	63.7
Top Speed [km/h]	68.4	70.2	68.2	68.2	65.9
Avg. Dist. to Rail [m]	6.0	2.2	2.5	3.3	2.5
Avg. Stride Freq. [Hz]	2.4	2.6	2.5	2.5	2.4
Avg. Stride Length [m]	5.8	7.4	7.3	7.4	7.3



[ ] Ranking at each section and finish  
-:-:- No data available at this section  
NA No data available

Horse/Jockey Name	NEXTONIXS/Rochelle Milnes
Finish Rank	5
Fastest Section Time (Section)	0:10.37 (L800)
Top Speed [km/h] (Section)	71.3 (Overall)
Race State	Finished



Morphettville Parks-Professional-2025-09-20

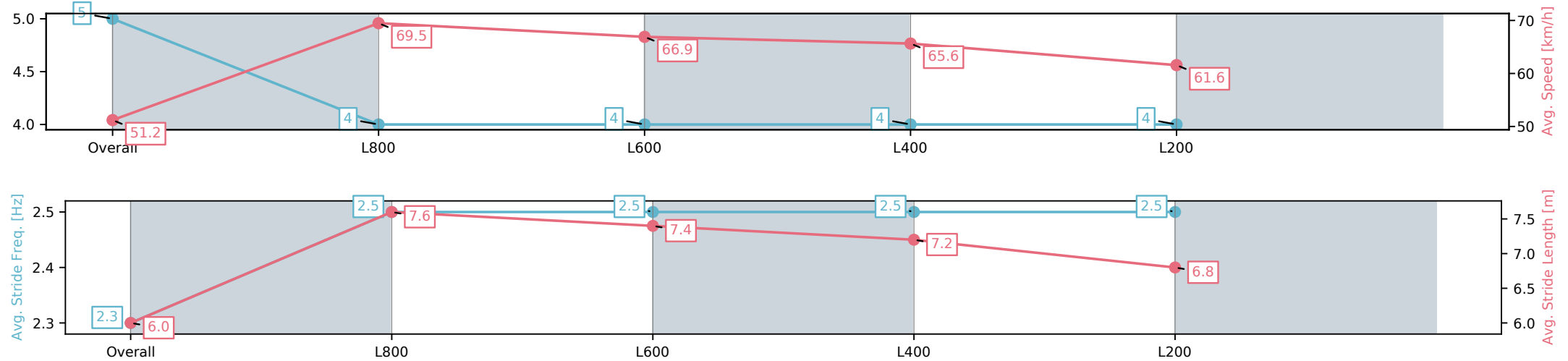
Race 2: Sportsbet Jockey Watch Handicap - 1000m

20 September 2025 - 12:57PM

Track Rating: Good 4, Weather: Overcast, Rail Position: +5m Entire  
Sectional 606m



Section	Overall	L800	L600	L400	L200
Section Times	0:57.93[5] (0:14.04)	0:43.89[4] (0:10.37)	0:33.52[4] (0:10.75)	0:22.77[4] (0:11.01)	0:11.76[4] (0:11.76)
Average Speed [km/h]	51.2	69.5	66.9	65.6	61.6
Top Speed [km/h]	68.8	71.3	67.9	66.7	64.1
Avg. Dist. to Rail [m]	1.9	0.2	0.2	0.7	2.1
Avg. Stride Freq. [Hz]	2.3	2.5	2.5	2.5	2.5
Avg. Stride Length [m]	6.0	7.6	7.4	7.2	6.8



- [ ] Ranking at each section and finish
- :-:- No data available at this section
- NA No data available

Horse/Jockey Name	MEG'S MAGIC/Margaret Collett
Finish Rank	6
Fastest Section Time (Section)	0:10.59 (L800)
Top Speed [km/h] (Section)	69.3 (Overall)
Race State	Finished



Morphettville Parks-Professional-2025-09-20

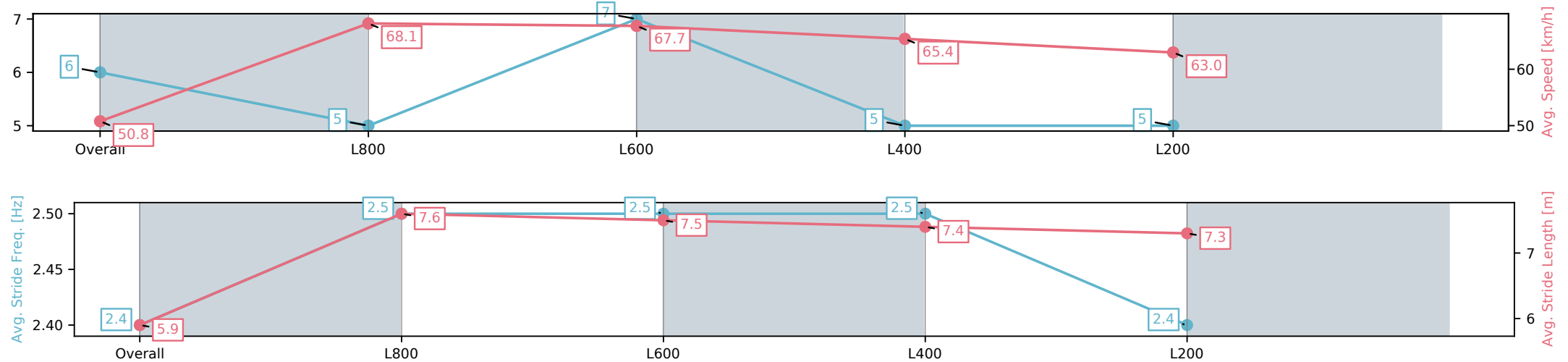
Race 2: Sportsbet Jockey Watch Handicap - 1000m

20 September 2025 - 12:57PM

Track Rating: Good 4, Weather: Overcast, Rail Position: +5m Entire  
Sectional 606m



Section	Overall	L800	L600	L400	L200
Section Times	0:57.97[6] (0:14.17)	0:43.80[5] (0:10.59)	0:33.21[7] (0:10.65)	0:22.56[5] (0:10.98)	0:11.58[5] (0:11.57)
Average Speed [km/h]	50.8	68.1	67.7	65.4	63.0
Top Speed [km/h]	68.9	69.3	68.6	67.0	64.8
Avg. Dist. to Rail [m]	4.2	1.3	0.4	0.9	4.1
Avg. Stride Freq. [Hz]	2.4	2.5	2.5	2.5	2.4
Avg. Stride Length [m]	5.9	7.6	7.5	7.4	7.3



[ ] Ranking at each section and finish  
-:-:- No data available at this section  
NA No data available

Horse/Jockey Name	LEFT TURN CLYDE/Matthew Chadwick
Finish Rank	7
Fastest Section Time (Section)	0:10.34 (L800)
Top Speed [km/h] (Section)	70.7 (Overall)
Race State	Finished



Morphettville Parks-Professional-2025-09-20

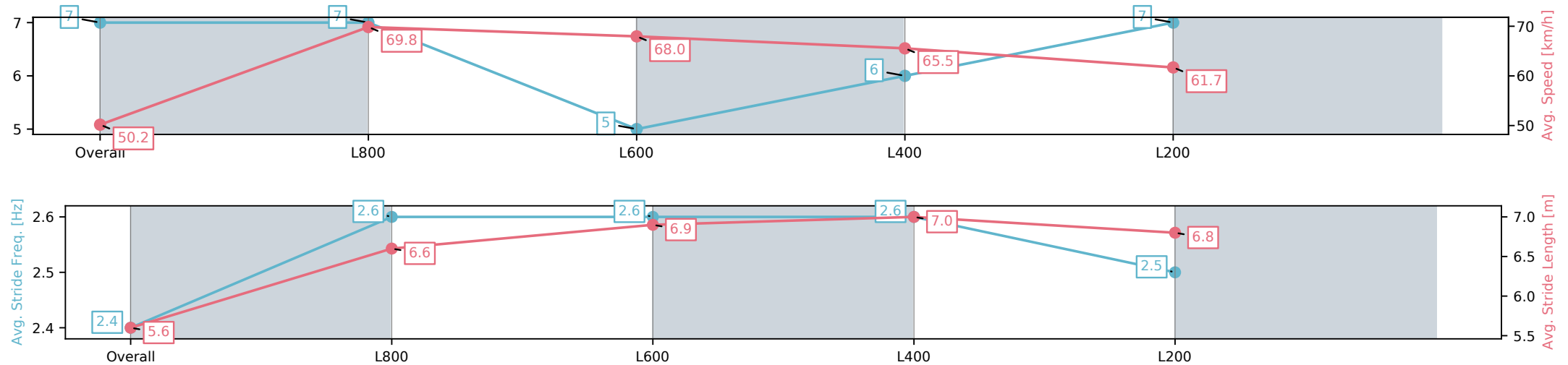
Race 2: Sportsbet Jockey Watch Handicap - 1000m

20 September 2025 - 12:57PM

Track Rating: Good 4, Weather: Overcast, Rail Position: +5m Entire Sectional 606m



Section	Overall	L800	L600	L400	L200
Section Times	0:58.28[7] (0:14.40)	0:43.88[7] (0:10.34)	0:33.54[5] (0:10.71)	0:22.83[6] (0:11.04)	0:11.79[7] (0:11.79)
Average Speed [km/h]	50.2	69.8	68.0	65.5	61.7
Top Speed [km/h]	70.0	70.7	69.0	66.9	64.4
Avg. Dist. to Rail [m]	7.2	2.5	1.7	3.2	6.5
Avg. Stride Freq. [Hz]	2.4	2.6	2.6	2.6	2.5
Avg. Stride Length [m]	5.6	6.6	6.9	7.0	6.8



[ ] Ranking at each section and finish  
-:-:- No data available at this section  
NA No data available