



Morphettville Parks-Professional-2025-09-20

Race 1: AIG Security Handicap - 1250m

20 September 2025 - 12:23PM

Track Rating: Good 4, Weather: Overcast, Rail Position: +5m Entire Sectional 606m



Section Field Times							Overall	L1000	L800	L600	L400	L200		
							1:13.61 (0:17.06)	0:56.56 (0:11.02)	0:45.54 (0:11.16)	0:34.38 (0:11.31)	0:23.07 (0:11.23)	0:11.84 (0:11.84)		
Position	#	Horse/Jockey	Barrier	Top Speed [km/h]	Fastest Section	First 400m							Margin	Distance Travelled From Winner [m]
1	2	NAVAL ACADEMY	7	67.7	0:11.03	0:25.27	1:13.61	0:56.56 [1]	0:45.53 [2]	0:34.31 [2]	0:23.02 [2]	0:11.84 [1]	1:13.61	
		Taylor Johnstone		1400-1200	1000-800		(0:17.05)	(0:11.03)	(0:11.22)	(0:11.28)	(0:11.18)	(0:11.84)		
2	5	CLARENCE	4	66.2	0:11.07	0:25.54	1:13.63	0:56.36 [5]	0:45.29 [4]	0:34.13 [5]	0:22.76 [5]	0:11.61 [3]	0.11L	+0
		Kayla Crowther		1400-1200	1000-800		(0:17.27)	(0:11.07)	(0:11.16)	(0:11.37)	(0:11.15)	(0:11.61)		
3	7	SACHEM	3	65.9	0:11.15	0:26.05	1:14.00	0:56.33 [6]	0:45.18 [6]	0:33.94 [6]	0:22.69 [6]	0:11.52 [6]	2.49L	-2
		Rochelle Milnes		1400-1200	1000-800		(0:17.67)	(0:11.15)	(0:11.24)	(0:11.25)	(0:11.17)	(0:11.52)		
4	4	UNDER AND OVER	2	66.3	0:11.10	0:25.65	1:14.05	0:56.84 [4]	0:45.66 [5]	0:34.56 [4]	0:23.34 [3]	0:12.14 [2]	2.84L	-2
		Jason Holder		1200-1000	800-600		(0:17.21)	(0:11.18)	(0:11.10)	(0:11.22)	(0:11.20)	(0:12.14)		
5	3	JILLADORA	5	67.2	0:11.12	0:25.46	1:14.25	0:57.11 [3]	0:45.99 [3]	0:34.81 [3]	0:23.54 [4]	0:12.14 [5]	4.17L	+1
		Alysha Warren		1400-1200	1000-800		(0:17.14)	(0:11.12)	(0:11.18)	(0:11.27)	(0:11.40)	(0:12.14)		
6	6	HOT STRUT	6	66.3	0:11.02	0:25.21	1:14.34	0:57.29 [2]	0:46.27 [1]	0:35.11 [1]	0:23.80 [1]	0:12.24 [4]	4.7L	-2
		Margaret Collett		1400-1200	1000-800		(0:17.05)	(0:11.02)	(0:11.16)	(0:11.31)	(0:11.56)	(0:12.24)		
7	8	WARRANTYTE ROAD	1	65.0	0:11.28	0:26.25	1:15.85	0:58.08 [7]	0:46.79 [7]	0:35.45 [7]	0:23.77 [7]	0:12.05 [7]	14.53L	-3
		Caitlin Tootell		1400-1200	1000-800		(0:17.77)	(0:11.28)	(0:11.34)	(0:11.68)	(0:11.72)	(0:12.05)		

Scratched: Kiko (#1)

Horse/Jockey Name	NAVAL ACADEMY/Taylor Johnstone
Finish Rank	1
Fastest Section Time (Section)	0:11.03 (L800)
Top Speed [km/h] (Section)	67.7 (Overall)
Race State	Finished



Morphettville Parks-Professional-2025-09-20

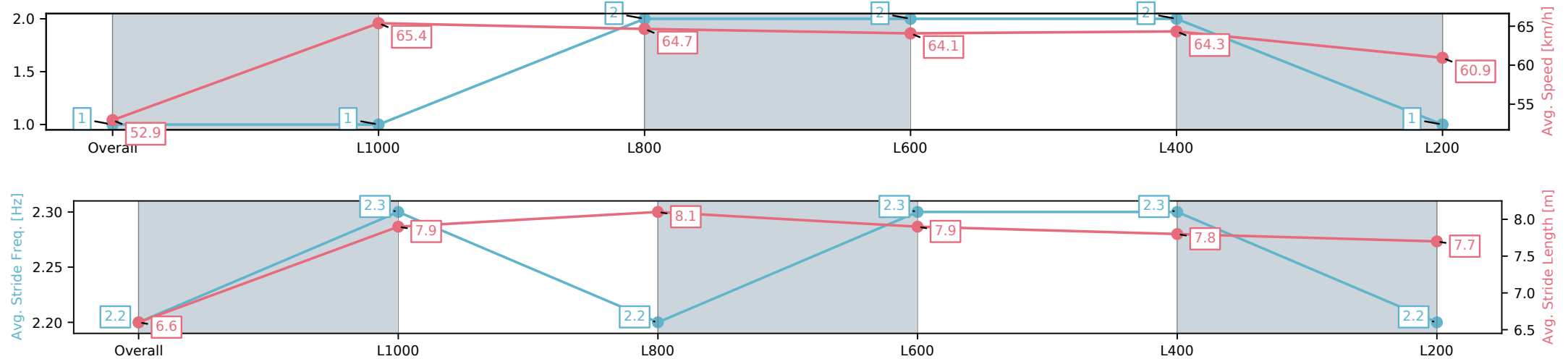
Race 1: AIG Security Handicap - 1250m

20 September 2025 - 12:23PM

Track Rating: Good 4, Weather: Overcast, Rail Position: +5m Entire Sectional 606m



Section	Overall	L1000	L800	L600	L400	L200
Section Times	1:13.61[1] (0:17.05)	0:56.56[1] (0:11.03)	0:45.53[2] (0:11.22)	0:34.31[2] (0:11.28)	0:23.02[2] (0:11.18)	0:11.84[1] (0:11.84)
Average Speed [km/h]	52.9	65.4	64.7	64.1	64.3	60.9
Top Speed [km/h]	65.9	67.7	65.3	65.5	65.8	63.1
Avg. Dist. to Rail [m]	3.7	1.0	1.9	0.8	1.4	2.2
Avg. Stride Freq. [Hz]	2.2	2.3	2.2	2.3	2.3	2.2
Avg. Stride Length [m]	6.6	7.9	8.1	7.9	7.8	7.7



[] Ranking at each section and finish
-:-:- No data available at this section
NA No data available

Horse/Jockey Name	CLARENCE/Kayla Crowther
Finish Rank	2
Fastest Section Time (Section)	0:11.07 (L800)
Top Speed [km/h] (Section)	66.2 (Overall)
Race State	Finished



Morphettville Parks-Professional-2025-09-20

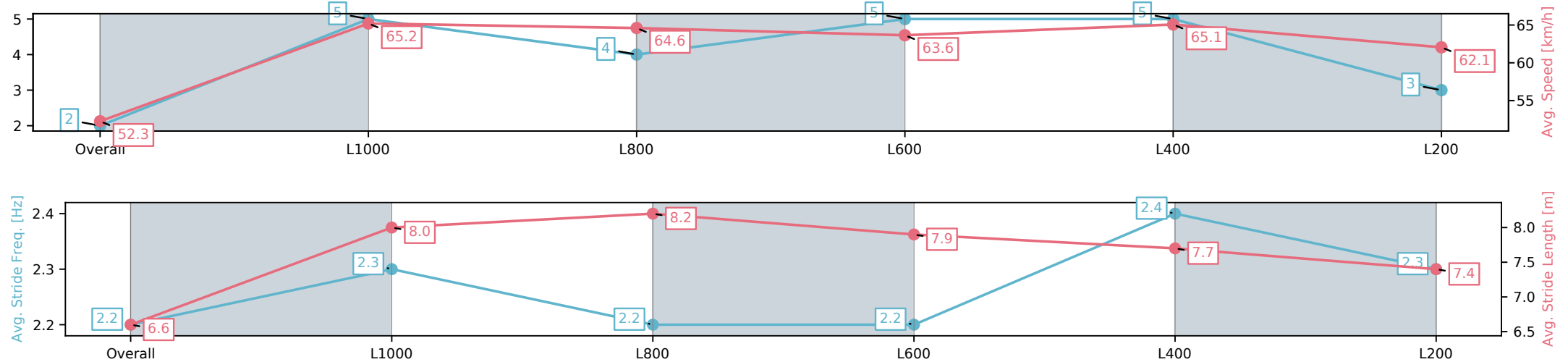
Race 1: AIG Security Handicap - 1250m

20 September 2025 - 12:23PM

Track Rating: Good 4, Weather: Overcast, Rail Position: +5m Entire Sectional 606m



Section	Overall	L1000	L800	L600	L400	L200
Section Times	1:13.63[2] (0:17.27)	0:56.36[5] (0:11.07)	0:45.29[4] (0:11.16)	0:34.13[5] (0:11.37)	0:22.76[5] (0:11.15)	0:11.61[3] (0:11.61)
Average Speed [km/h]	52.3	65.2	64.6	63.6	65.1	62.1
Top Speed [km/h]	66.2	65.9	65.5	64.9	65.5	64.5
Avg. Dist. to Rail [m]	2.7	0.7	0.5	1.5	4.9	4.1
Avg. Stride Freq. [Hz]	2.2	2.3	2.2	2.2	2.4	2.3
Avg. Stride Length [m]	6.6	8.0	8.2	7.9	7.7	7.4



[] Ranking at each section and finish
-:-:- No data available at this section
NA No data available

Horse/Jockey Name	SACHEM/Rochelle Milnes
Finish Rank	3
Fastest Section Time (Section)	0:11.15 (L800)
Top Speed [km/h] (Section)	65.9 (Overall)
Race State	Finished



Morphettville Parks-Professional-2025-09-20

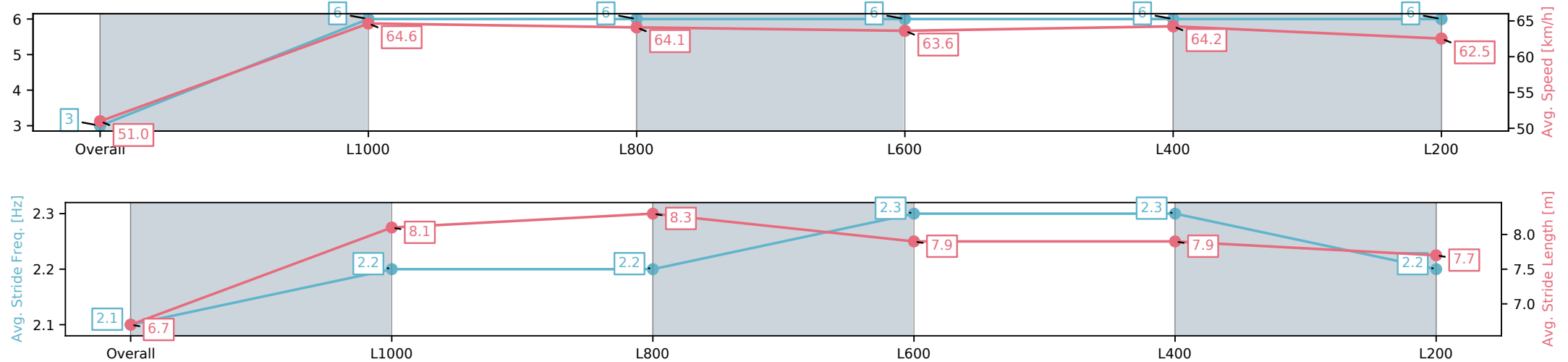
Race 1: AIG Security Handicap - 1250m

20 September 2025 - 12:23PM

Track Rating: Good 4, Weather: Overcast, Rail Position: +5m Entire Sectional 606m



Section	Overall	L1000	L800	L600	L400	L200
Section Times	1:14.00[3] (0:17.67)	0:56.33[6] (0:11.15)	0:45.18[6] (0:11.24)	0:33.94[6] (0:11.25)	0:22.69[6] (0:11.17)	0:11.52[6] (0:11.52)
Average Speed [km/h]	51.0	64.6	64.1	63.6	64.2	62.5
Top Speed [km/h]	65.2	65.9	65.8	64.5	64.9	64.3
Avg. Dist. to Rail [m]	2.0	0.5	0.7	1.0	1.0	2.2
Avg. Stride Freq. [Hz]	2.1	2.2	2.2	2.3	2.3	2.2
Avg. Stride Length [m]	6.7	8.1	8.3	7.9	7.9	7.7



[] Ranking at each section and finish
-:-:- No data available at this section
NA No data available

Horse/Jockey Name	UNDER AND OVER/Jason Holder
Finish Rank	4
Fastest Section Time (Section)	0:11.10 (L600)
Top Speed [km/h] (Section)	66.3 (L1000)
Race State	Finished



Morphettville Parks-Professional-2025-09-20

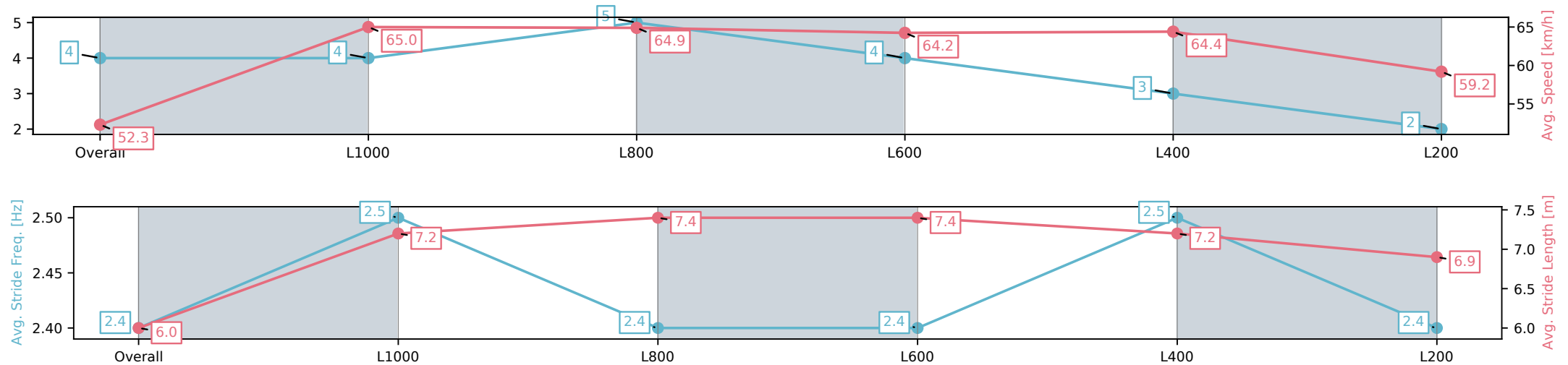
Race 1: AIG Security Handicap - 1250m

20 September 2025 - 12:23PM

Track Rating: Good 4, Weather: Overcast, Rail Position: +5m Entire Sectional 606m



Section	Overall	L1000	L800	L600	L400	L200
Section Times	1:14.05[4] (0:17.21)	0:56.84[4] (0:11.18)	0:45.66[5] (0:11.10)	0:34.56[4] (0:11.22)	0:23.34[3] (0:11.20)	0:12.14[2] (0:12.14)
Average Speed [km/h]	52.3	65.0	64.9	64.2	64.4	59.2
Top Speed [km/h]	65.5	66.2	66.3	65.6	65.5	62.4
Avg. Dist. to Rail [m]	1.7	1.3	0.3	0.1	1.7	4.5
Avg. Stride Freq. [Hz]	2.4	2.5	2.4	2.4	2.5	2.4
Avg. Stride Length [m]	6.0	7.2	7.4	7.4	7.2	6.9



[] Ranking at each section and finish
-:-:- No data available at this section
NA No data available

Horse/Jockey Name	JILLADORA/Alysha Warren
Finish Rank	5
Fastest Section Time (Section)	0:11.12 (L800)
Top Speed [km/h] (Section)	67.2 (Overall)
Race State	Finished



Morphettville Parks-Professional-2025-09-20

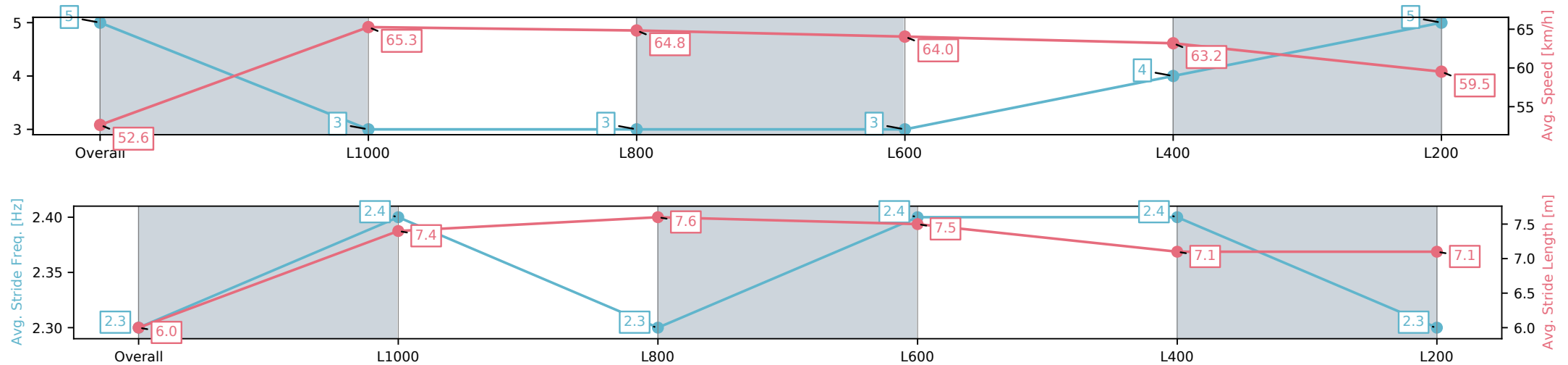
Race 1: AIG Security Handicap - 1250m

20 September 2025 - 12:23PM

Track Rating: Good 4, Weather: Overcast, Rail Position: +5m Entire Sectional 606m



Section	Overall	L1000	L800	L600	L400	L200
Section Times	1:14.25[5] (0:17.14)	0:57.11[3] (0:11.12)	0:45.99[3] (0:11.18)	0:34.81[3] (0:11.27)	0:23.54[4] (0:11.40)	0:12.14[5] (0:12.14)
Average Speed [km/h]	52.6	65.3	64.8	64.0	63.2	59.5
Top Speed [km/h]	67.2	66.8	66.1	64.8	64.7	60.9
Avg. Dist. to Rail [m]	3.4	2.4	2.0	0.8	1.7	3.5
Avg. Stride Freq. [Hz]	2.3	2.4	2.3	2.4	2.4	2.3
Avg. Stride Length [m]	6.0	7.4	7.6	7.5	7.1	7.1



[] Ranking at each section and finish
-:-:- No data available at this section
NA No data available

Horse/Jockey Name	HOT STRUT/Margaret Collett
Finish Rank	6
Fastest Section Time (Section)	0:11.02 (L800)
Top Speed [km/h] (Section)	66.3 (Overall)
Race State	Finished



Morphettville Parks-Professional-2025-09-20

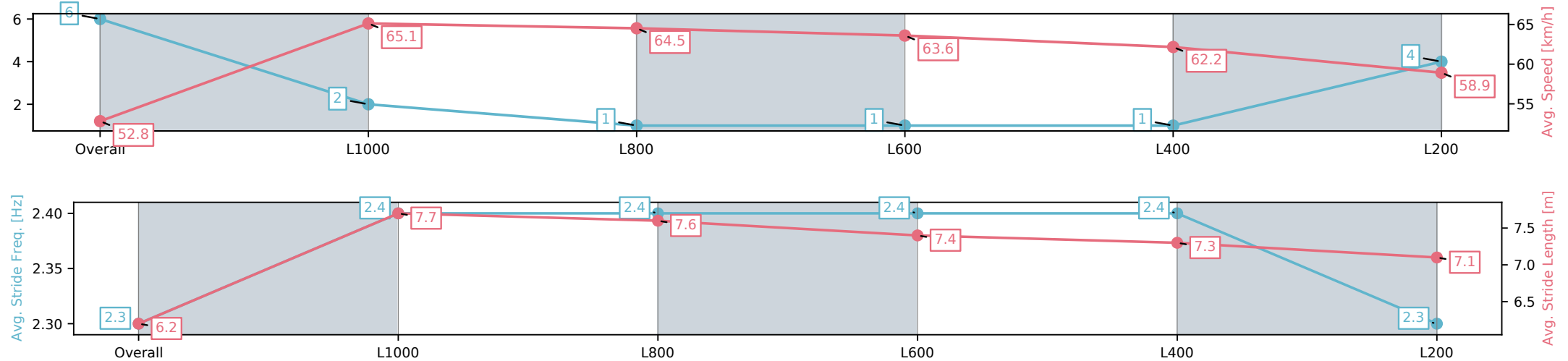
Race 1: AIG Security Handicap - 1250m

20 September 2025 - 12:23PM

Track Rating: Good 4, Weather: Overcast, Rail Position: +5m Entire Sectional 606m



Section	Overall	L1000	L800	L600	L400	L200
Section Times	1:14.34[6] (0:17.05)	0:57.29[2] (0:11.02)	0:46.27[1] (0:11.16)	0:35.11[1] (0:11.31)	0:23.80[1] (0:11.56)	0:12.24[4] (0:12.24)
Average Speed [km/h]	52.8	65.1	64.5	63.6	62.2	58.9
Top Speed [km/h]	66.0	66.3	65.2	64.6	63.4	60.6
Avg. Dist. to Rail [m]	2.7	0.9	0.4	0.3	0.3	0.9
Avg. Stride Freq. [Hz]	2.3	2.4	2.4	2.4	2.4	2.3
Avg. Stride Length [m]	6.2	7.7	7.6	7.4	7.3	7.1



[] Ranking at each section and finish
-:-:- No data available at this section
NA No data available

Horse/Jockey Name	WARRANTYTE ROAD/Caitlin Tootell
Finish Rank	7
Fastest Section Time (Section)	0:11.28 (L800)
Top Speed [km/h] (Section)	65.0 (Overall)
Race State	Finished



Morphettville Parks-Professional-2025-09-20

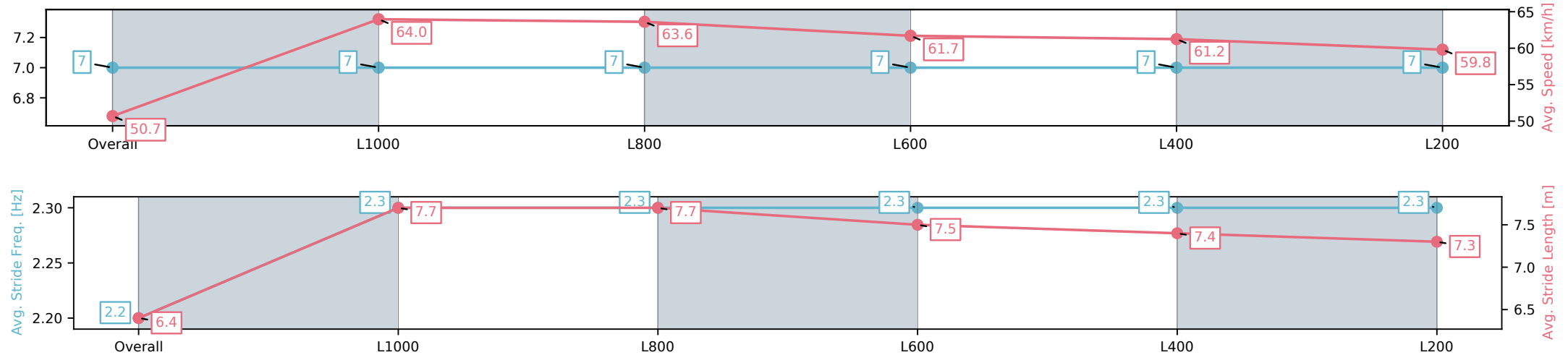
Race 1: AIG Security Handicap - 1250m

20 September 2025 - 12:23PM

Track Rating: Good 4, Weather: Overcast, Rail Position: +5m Entire Sectional 606m



Section	Overall	L1000	L800	L600	L400	L200
Section Times	1:15.85[7] (0:17.77)	0:58.08[7] (0:11.28)	0:46.79[7] (0:11.34)	0:35.45[7] (0:11.68)	0:23.77[7] (0:11.72)	0:12.05[7] (0:12.05)
Average Speed [km/h]	50.7	64.0	63.6	61.7	61.2	59.8
Top Speed [km/h]	64.4	65.0	63.9	62.8	62.0	61.2
Avg. Dist. to Rail [m]	1.6	0.8	0.7	0.2	0.8	1.1
Avg. Stride Freq. [Hz]	2.2	2.3	2.3	2.3	2.3	2.3
Avg. Stride Length [m]	6.4	7.7	7.7	7.5	7.4	7.3



[] Ranking at each section and finish
-:-:- No data available at this section
NA No data available