



Morphettville-Professional-2025-09-13
Race 8: Sportsbet W H Wylie Handicap - 1100m
13 September 2025 - 4:39PM



Track Rating: Good 4, Weather: Fine, Rail Position: +13m 1200m-W/Post, +9m Remainder,
Sectional 617 Metres

Section
Field Times

Overall
1:03.47
(0:08.24)

L1000
0:55.23
(0:10.75)

L800
0:44.48
(0:11.04)

L600
0:33.44
(0:11.28)

L400
0:22.14
(0:10.95)

L200
0:11.19
(0:11.19)

Position	#	Horse/Jockey	Barrier	Top Speed [km/h]	Fastest Section	First 400m	Overall	L1000	L800	L600	L400	L200	Margin	Distance Travelled From Winner [m]
1	6	WATCHME WIN	8	69.2	0:10.69	0:24.92	1:03.47	0:54.93 [5]	0:44.06 [5]	0:33.07 [5]	0:21.89 [4]	0:11.20 [1]	1:03.47	
		Jason Holder		600-400	400-200		(0:08.54)	(0:10.87)	(0:10.99)	(0:11.18)	(0:10.69)	(0:11.20)		
2	5	FANCIFY	10	69.4	0:10.71	0:24.65	1:03.58	0:55.14 [4]	0:44.43 [2]	0:33.33 [2]	0:22.07 [3]	0:11.26 [3]	0.76L	-1
		Todd Pannell		1200-1000	1000-800		(0:08.44)	(0:10.71)	(0:11.10)	(0:11.26)	(0:10.81)	(0:11.26)		
3	3	AVIATRESS	11	69.0	0:10.66	0:25.25	1:03.71	0:55.12 [8]	0:43.99 [9]	0:32.87 [9]	0:21.74 [9]	0:11.08 [7]	1.64L	+0
		Jake Toeroek		600-400	400-200		(0:08.59)	(0:11.13)	(0:11.12)	(0:11.13)	(0:10.66)	(0:11.08)		
4	9	DON'T HOPE DO	3	67.1	0:10.84	0:24.71	1:03.77	0:55.53 [1]	0:44.55 [3]	0:33.45 [3]	0:22.30 [2]	0:11.46 [2]	2.04L	-5
		Jett Stanley		600-400	400-200		(0:08.24)	(0:10.98)	(0:11.10)	(0:11.15)	(0:10.84)	(0:11.46)		
5	15	PRAIRIE FLOWER	13	70.6	0:10.47	0:25.69	1:03.86	0:54.86 [12]	0:43.74 [13]	0:32.65 [13]	0:21.47 [13]	0:11.00 [9]	2.62L	+1
		Kayla Crowther		600-400	400-200		(0:09.00)	(0:11.12)	(0:11.09)	(0:11.18)	(0:10.47)	(0:11.00)		
6	4	PRESS DOWN	7	68.7	0:10.78	0:24.72	1:03.90	0:55.49 [3]	0:44.63 [4]	0:33.52 [4]	0:22.32 [5]	0:11.54 [5]	2.9L	-3
		Neil Farley		1200-1000	400-200		(0:08.41)	(0:10.86)	(0:11.11)	(0:11.20)	(0:10.78)	(0:11.54)		
7	8	SIXTEEN REASONS	4	67.6	0:10.90	0:24.94	1:04.07	0:55.51 [6]	0:44.58 [6]	0:33.57 [6]	0:22.36 [6]	0:11.46 [6]	4.05L	-2
		Rochelle Milnes		600-400	400-200		(0:08.56)	(0:10.93)	(0:11.01)	(0:11.21)	(0:10.90)	(0:11.46)		
8	13	DUAL PRESSURE	6	67.4	0:10.91	0:25.19	1:04.13	0:55.47 [9]	0:44.51 [8]	0:33.44 [8]	0:22.25 [7]	0:11.34 [8]	4.5L	-1
		Matthew Chadwick		400-200	400-200		(0:08.66)	(0:10.96)	(0:11.07)	(0:11.19)	(0:10.91)	(0:11.34)		
9	7	MY KHALIFA	12	68.7	0:10.76	0:25.51	1:04.20	0:55.19 [13]	0:44.18 [12]	0:33.16 [11]	0:21.96 [12]	0:11.20 [12]	4.93L	+1
		Alana Livesey		600-400	400-200		(0:09.01)	(0:11.01)	(0:11.02)	(0:11.20)	(0:10.76)	(0:11.20)		
10	11	SUPER ALANA	9	68.2	0:10.74	0:24.51	1:04.22	0:55.98 [2]	0:45.24 [1]	0:34.19 [1]	0:22.90 [1]	0:11.88 [4]	5.08L	-2
		Alana Kelly		1200-1000	1000-800		(0:08.24)	(0:10.74)	(0:11.05)	(0:11.28)	(0:11.02)	(0:11.88)		

Scratched: Recommendation (#1), Kiko (#10)

Report Created: Sat 13 September 2025 17:24:24 GMT+10 (Note: Timing is based on positional data)

Page 1/15

[] Position in running at each section and finish
-:-:- No data available at this section
NA No data available
Background shading for fastest section

Saddle cloth number
DNF Did not finish
DNT Did not track



Morphettville-Professional-2025-09-13
Race 8: Sportsbet W H Wylie Handicap - 1100m
13 September 2025 - 4:39PM



Track Rating: Good 4, Weather: Fine, Rail Position: +13m 1200m-W/Post, +9m Remainder,
Sectional 617 Metres

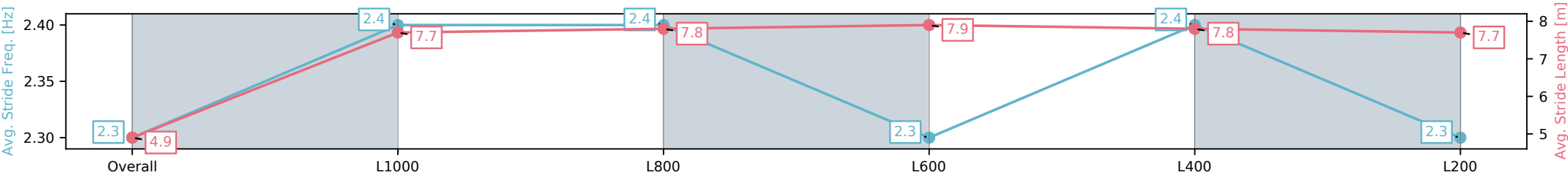

Section Field Times							Overall	L1000	L800	L600	L400	L200		
							1:03.47 (0:08.24)	0:55.23 (0:10.75)	0:44.48 (0:11.04)	0:33.44 (0:11.28)	0:22.14 (0:10.95)	0:11.19 (0:11.19)		
Position	#	Horse/Jockey	Barrier	Top Speed [km/h]	Fastest Section	First 400m							Margin	Distance Travelled From Winner [m]
11	12	HAJRA	2	69.2	0:10.72	0:25.51	1:04.33	0:55.59 [10]	0:44.39 [11]	0:33.25 [12]	0:22.15 [11]	0:11.43 [11]	5.84L	-5
		Ben Price		600-400	400-200		(0:08.74)	(0:11.20)	(0:11.14)	(0:11.10)	(0:10.72)	(0:11.43)		
12	14	HALLIWELL	5	68.7	0:10.94	0:25.33	1:04.46	0:55.61 [11]	0:44.67 [10]	0:33.58 [10]	0:22.37 [10]	0:11.39 [13]	6.71L	-3
		Jessica Tzaferis		1200-1000	1000-800		(0:08.85)	(0:10.94)	(0:11.09)	(0:11.21)	(0:10.98)	(0:11.39)		
13	2	GOLDRUSH GURU	1	66.8	0:10.96	0:25.16	1:04.53	0:55.95 [7]	0:44.99 [7]	0:33.89 [7]	0:22.64 [8]	0:11.66 [10]	7.16L	-2
		Taylor Johnstone		1200-1000	1000-800		(0:08.57)	(0:10.96)	(0:11.10)	(0:11.25)	(0:10.98)	(0:11.66)		

Scratched: Recommendation (#1), Kiko (#10)

Horse/Jockey Name	WATCHME WIN/Jason Holder
Finish Rank	1
Fastest Section Time (Section)	0:10.69 (L400)
Top Speed [km/h] (Section)	69.2 (L600)
Race State	Finished



Section	Overall	L1000	L800	L600	L400	L200
Section Times	1:03.47[1] (0:08.54)	0:54.93[5] (0:10.87)	0:44.06[5] (0:10.99)	0:33.07[5] (0:11.18)	0:21.89[4] (0:10.69)	0:11.20[1] (0:11.20)
Average Speed [km/h]	42.3	66.4	66.4	65.8	67.7	64.1
Top Speed [km/h]	64.0	67.2	67.9	66.7	69.2	67.7
Avg. Dist. to Rail [m]	8.3	4.8	4.3	3.8	3.1	4.2
Avg. Stride Freq. [Hz]	2.3	2.4	2.4	2.3	2.4	2.3
Avg. Stride Length [m]	4.9	7.7	7.8	7.9	7.8	7.7



[] Ranking at each section and finish
-:-:- No data available at this section
NA No data available

Horse/Jockey Name	FANCIFY/Todd Pannell
Finish Rank	2
Fastest Section Time (Section)	0:10.71 (L1000)
Top Speed [km/h] (Section)	69.4 (Overall)
Race State	Finished



Morphettville-Professional-2025-09-13

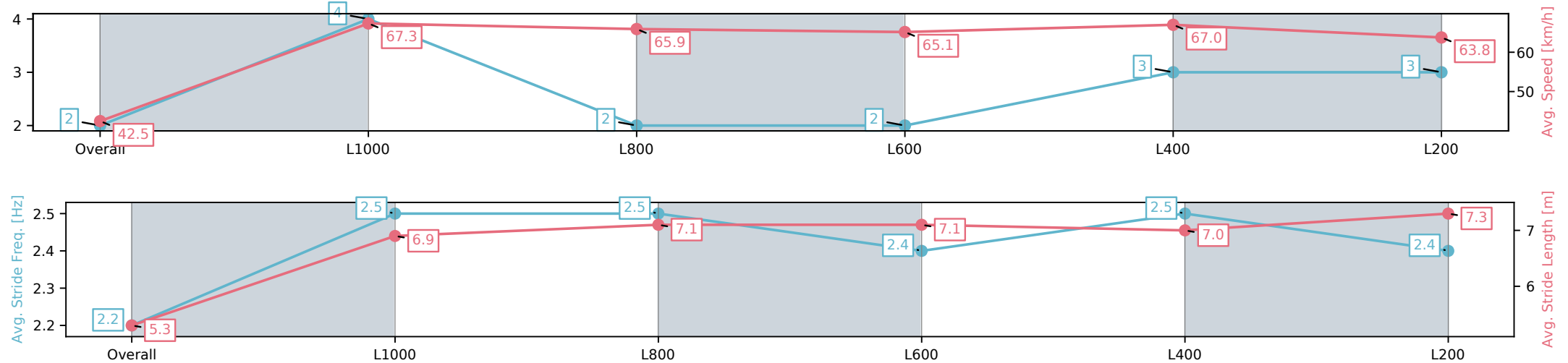
Race 8: Sportsbet W H Wylie Handicap - 1100m

13 September 2025 - 4:39PM

Track Rating: Good 4, Weather: Fine, Rail Position: +13m 1200m-W/
Post, +9m Remainder, Sectional 617 Metres



Section	Overall	L1000	L800	L600	L400	L200
Section Times	1:03.58[2] (0:08.44)	0:55.14[4] (0:10.71)	0:44.43[2] (0:11.10)	0:33.33[2] (0:11.26)	0:22.07[3] (0:10.81)	0:11.26[3] (0:11.26)
Average Speed [km/h]	42.5	67.3	65.9	65.1	67.0	63.8
Top Speed [km/h]	62.6	69.4	67.3	65.8	67.1	66.5
Avg. Dist. to Rail [m]	10.5	6.2	4.2	3.7	2.5	3.5
Avg. Stride Freq. [Hz]	2.2	2.5	2.5	2.4	2.5	2.4
Avg. Stride Length [m]	5.3	6.9	7.1	7.1	7.0	7.3



[] Ranking at each section and finish
-:-:- No data available at this section
NA No data available

Horse/Jockey Name	AVIATRESS/Jake Toeroek
Finish Rank	3
Fastest Section Time (Section)	0:10.66 (L400)
Top Speed [km/h] (Section)	69.0 (L600)
Race State	Finished



Morphettville-Professional-2025-09-13

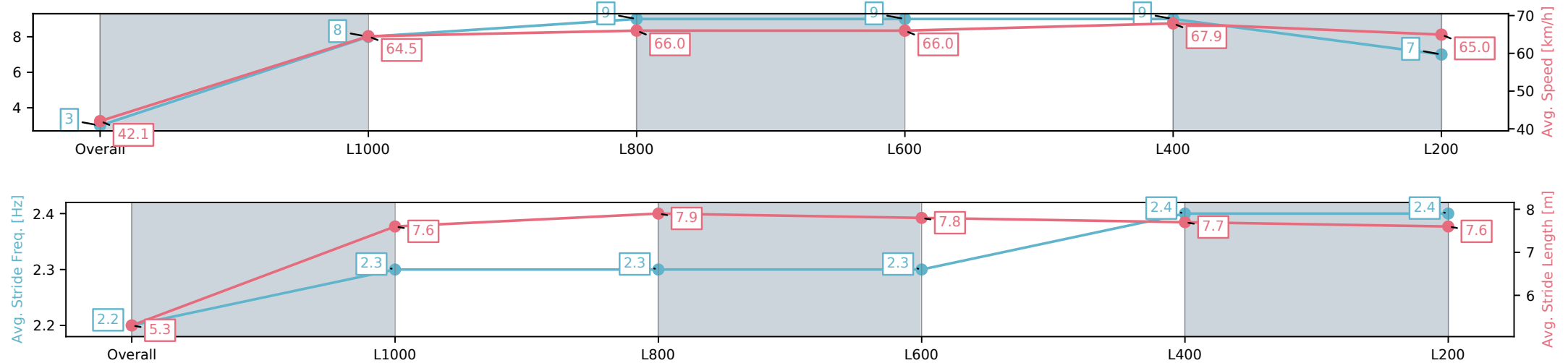
Race 8: Sportsbet W H Wylie Handicap - 1100m

13 September 2025 - 4:39PM

Track Rating: Good 4, Weather: Fine, Rail Position: +13m 1200m-W/
Post, +9m Remainder, Sectional 617 Metres



Section	Overall	L1000	L800	L600	L400	L200
Section Times	1:03.71[3] (0:08.59)	0:55.12[8] (0:11.13)	0:43.99[9] (0:11.12)	0:32.87[9] (0:11.13)	0:21.74[9] (0:10.66)	0:11.08[7] (0:11.08)
Average Speed [km/h]	42.1	64.5	66.0	66.0	67.9	65.0
Top Speed [km/h]	60.7	66.5	66.3	66.8	69.0	67.9
Avg. Dist. to Rail [m]	10.8	4.7	3.9	4.4	5.5	6.6
Avg. Stride Freq. [Hz]	2.2	2.3	2.3	2.3	2.4	2.4
Avg. Stride Length [m]	5.3	7.6	7.9	7.8	7.7	7.6



[] Ranking at each section and finish
-:-:- No data available at this section
NA No data available

Horse/Jockey Name	DON'T HOPE DO/Jett Stanley
Finish Rank	4
Fastest Section Time (Section)	0:10.84 (L400)
Top Speed [km/h] (Section)	67.1 (L600)
Race State	Finished



Morphettville-Professional-2025-09-13

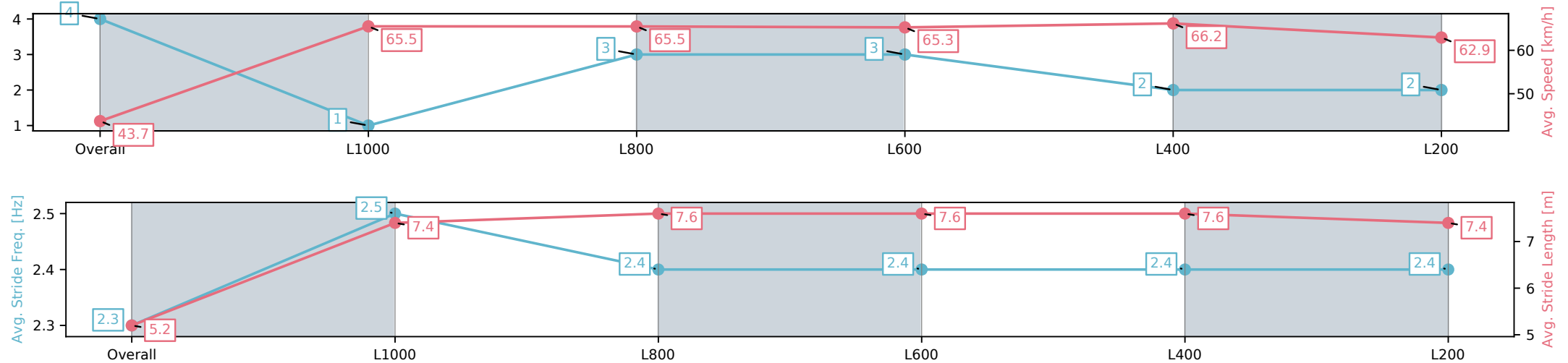
Race 8: Sportsbet W H Wylie Handicap - 1100m

13 September 2025 - 4:39PM

Track Rating: Good 4, Weather: Fine, Rail Position: +13m 1200m-W/
Post, +9m Remainder, Sectional 617 Metres



Section	Overall	L1000	L800	L600	L400	L200
Section Times	1:03.77[4] (0:08.24)	0:55.53[1] (0:10.98)	0:44.55[3] (0:11.10)	0:33.45[3] (0:11.15)	0:22.30[2] (0:10.84)	0:11.46[2] (0:11.46)
Average Speed [km/h]	43.7	65.5	65.5	65.3	66.2	62.9
Top Speed [km/h]	62.0	66.8	66.8	65.9	67.1	66.4
Avg. Dist. to Rail [m]	3.8	2.2	2.3	2.0	0.6	0.7
Avg. Stride Freq. [Hz]	2.3	2.5	2.4	2.4	2.4	2.4
Avg. Stride Length [m]	5.2	7.4	7.6	7.6	7.6	7.4



[] Ranking at each section and finish
-:-:- No data available at this section
NA No data available

Horse/Jockey Name	PRAIRIE FLOWER/Kayla Crowther
Finish Rank	5
Fastest Section Time (Section)	0:10.47 (L400)
Top Speed [km/h] (Section)	70.6 (L600)
Race State	Finished



Morphettville-Professional-2025-09-13

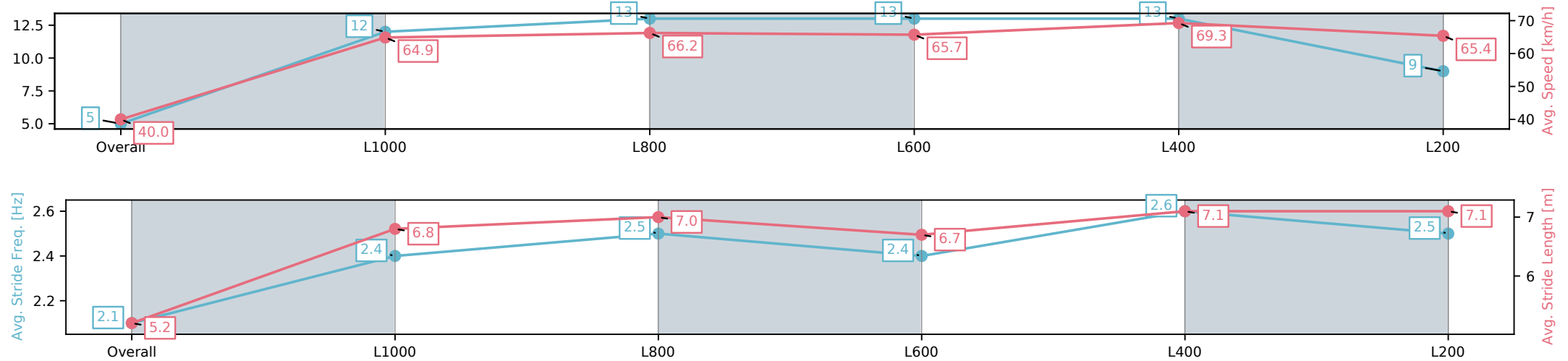
Race 8: Sportsbet W H Wylie Handicap - 1100m

13 September 2025 - 4:39PM

Track Rating: Good 4, Weather: Fine, Rail Position: +13m 1200m-W/
Post, +9m Remainder, Sectional 617 Metres



Section	Overall	L1000	L800	L600	L400	L200
Section Times	1:03.86[5] (0:09.00)	0:54.86[12] (0:11.12)	0:43.74[13] (0:11.09)	0:32.65[13] (0:11.18)	0:21.47[13] (0:10.47)	0:11.00[9] (0:11.00)
Average Speed [km/h]	40.0	64.9	66.2	65.7	69.3	65.4
Top Speed [km/h]	63.8	66.7	67.0	66.4	70.6	69.2
Avg. Dist. to Rail [m]	10.6	3.0	4.2	4.6	5.9	8.0
Avg. Stride Freq. [Hz]	2.1	2.4	2.5	2.4	2.6	2.5
Avg. Stride Length [m]	5.2	6.8	7.0	6.7	7.1	7.1



[] Ranking at each section and finish
-:-:- No data available at this section
NA No data available

Horse/Jockey Name	PRESS DOWN/Neil Farley
Finish Rank	6
Fastest Section Time (Section)	0:10.78 (L400)
Top Speed [km/h] (Section)	68.7 (Overall)
Race State	Finished



Morphettville-Professional-2025-09-13

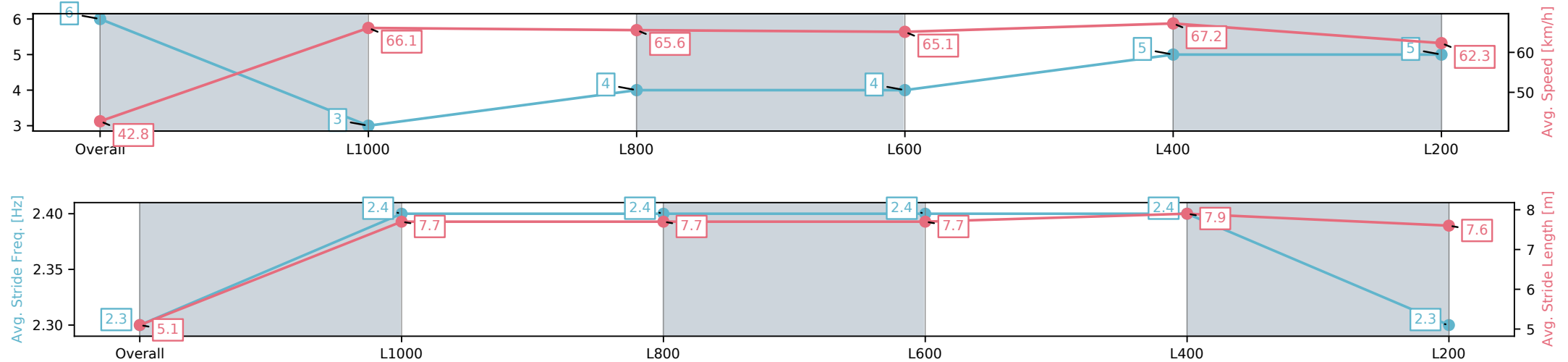
Race 8: Sportsbet W H Wylie Handicap - 1100m

13 September 2025 - 4:39PM

Track Rating: Good 4, Weather: Fine, Rail Position: +13m 1200m-W/
Post, +9m Remainder, Sectional 617 Metres



Section	Overall	L1000	L800	L600	L400	L200
Section Times	1:03.90[6] (0:08.41)	0:55.49[3] (0:10.86)	0:44.63[4] (0:11.11)	0:33.52[4] (0:11.20)	0:22.32[5] (0:10.78)	0:11.54[5] (0:11.54)
Average Speed [km/h]	42.8	66.1	65.6	65.1	67.2	62.3
Top Speed [km/h]	63.0	68.7	67.5	67.0	68.4	66.6
Avg. Dist. to Rail [m]	6.9	3.6	2.4	3.2	2.5	3.1
Avg. Stride Freq. [Hz]	2.3	2.4	2.4	2.4	2.4	2.3
Avg. Stride Length [m]	5.1	7.7	7.7	7.7	7.9	7.6



[] Ranking at each section and finish
-:-:- No data available at this section
NA No data available

Horse/Jockey Name	SIXTEEN REASONS/Rochelle Milnes
Finish Rank	7
Fastest Section Time (Section)	0:10.90 (L400)
Top Speed [km/h] (Section)	67.6 (L600)
Race State	Finished



Morphettville-Professional-2025-09-13

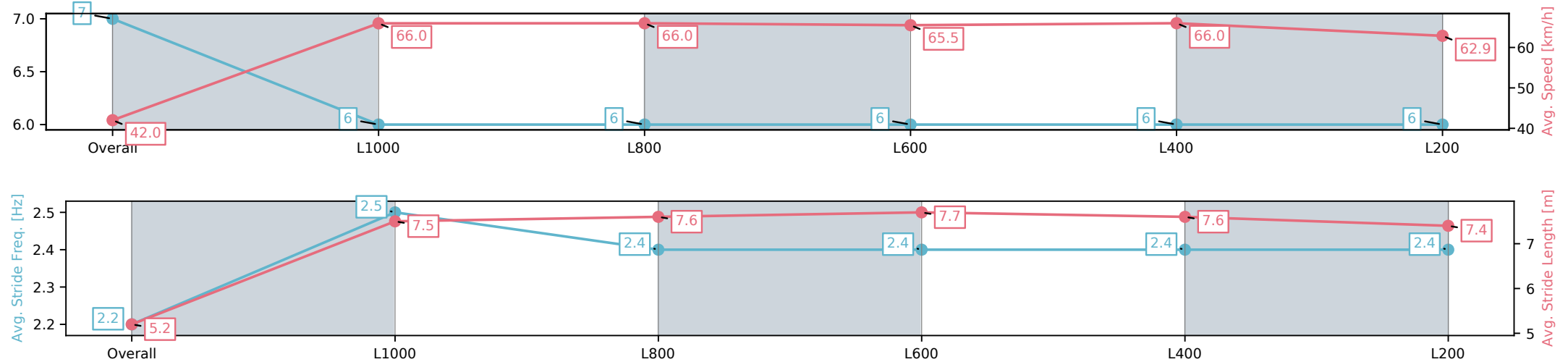
Race 8: Sportsbet W H Wylie Handicap - 1100m

13 September 2025 - 4:39PM

Track Rating: Good 4, Weather: Fine, Rail Position: +13m 1200m-W/
Post, +9m Remainder, Sectional 617 Metres



Section	Overall	L1000	L800	L600	L400	L200
Section Times	1:04.07[7] (0:08.56)	0:55.51[6] (0:10.93)	0:44.58[6] (0:11.01)	0:33.57[6] (0:11.21)	0:22.36[6] (0:10.90)	0:11.46[6] (0:11.46)
Average Speed [km/h]	42.0	66.0	66.0	65.5	66.0	62.9
Top Speed [km/h]	62.3	67.1	66.9	66.3	67.6	66.4
Avg. Dist. to Rail [m]	5.3	3.1	2.4	3.4	4.2	6.8
Avg. Stride Freq. [Hz]	2.2	2.5	2.4	2.4	2.4	2.4
Avg. Stride Length [m]	5.2	7.5	7.6	7.7	7.6	7.4

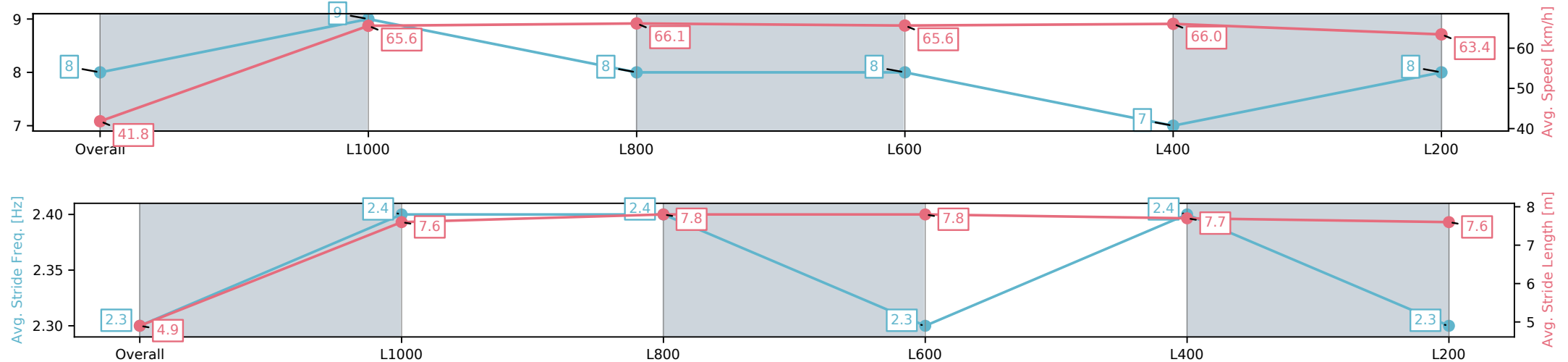


[] Ranking at each section and finish
-:-:- No data available at this section
NA No data available

Horse/Jockey Name	DUAL PRESSURE/Matthew Chadwick
Finish Rank	8
Fastest Section Time (Section)	0:10.91 (L400)
Top Speed [km/h] (Section)	67.4 (L400)
Race State	Finished



Section	Overall	L1000	L800	L600	L400	L200
Section Times	1:04.13[8] (0:08.66)	0:55.47[9] (0:10.96)	0:44.51[8] (0:11.07)	0:33.44[8] (0:11.19)	0:22.25[7] (0:10.91)	0:11.34[8] (0:11.34)
Average Speed [km/h]	41.8	65.6	66.1	65.6	66.0	63.4
Top Speed [km/h]	62.1	66.8	67.2	66.6	67.0	67.4
Avg. Dist. to Rail [m]	6.9	3.9	3.5	4.0	3.7	4.8
Avg. Stride Freq. [Hz]	2.3	2.4	2.4	2.3	2.4	2.3
Avg. Stride Length [m]	4.9	7.6	7.8	7.8	7.7	7.6



[] Ranking at each section and finish
-:-:- No data available at this section
NA No data available

Horse/Jockey Name	MY KHALIFA/Alana Livesey
Finish Rank	9
Fastest Section Time (Section)	0:10.76 (L400)
Top Speed [km/h] (Section)	68.7 (L600)
Race State	Finished



Morphettville-Professional-2025-09-13

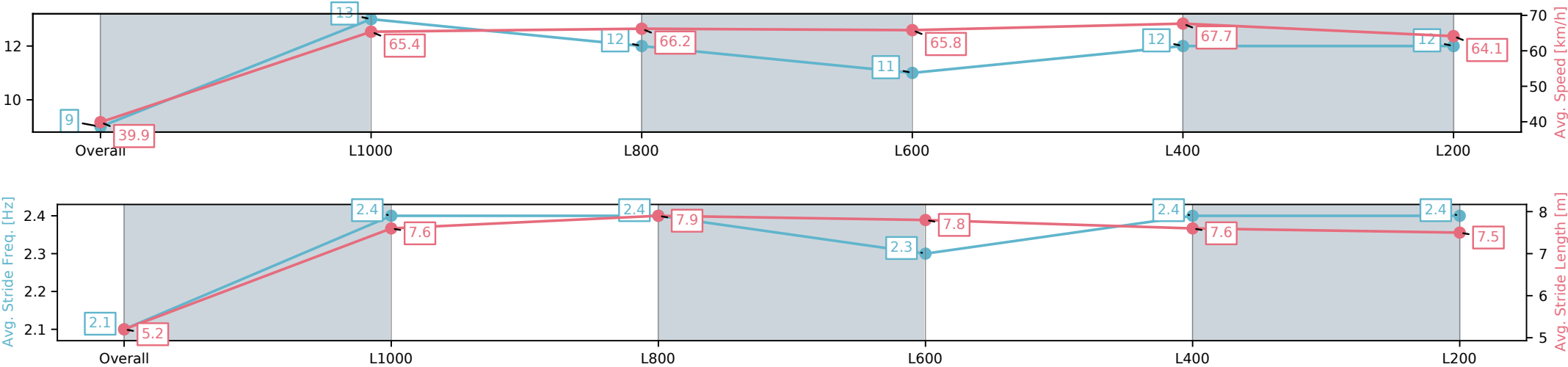
Race 8: Sportsbet W H Wylie Handicap - 1100m

13 September 2025 - 4:39PM

Track Rating: Good 4, Weather: Fine, Rail Position: +13m 1200m-W/
Post, +9m Remainder, Sectional 617 Metres



Section	Overall	L1000	L800	L600	L400	L200
Section Times	1:04.20[9] (0:09.01)	0:55.19[13] (0:11.01)	0:44.18[12] (0:11.02)	0:33.16[11] (0:11.20)	0:21.96[12] (0:10.76)	0:11.20[12] (0:11.20)
Average Speed [km/h]	39.9	65.4	66.2	65.8	67.7	64.1
Top Speed [km/h]	60.3	67.1	67.0	66.9	68.7	67.4
Avg. Dist. to Rail [m]	10.5	3.9	3.5	4.8	5.8	7.0
Avg. Stride Freq. [Hz]	2.1	2.4	2.4	2.3	2.4	2.4
Avg. Stride Length [m]	5.2	7.6	7.9	7.8	7.6	7.5



[] Ranking at each section and finish
-:-:- No data available at this section
NA No data available

Horse/Jockey Name	SUPER ALANA/Alana Kelly
Finish Rank	10
Fastest Section Time (Section)	0:10.74 (L1000)
Top Speed [km/h] (Section)	68.2 (Overall)
Race State	Finished



Morphettville-Professional-2025-09-13

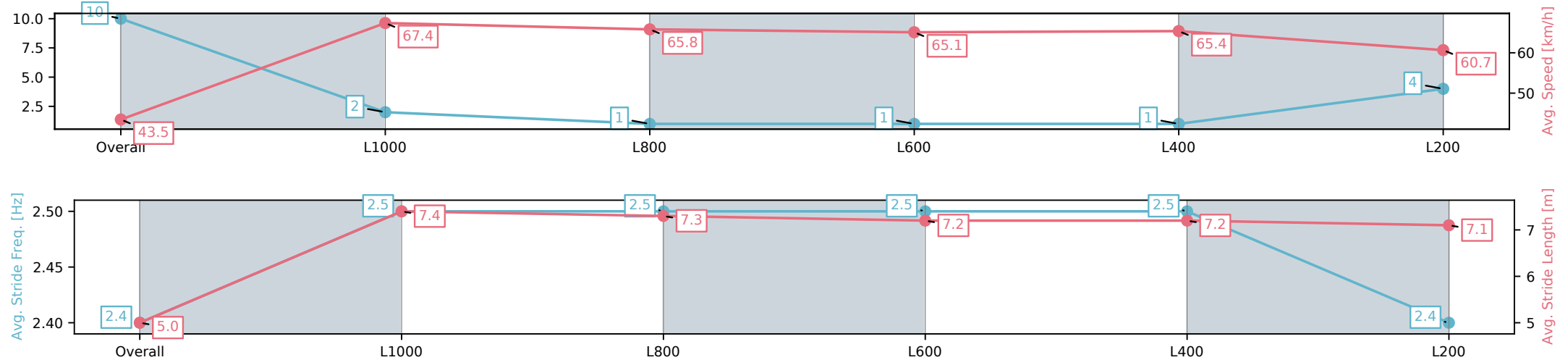
Race 8: Sportsbet W H Wylie Handicap - 1100m

13 September 2025 - 4:39PM

Track Rating: Good 4, Weather: Fine, Rail Position: +13m 1200m-W/
Post, +9m Remainder, Sectional 617 Metres



Section	Overall	L1000	L800	L600	L400	L200
Section Times	1:04.22[10] (0:08.24)	0:55.98[2] (0:10.74)	0:45.24[1] (0:11.05)	0:34.19[1] (0:11.28)	0:22.90[1] (0:11.02)	0:11.88[4] (0:11.88)
Average Speed [km/h]	43.5	67.4	65.8	65.1	65.4	60.7
Top Speed [km/h]	63.7	68.2	67.1	66.7	66.4	65.0
Avg. Dist. to Rail [m]	8.8	3.5	2.6	4.0	1.8	2.6
Avg. Stride Freq. [Hz]	2.4	2.5	2.5	2.5	2.5	2.4
Avg. Stride Length [m]	5.0	7.4	7.3	7.2	7.2	7.1



[] Ranking at each section and finish
-:-:- No data available at this section
NA No data available

Horse/Jockey Name	HAJRA/Ben Price
Finish Rank	11
Fastest Section Time (Section)	0:10.72 (L400)
Top Speed [km/h] (Section)	69.2 (L600)
Race State	Finished



Morphettville-Professional-2025-09-13

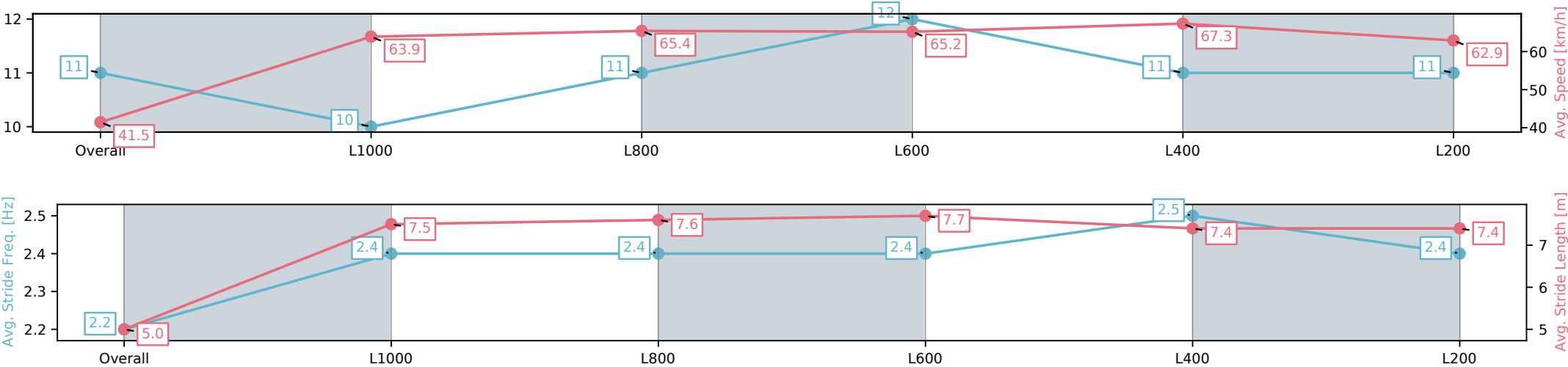
Race 8: Sportsbet W H Wylie Handicap - 1100m

13 September 2025 - 4:39PM

Track Rating: Good 4, Weather: Fine, Rail Position: +13m 1200m-W/
Post, +9m Remainder, Sectional 617 Metres



Section	Overall	L1000	L800	L600	L400	L200
Section Times	1:04.33[11] (0:08.74)	0:55.59[10] (0:11.20)	0:44.39[11] (0:11.14)	0:33.25[12] (0:11.10)	0:22.15[11] (0:10.72)	0:11.43[11] (0:11.43)
Average Speed [km/h]	41.5	63.9	65.4	65.2	67.3	62.9
Top Speed [km/h]	63.1	65.5	66.4	67.0	69.2	66.4
Avg. Dist. to Rail [m]	4.0	2.6	2.5	1.6	0.8	0.8
Avg. Stride Freq. [Hz]	2.2	2.4	2.4	2.4	2.5	2.4
Avg. Stride Length [m]	5.0	7.5	7.6	7.7	7.4	7.4



[] Ranking at each section and finish
-:-:- No data available at this section
NA No data available

Horse/Jockey Name	HALLIWELL/Jessica Tzaferis
Finish Rank	12
Fastest Section Time (Section)	0:10.94 (L1000)
Top Speed [km/h] (Section)	68.7 (Overall)
Race State	Finished



Morphettville-Professional-2025-09-13

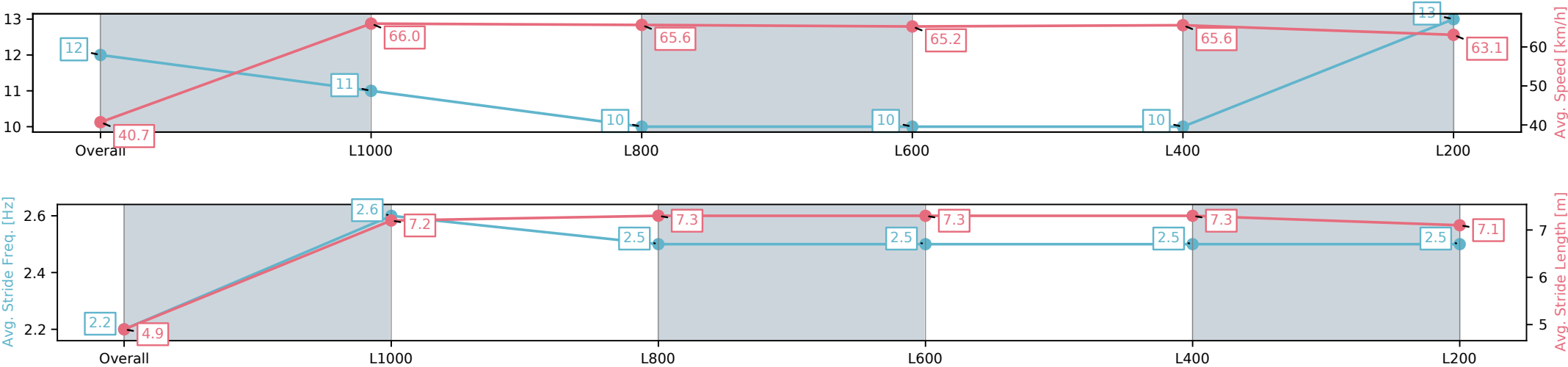
Race 8: Sportsbet W H Wylie Handicap - 1100m

13 September 2025 - 4:39PM

Track Rating: Good 4, Weather: Fine, Rail Position: +13m 1200m-W/
Post, +9m Remainder, Sectional 617 Metres



Section	Overall	L1000	L800	L600	L400	L200
Section Times	1:04.46[12] (0:08.85)	0:55.61[11] (0:10.94)	0:44.67[10] (0:11.09)	0:33.58[10] (0:11.21)	0:22.37[10] (0:10.98)	0:11.39[13] (0:11.39)
Average Speed [km/h]	40.7	66.0	65.6	65.2	65.6	63.1
Top Speed [km/h]	62.3	68.7	66.9	65.9	67.3	65.8
Avg. Dist. to Rail [m]	6.0	3.2	2.7	3.2	2.5	4.0
Avg. Stride Freq. [Hz]	2.2	2.6	2.5	2.5	2.5	2.5
Avg. Stride Length [m]	4.9	7.2	7.3	7.3	7.3	7.1



[] Ranking at each section and finish
-:-:- No data available at this section
NA No data available

Horse/Jockey Name	GOLDRUSH GURU/Taylor Johnstone
Finish Rank	13
Fastest Section Time (Section)	0:10.96 (L1000)
Top Speed [km/h] (Section)	66.8 (Overall)
Race State	Finished



Morphettville-Professional-2025-09-13

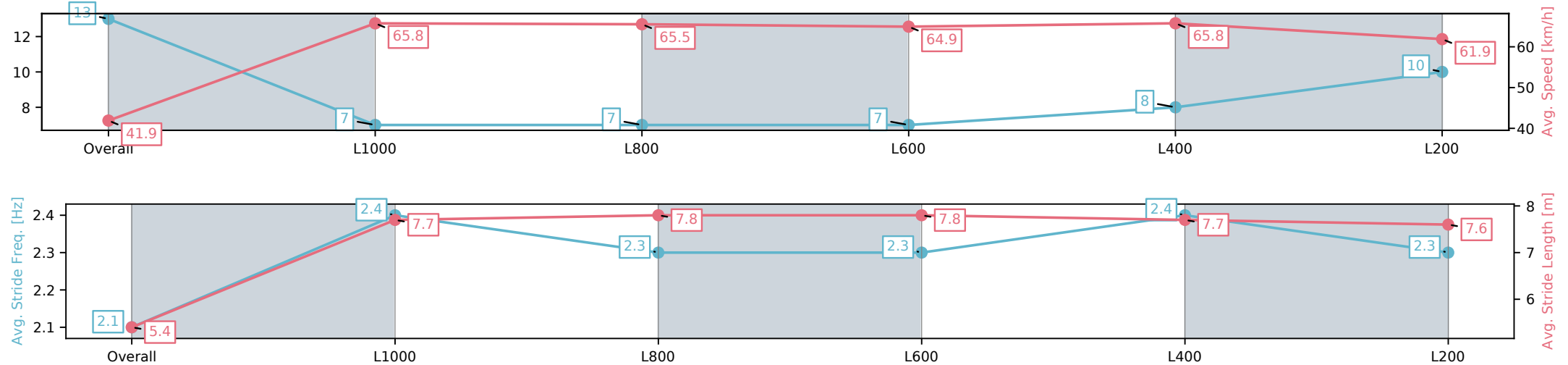
Race 8: Sportsbet W H Wylie Handicap - 1100m

13 September 2025 - 4:39PM

Track Rating: Good 4, Weather: Fine, Rail Position: +13m 1200m-W/
Post, +9m Remainder, Sectional 617 Metres



Section	Overall	L1000	L800	L600	L400	L200
Section Times	1:04.53[13] (0:08.57)	0:55.95[7] (0:10.96)	0:44.99[7] (0:11.10)	0:33.89[7] (0:11.25)	0:22.64[8] (0:10.98)	0:11.66[10] (0:11.66)
Average Speed [km/h]	41.9	65.8	65.5	64.9	65.8	61.9
Top Speed [km/h]	61.7	66.8	66.6	66.0	66.5	65.3
Avg. Dist. to Rail [m]	2.9	2.0	2.2	3.3	2.0	1.3
Avg. Stride Freq. [Hz]	2.1	2.4	2.3	2.3	2.4	2.3
Avg. Stride Length [m]	5.4	7.7	7.8	7.8	7.7	7.6



[] Ranking at each section and finish
-:-:- No data available at this section
NA No data available