



Morphettville-Professional-2025-09-13  
Race 7: Sportsbet Same Race Multi Handicap - 1100m  
13 September 2025 - 4:02PM



Track Rating: Good 4, Weather: Fine, Rail Position: +13m 1200m-W/Post, +9m Remainder,  
Sectional 617 Metres

Section Field Times							Overall 1:03.91 (0:08.36)	L1000 0:55.55 (0:10.24)	L800 0:45.31 (0:10.75)	L600 0:34.55 (0:11.27)	L400 0:23.28 (0:11.30)	L200 0:11.98 (0:11.98)		
Position	#	Horse/Jockey	Barrier	Top Speed [km/h]	Fastest Section	First 400m							Margin	Distance Travelled From Winner [m]
1	10	SHADOW EAGLE	8	67.6	0:10.86	0:25.18	1:03.91	0:55.29 [6]	0:44.21 [8]	0:33.19 [8]	0:22.31 [7]	0:11.45 [4]	1:03.91	
		Felicity Atkinson		800-600	400-200		(0:08.62)	(0:11.08)	(0:11.02)	(0:10.88)	(0:10.86)	(0:11.45)		
2	8	INNOCENT ENUFF	10	70.3	0:10.24	0:24.04	1:04.12	0:55.76 [1]	0:45.52 [1]	0:34.77 [1]	0:23.50 [1]	0:12.20 [1]	1.49L	-3
		Teo Nugent		1200-1000	1000-800		(0:08.36)	(0:10.24)	(0:10.75)	(0:11.27)	(0:11.30)	(0:12.20)		
3	13	HOOKED ON WEALTH	5	66.9	0:10.95	0:25.21	1:04.12	0:55.42 [8]	0:44.43 [7]	0:33.45 [7]	0:22.46 [8]	0:11.51 [7]	1.51L	-2
		Alysha Warren		1000-800	400-200		(0:08.70)	(0:10.99)	(0:10.98)	(0:10.99)	(0:10.95)	(0:11.51)		
4	14	THE PLASTICS	11	70.6	0:10.38	0:24.42	1:04.19	0:55.57 [7]	0:45.19 [3]	0:34.38 [2]	0:23.15 [3]	0:11.97 [2]	1.97L	+2
		Brooke King		1200-1000	1000-800		(0:08.62)	(0:10.38)	(0:10.81)	(0:11.23)	(0:11.18)	(0:11.97)		
5	2	CLARENCE	2	67.7	0:10.88	0:25.31	1:04.25	0:55.52 [9]	0:44.42 [9]	0:33.41 [10]	0:22.34 [10]	0:11.46 [9]	2.4L	-1
		Kayla Crowther		600-400	400-200		(0:08.73)	(0:11.10)	(0:11.01)	(0:11.07)	(0:10.88)	(0:11.46)		
6	11	SOLAR BLAST	7	68.3	0:10.82	0:25.42	1:04.27	0:55.47 [11]	0:44.39 [10]	0:33.33 [11]	0:22.29 [11]	0:11.47 [10]	2.53L	+3
		Jake Toeroek		600-400	400-200		(0:08.80)	(0:11.08)	(0:11.06)	(0:11.04)	(0:10.82)	(0:11.47)		
7	15	HAMNER SPRINGS	13	69.2	0:10.80	0:25.80	1:04.50	0:55.39 [12]	0:44.25 [12]	0:33.21 [12]	0:22.32 [12]	0:11.52 [12]	4.21L	-1
		Ben Price		600-400	400-200		(0:09.11)	(0:11.14)	(0:11.04)	(0:10.89)	(0:10.80)	(0:11.52)		
8	4	MT NISEKO	3	69.2	0:10.85	0:24.93	1:04.51	0:55.95 [4]	0:45.10 [5]	0:34.12 [6]	0:23.01 [6]	0:11.97 [5]	4.26L	+1
		Matthew Chadwick		1200-1000	1000-800		(0:08.56)	(0:10.85)	(0:10.98)	(0:11.11)	(0:11.04)	(0:11.97)		
9	3	DYER	6	68.8	0:10.72	0:24.68	1:04.53	0:56.07 [3]	0:45.35 [4]	0:34.41 [4]	0:23.52 [2]	0:12.20 [3]	4.44L	-4
		Todd Pannell		1200-1000	1000-800		(0:08.46)	(0:10.72)	(0:10.94)	(0:10.89)	(0:11.32)	(0:12.20)		
10	7	HALLSTATT	1	67.4	0:10.84	0:25.40	1:04.62	0:55.85 [10]	0:44.72 [11]	0:33.88 [9]	0:22.83 [9]	0:11.74 [11]	5.07L	-1
		Alana Livesey		1000-800	800-600		(0:08.77)	(0:11.13)	(0:10.84)	(0:11.05)	(0:11.09)	(0:11.74)		

Scratched: Big Watch (#1), Grand Host (#6)

Report Created: Sat 13 September 2025 16:59:06 GMT+10 (Note: Timing is based on positional data)

Page 1/15

[ ] Position in running at each section and finish  
-:-:- No data available at this section  
NA No data available  
# Saddle cloth number  
DNF Did not finish  
DNT Did not track  
Background shading for fastest section



**Morphettville-Professional-2025-09-13**  
**Race 7: Sportsbet Same Race Multi Handicap - 1100m**  
13 September 2025 - 4:02PM



Track Rating: Good 4, Weather: Fine, Rail Position: +13m 1200m-W/Post, +9m Remainder,  
Sectional 617 Metres

Section  
Field Times

Overall  
1:03.91  
(0:08.36)

L1000  
0:55.55  
(0:10.24)

L800  
0:45.31  
(0:10.75)

L600  
0:34.55  
(0:11.27)

L400  
0:23.28  
(0:11.30)

L200  
0:11.98  
(0:11.98)

Position	#	Horse/Jockey	Barrier	Top Speed [km/h]	Fastest Section	First 400m							Margin	Distance Travelled From Winner [m]
11	12	SAN LUCIDO	12	67.4	0:10.85	0:25.91	1:04.82	0:55.51 [13]	0:44.37 [13]	0:33.52 [13]	0:22.60 [13]	0:11.61 [13]	6.46L	-6
		Connor Murtagh		1000-800	800-600		(0:09.31)	(0:11.14)	(0:10.85)	(0:10.92)	(0:10.99)	(0:11.61)		
12	5	THUNDER PARK	9	69.2	0:10.60	0:24.51	1:04.93	0:56.55 [2]	0:45.95 [2]	0:34.88 [3]	0:23.69 [4]	0:12.34 [6]	7.25L	+0
		Alana Kelly		1200-1000	1000-800		(0:08.38)	(0:10.60)	(0:11.07)	(0:11.19)	(0:11.35)	(0:12.34)		
13	9	CORK HARBOUR	4	67.7	0:10.84	0:24.92	1:04.99	0:56.43 [5]	0:45.56 [6]	0:34.72 [5]	0:23.59 [5]	0:12.21 [8]	7.7L	+1
		Taylor Johnstone		1200-1000	800-600		(0:08.56)	(0:10.87)	(0:10.84)	(0:11.13)	(0:11.38)	(0:12.21)		

Scratched: Big Watch (#1), Grand Host (#6)

Horse/Jockey Name	SHADOW EAGLE/Felicity Atkinson
Finish Rank	1
Fastest Section Time (Section)	0:10.86 (L400)
Top Speed [km/h] (Section)	67.6 (L800)
Race State	Finished



Morphettville-Professional-2025-09-13

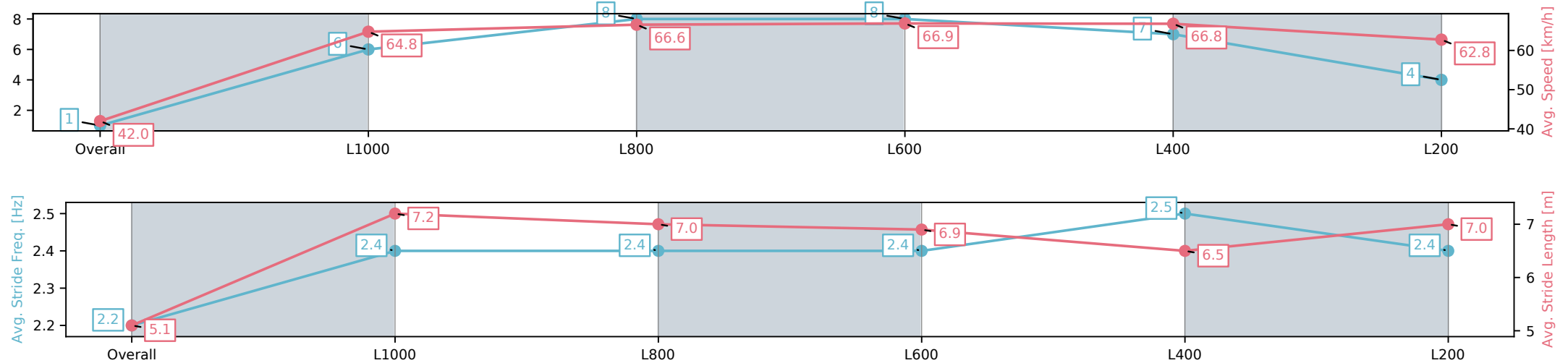
Race 7: Sportsbet Same Race Multi Handicap - 1100m

13 September 2025 - 4:02PM

Track Rating: Good 4, Weather: Fine, Rail Position: +13m 1200m-W/  
Post, +9m Remainder, Sectional 617 Metres



Section	Overall	L1000	L800	L600	L400	L200
Section Times	1:03.91[1] (0:08.62)	0:55.29[6] (0:11.08)	0:44.21[8] (0:11.02)	0:33.19[8] (0:10.88)	0:22.31[7] (0:10.86)	0:11.45[4] (0:11.45)
Average Speed [km/h]	42.0	64.8	66.6	66.9	66.8	62.8
Top Speed [km/h]	61.0	66.5	67.2	67.6	67.2	65.8
Avg. Dist. to Rail [m]	8.6	4.9	3.6	2.9	3.8	2.5
Avg. Stride Freq. [Hz]	2.2	2.4	2.4	2.4	2.5	2.4
Avg. Stride Length [m]	5.1	7.2	7.0	6.9	6.5	7.0



[ ] Ranking at each section and finish  
-:-:- No data available at this section  
NA No data available

Horse/Jockey Name	INNOCENT ENUFF/Teo Nugent
Finish Rank	2
Fastest Section Time (Section)	0:10.24 (L1000)
Top Speed [km/h] (Section)	70.3 (Overall)
Race State	Finished



Morphettville-Professional-2025-09-13

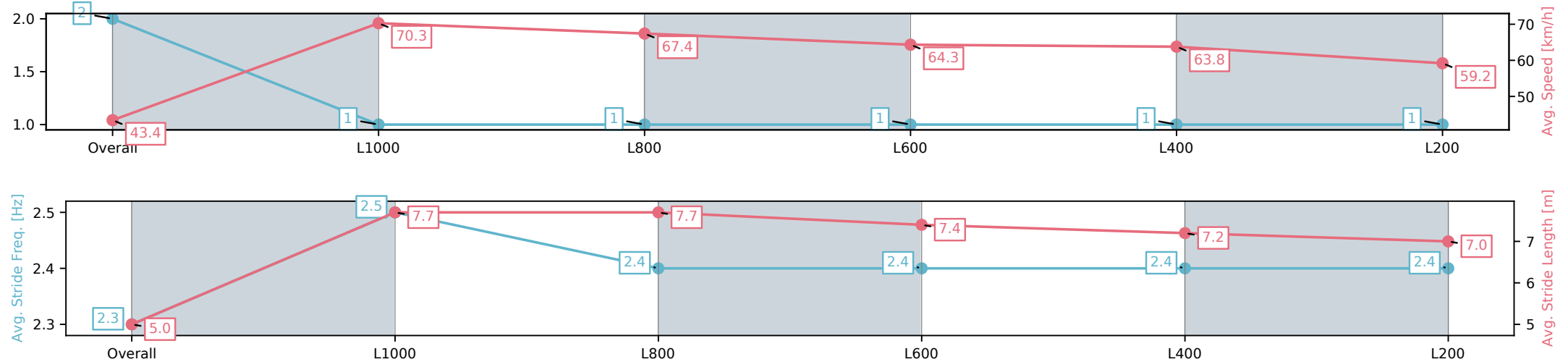
Race 7: Sportsbet Same Race Multi Handicap - 1100m

13 September 2025 - 4:02PM

Track Rating: Good 4, Weather: Fine, Rail Position: +13m 1200m-W/  
Post, +9m Remainder, Sectional 617 Metres



Section	Overall	L1000	L800	L600	L400	L200
Section Times	1:04.12[2] (0:08.36)	0:55.76[1] (0:10.24)	0:45.52[1] (0:10.75)	0:34.77[1] (0:11.27)	0:23.50[1] (0:11.30)	0:12.20[1] (0:12.20)
Average Speed [km/h]	43.4	70.3	67.4	64.3	63.8	59.2
Top Speed [km/h]	66.2	70.3	69.5	66.0	64.6	63.1
Avg. Dist. to Rail [m]	11.0	9.0	2.2	1.8	1.4	2.2
Avg. Stride Freq. [Hz]	2.3	2.5	2.4	2.4	2.4	2.4
Avg. Stride Length [m]	5.0	7.7	7.7	7.4	7.2	7.0



[ ] Ranking at each section and finish  
-:-:- No data available at this section  
NA No data available

Horse/Jockey Name	HOOKED ON WEALTH/Alysha Warren
Finish Rank	3
Fastest Section Time (Section)	0:10.95 (L400)
Top Speed [km/h] (Section)	66.9 (L1000)
Race State	Finished



Morphettville-Professional-2025-09-13

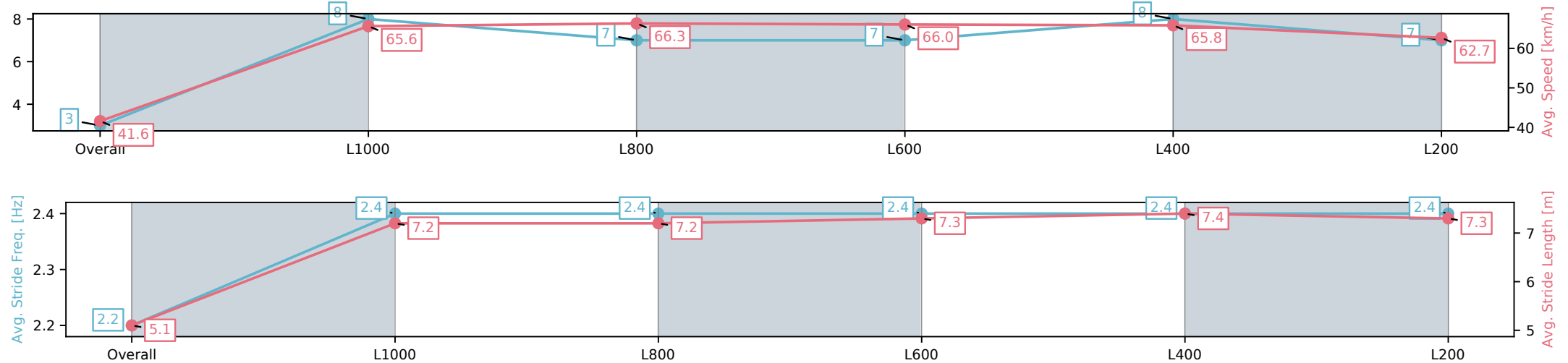
Race 7: Sportsbet Same Race Multi Handicap - 1100m

13 September 2025 - 4:02PM

Track Rating: Good 4, Weather: Fine, Rail Position: +13m 1200m-W/  
Post, +9m Remainder, Sectional 617 Metres



Section	Overall	L1000	L800	L600	L400	L200
Section Times	1:04.12[3] (0:08.70)	0:55.42[8] (0:10.99)	0:44.43[7] (0:10.98)	0:33.45[7] (0:10.99)	0:22.46[8] (0:10.95)	0:11.51[7] (0:11.51)
Average Speed [km/h]	41.6	65.6	66.3	66.0	65.8	62.7
Top Speed [km/h]	61.8	66.9	66.9	66.5	66.4	65.2
Avg. Dist. to Rail [m]	5.9	4.1	2.9	2.4	0.7	1.3
Avg. Stride Freq. [Hz]	2.2	2.4	2.4	2.4	2.4	2.4
Avg. Stride Length [m]	5.1	7.2	7.2	7.3	7.4	7.3



[ ] Ranking at each section and finish  
-:-:- No data available at this section  
NA No data available

Horse/Jockey Name	THE PLASTICS/Brooke King
Finish Rank	4
Fastest Section Time (Section)	0:10.38 (L1000)
Top Speed [km/h] (Section)	70.6 (Overall)
Race State	Finished



Morphettville-Professional-2025-09-13

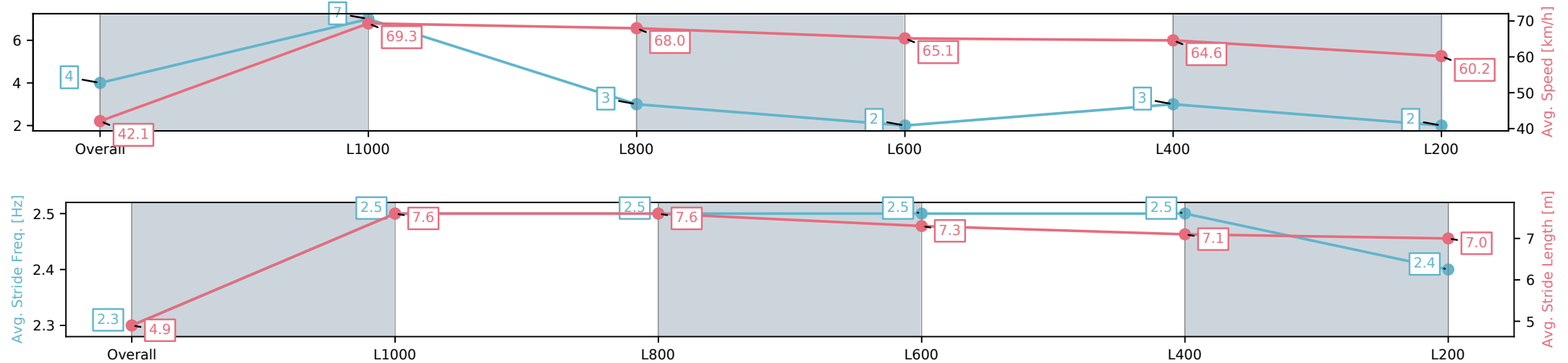
Race 7: Sportsbet Same Race Multi Handicap - 1100m

13 September 2025 - 4:02PM

Track Rating: Good 4, Weather: Fine, Rail Position: +13m 1200m-W/  
Post, +9m Remainder, Sectional 617 Metres



Section	Overall	L1000	L800	L600	L400	L200
Section Times	1:04.19[4] (0:08.62)	0:55.57[7] (0:10.38)	0:45.19[3] (0:10.81)	0:34.38[2] (0:11.23)	0:23.15[3] (0:11.18)	0:11.97[2] (0:11.97)
Average Speed [km/h]	42.1	69.3	68.0	65.1	64.6	60.2
Top Speed [km/h]	64.5	70.6	69.4	66.1	68.5	63.2
Avg. Dist. to Rail [m]	11.8	9.2	5.0	3.7	1.1	2.0
Avg. Stride Freq. [Hz]	2.3	2.5	2.5	2.5	2.5	2.4
Avg. Stride Length [m]	4.9	7.6	7.6	7.3	7.1	7.0



[ ] Ranking at each section and finish  
-:-:- No data available at this section  
NA No data available

Horse/Jockey Name	CLARENCE/Kayla Crowther
Finish Rank	5
Fastest Section Time (Section)	0:10.88 (L400)
Top Speed [km/h] (Section)	67.7 (L600)
Race State	Finished



Morphettville-Professional-2025-09-13

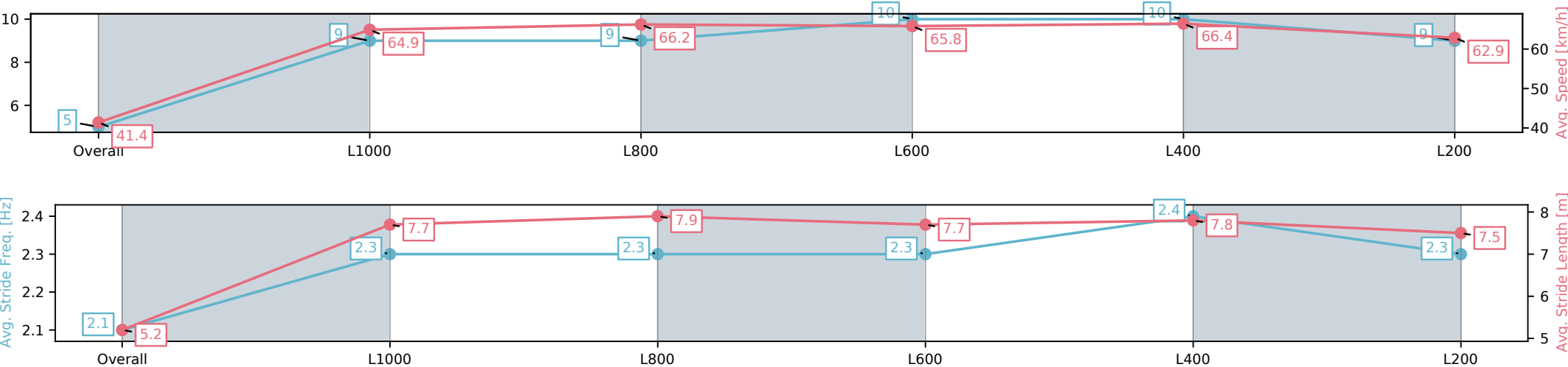
Race 7: Sportsbet Same Race Multi Handicap - 1100m

13 September 2025 - 4:02PM

Track Rating: Good 4, Weather: Fine, Rail Position: +13m 1200m-W/  
Post, +9m Remainder, Sectional 617 Metres



Section	Overall	L1000	L800	L600	L400	L200
Section Times	1:04.25[5] (0:08.73)	0:55.52[9] (0:11.10)	0:44.42[9] (0:11.01)	0:33.41[10] (0:11.07)	0:22.34[10] (0:10.88)	0:11.46[9] (0:11.46)
Average Speed [km/h]	41.4	64.9	66.2	65.8	66.4	62.9
Top Speed [km/h]	61.2	66.9	66.7	66.4	67.7	66.4
Avg. Dist. to Rail [m]	3.8	3.4	3.2	2.7	0.7	1.1
Avg. Stride Freq. [Hz]	2.1	2.3	2.3	2.3	2.4	2.3
Avg. Stride Length [m]	5.2	7.7	7.9	7.7	7.8	7.5



[ ] Ranking at each section and finish  
-:-:- No data available at this section  
NA No data available

Horse/Jockey Name	SOLAR BLAST/Jake Toeroek
Finish Rank	6
Fastest Section Time (Section)	0:10.82 (L400)
Top Speed [km/h] (Section)	68.3 (L600)
Race State	Finished



Morphettville-Professional-2025-09-13

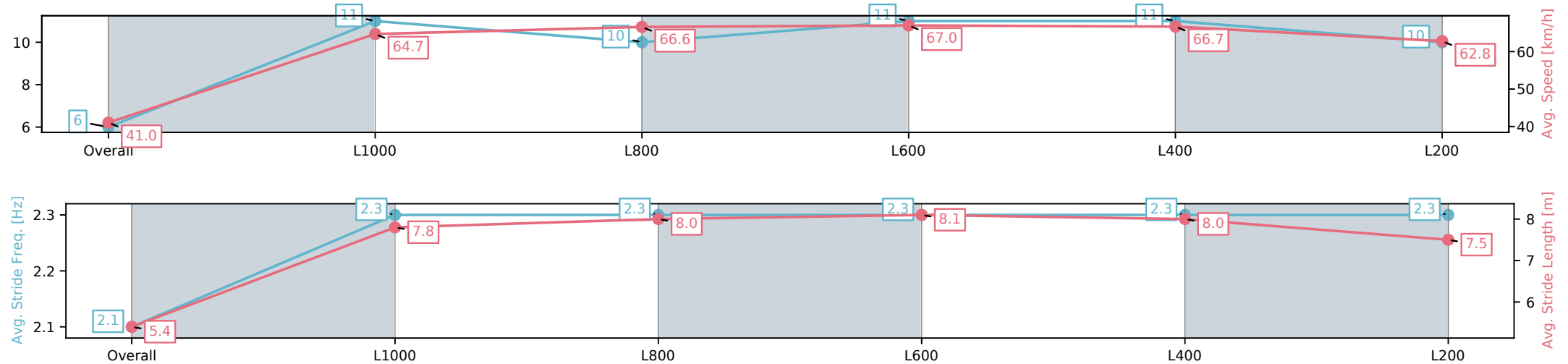
Race 7: Sportsbet Same Race Multi Handicap - 1100m

13 September 2025 - 4:02PM

Track Rating: Good 4, Weather: Fine, Rail Position: +13m 1200m-W/  
Post, +9m Remainder, Sectional 617 Metres



Section	Overall	L1000	L800	L600	L400	L200
Section Times	1:04.27[6] (0:08.80)	0:55.47[11] (0:11.08)	0:44.39[10] (0:11.06)	0:33.33[11] (0:11.04)	0:22.29[11] (0:10.82)	0:11.47[10] (0:11.47)
Average Speed [km/h]	41.0	64.7	66.6	67.0	66.7	62.8
Top Speed [km/h]	61.9	66.8	66.8	67.8	68.3	66.7
Avg. Dist. to Rail [m]	7.5	4.7	4.6	5.3	4.8	5.9
Avg. Stride Freq. [Hz]	2.1	2.3	2.3	2.3	2.3	2.3
Avg. Stride Length [m]	5.4	7.8	8.0	8.1	8.0	7.5



[ ] Ranking at each section and finish  
-:-:- No data available at this section  
NA No data available



Horse/Jockey Name	HAMNER SPRINGS/Ben Price
Finish Rank	7
Fastest Section Time (Section)	0:10.80 (L400)
Top Speed [km/h] (Section)	69.2 (L600)
Race State	Finished



Morphettville-Professional-2025-09-13

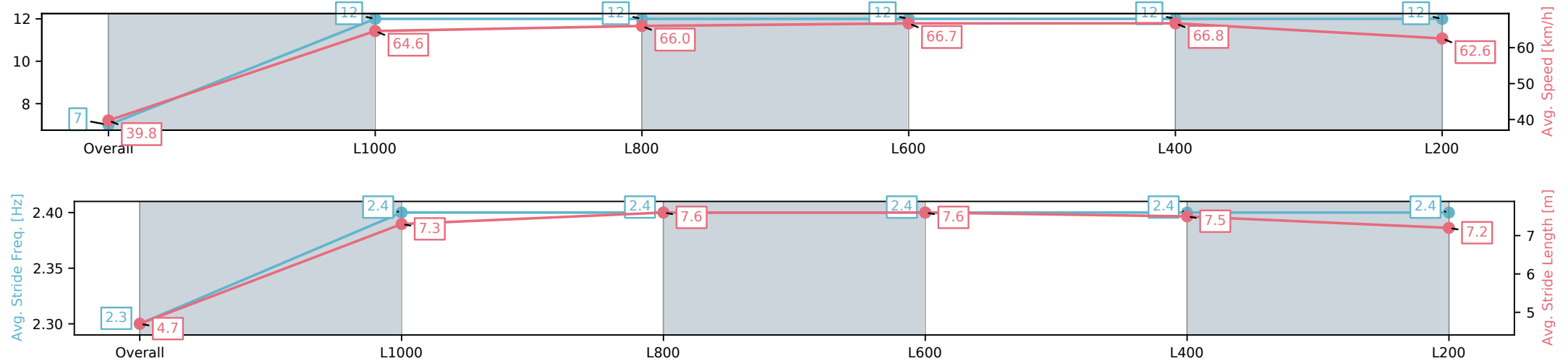
Race 7: Sportsbet Same Race Multi Handicap - 1100m

13 September 2025 - 4:02PM

Track Rating: Good 4, Weather: Fine, Rail Position: +13m 1200m-W/  
Post, +9m Remainder, Sectional 617 Metres



Section	Overall	L1000	L800	L600	L400	L200
Section Times	1:04.50[7] (0:09.11)	0:55.39[12] (0:11.14)	0:44.25[12] (0:11.04)	0:33.21[12] (0:10.89)	0:22.32[12] (0:10.80)	0:11.52[12] (0:11.52)
Average Speed [km/h]	39.8	64.6	66.0	66.7	66.8	62.6
Top Speed [km/h]	62.1	66.2	66.7	67.3	69.2	65.5
Avg. Dist. to Rail [m]	10.6	3.5	3.0	2.1	2.3	4.8
Avg. Stride Freq. [Hz]	2.3	2.4	2.4	2.4	2.4	2.4
Avg. Stride Length [m]	4.7	7.3	7.6	7.6	7.5	7.2



[ ] Ranking at each section and finish  
-:-:- No data available at this section  
NA No data available

Horse/Jockey Name	MT NISEKO/Matthew Chadwick
Finish Rank	8
Fastest Section Time (Section)	0:10.85 (L1000)
Top Speed [km/h] (Section)	69.2 (Overall)
Race State	Finished



Morphettville-Professional-2025-09-13

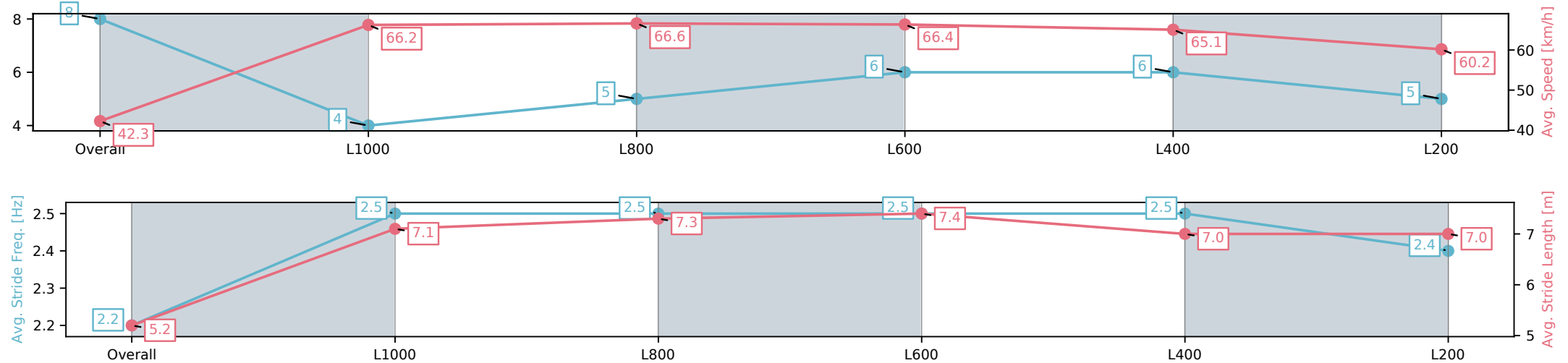
Race 7: Sportsbet Same Race Multi Handicap - 1100m

13 September 2025 - 4:02PM

Track Rating: Good 4, Weather: Fine, Rail Position: +13m 1200m-W/  
Post, +9m Remainder, Sectional 617 Metres



Section	Overall	L1000	L800	L600	L400	L200
Section Times	1:04.51[8] (0:08.56)	0:55.95[4] (0:10.85)	0:45.10[5] (0:10.98)	0:34.12[6] (0:11.11)	0:23.01[6] (0:11.04)	0:11.97[5] (0:11.97)
Average Speed [km/h]	42.3	66.2	66.6	66.4	65.1	60.2
Top Speed [km/h]	60.5	69.2	67.4	67.0	69.2	63.3
Avg. Dist. to Rail [m]	4.3	2.3	3.2	4.4	2.4	4.4
Avg. Stride Freq. [Hz]	2.2	2.5	2.5	2.5	2.5	2.4
Avg. Stride Length [m]	5.2	7.1	7.3	7.4	7.0	7.0



[ ] Ranking at each section and finish  
-:-:- No data available at this section  
NA No data available

Horse/Jockey Name	DYER/Todd Pannell
Finish Rank	9
Fastest Section Time (Section)	0:10.72 (L1000)
Top Speed [km/h] (Section)	68.8 (Overall)
Race State	Finished



Morphettville-Professional-2025-09-13

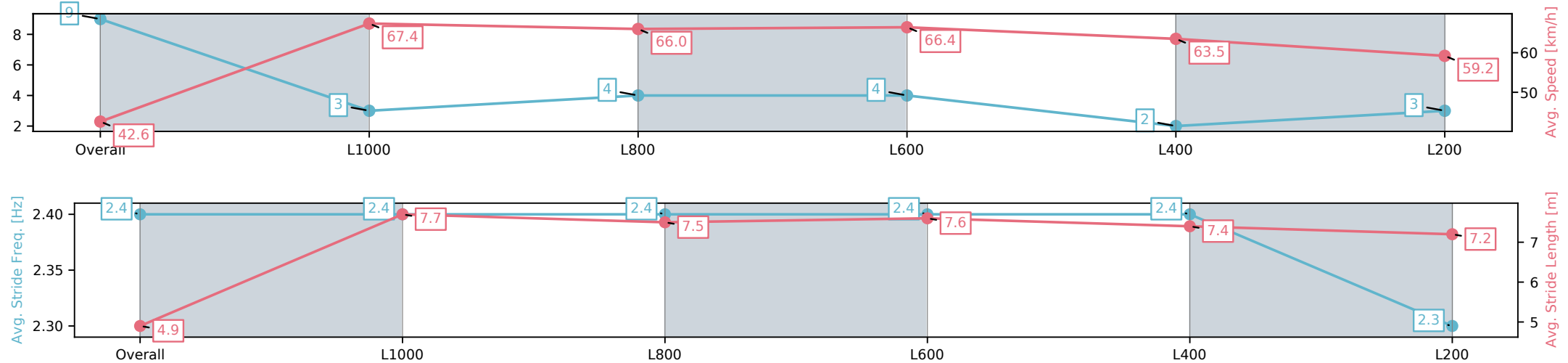
Race 7: Sportsbet Same Race Multi Handicap - 1100m

13 September 2025 - 4:02PM

Track Rating: Good 4, Weather: Fine, Rail Position: +13m 1200m-W/  
Post, +9m Remainder, Sectional 617 Metres



Section	Overall	L1000	L800	L600	L400	L200
Section Times	1:04.53[9] (0:08.46)	0:56.07[3] (0:10.72)	0:45.35[4] (0:10.94)	0:34.41[4] (0:10.89)	0:23.52[2] (0:11.32)	0:12.20[3] (0:12.20)
Average Speed [km/h]	42.6	67.4	66.0	66.4	63.5	59.2
Top Speed [km/h]	64.5	68.8	68.0	68.7	65.3	61.0
Avg. Dist. to Rail [m]	6.5	3.5	1.3	1.0	0.3	0.2
Avg. Stride Freq. [Hz]	2.4	2.4	2.4	2.4	2.4	2.3
Avg. Stride Length [m]	4.9	7.7	7.5	7.6	7.4	7.2



[ ] Ranking at each section and finish  
-:-:- No data available at this section  
NA No data available

Horse/Jockey Name	HALLSTATT/Alana Livesey
Finish Rank	10
Fastest Section Time (Section)	0:10.84 (L800)
Top Speed [km/h] (Section)	67.4 (L1000)
Race State	Finished



Morphettville-Professional-2025-09-13

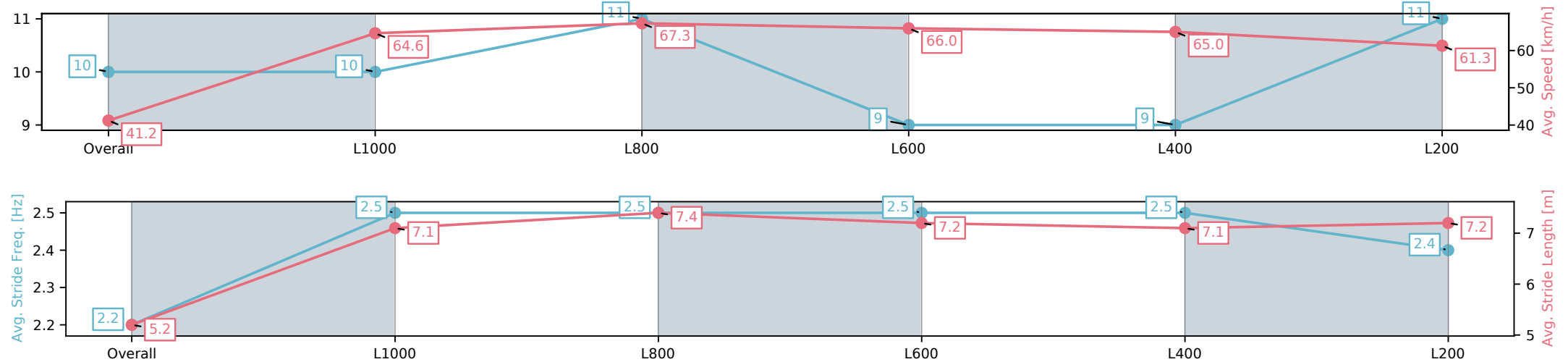
Race 7: Sportsbet Same Race Multi Handicap - 1100m

13 September 2025 - 4:02PM

Track Rating: Good 4, Weather: Fine, Rail Position: +13m 1200m-W/  
Post, +9m Remainder, Sectional 617 Metres



Section	Overall	L1000	L800	L600	L400	L200
Section Times	1:04.62[10] (0:08.77)	0:55.85[10] (0:11.13)	0:44.72[11] (0:10.84)	0:33.88[9] (0:11.05)	0:22.83[9] (0:11.09)	0:11.74[11] (0:11.74)
Average Speed [km/h]	41.2	64.6	67.3	66.0	65.0	61.3
Top Speed [km/h]	59.8	66.2	67.4	66.5	65.9	64.8
Avg. Dist. to Rail [m]	2.9	2.3	2.4	2.9	0.6	0.5
Avg. Stride Freq. [Hz]	2.2	2.5	2.5	2.5	2.5	2.4
Avg. Stride Length [m]	5.2	7.1	7.4	7.2	7.1	7.2



[ ] Ranking at each section and finish  
-:-:- No data available at this section  
NA No data available

Horse/Jockey Name	SAN LUCIDO/Connor Murtagh
Finish Rank	11
Fastest Section Time (Section)	0:10.85 (L800)
Top Speed [km/h] (Section)	67.4 (L1000)
Race State	Finished



Morphettville-Professional-2025-09-13

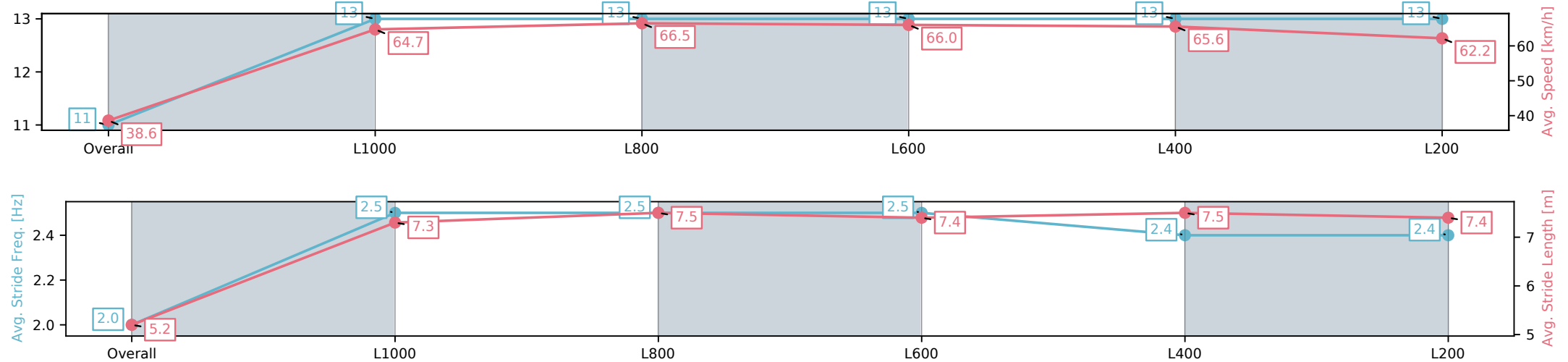
Race 7: Sportsbet Same Race Multi Handicap - 1100m

13 September 2025 - 4:02PM

Track Rating: Good 4, Weather: Fine, Rail Position: +13m 1200m-W/  
Post, +9m Remainder, Sectional 617 Metres



Section	Overall	L1000	L800	L600	L400	L200
Section Times	1:04.82[11] (0:09.31)	0:55.51[13] (0:11.14)	0:44.37[13] (0:10.85)	0:33.52[13] (0:10.92)	0:22.60[13] (0:10.99)	0:11.61[13] (0:11.61)
Average Speed [km/h]	38.6	64.7	66.5	66.0	65.6	62.2
Top Speed [km/h]	61.9	66.6	67.4	67.4	66.2	64.2
Avg. Dist. to Rail [m]	8.7	1.1	0.6	0.8	1.0	0.4
Avg. Stride Freq. [Hz]	2.0	2.5	2.5	2.5	2.4	2.4
Avg. Stride Length [m]	5.2	7.3	7.5	7.4	7.5	7.4



[ ] Ranking at each section and finish  
-:-:- No data available at this section  
NA No data available

Horse/Jockey Name	THUNDER PARK/Alana Kelly
Finish Rank	12
Fastest Section Time (Section)	0:10.60 (L1000)
Top Speed [km/h] (Section)	69.2 (Overall)
Race State	Finished



Morphettville-Professional-2025-09-13

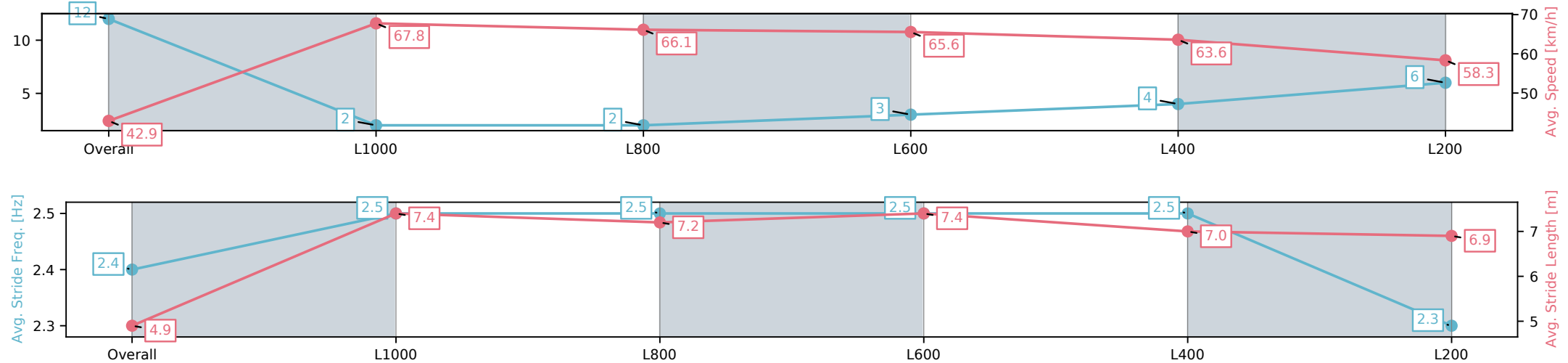
Race 7: Sportsbet Same Race Multi Handicap - 1100m

13 September 2025 - 4:02PM

Track Rating: Good 4, Weather: Fine, Rail Position: +13m 1200m-W/  
Post, +9m Remainder, Sectional 617 Metres



Section	Overall	L1000	L800	L600	L400	L200
Section Times	1:04.93[12] (0:08.38)	0:56.55[2] (0:10.60)	0:45.95[2] (0:11.07)	0:34.88[3] (0:11.19)	0:23.69[4] (0:11.35)	0:12.34[6] (0:12.34)
Average Speed [km/h]	42.9	67.8	66.1	65.6	63.6	58.3
Top Speed [km/h]	64.9	69.2	67.9	66.7	64.6	61.7
Avg. Dist. to Rail [m]	9.9	7.1	4.0	3.5	2.7	4.2
Avg. Stride Freq. [Hz]	2.4	2.5	2.5	2.5	2.5	2.3
Avg. Stride Length [m]	4.9	7.4	7.2	7.4	7.0	6.9



[ ] Ranking at each section and finish  
-:-:- No data available at this section  
NA No data available

Horse/Jockey Name	CORK HARBOUR/Taylor Johnstone
Finish Rank	13
Fastest Section Time (Section)	0:10.84 (L800)
Top Speed [km/h] (Section)	67.7 (Overall)
Race State	Finished



Morphettville-Professional-2025-09-13

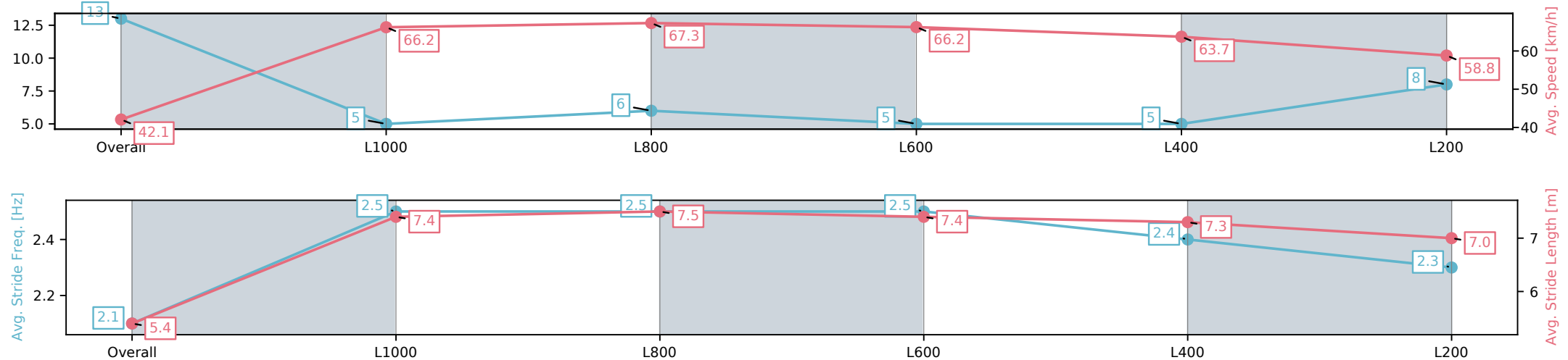
Race 7: Sportsbet Same Race Multi Handicap - 1100m

13 September 2025 - 4:02PM

Track Rating: Good 4, Weather: Fine, Rail Position: +13m 1200m-W/  
Post, +9m Remainder, Sectional 617 Metres



Section	Overall	L1000	L800	L600	L400	L200
Section Times	1:04.99[13] (0:08.56)	0:56.43[5] (0:10.87)	0:45.56[6] (0:10.84)	0:34.72[5] (0:11.13)	0:23.59[5] (0:11.38)	0:12.21[8] (0:12.21)
Average Speed [km/h]	42.1	66.2	67.3	66.2	63.7	58.8
Top Speed [km/h]	62.6	67.7	67.6	67.2	64.8	63.0
Avg. Dist. to Rail [m]	4.7	2.7	2.6	4.9	3.7	5.0
Avg. Stride Freq. [Hz]	2.1	2.5	2.5	2.5	2.4	2.3
Avg. Stride Length [m]	5.4	7.4	7.5	7.4	7.3	7.0



[ ] Ranking at each section and finish  
-:-:- No data available at this section  
NA No data available