



Morphettville-Professional-2025-09-13
Race 6: PFD Food Services Handicap - 1800m
13 September 2025 - 3:22PM



Track Rating: Good 4, Weather: Fine, Rail Position: +13m 1200m-W/Post, +9m Remainder,
Sectional 617 Metres

Section Field Times							Overall	L1600	L1400	L1200	L1000	L800			
							1:50.91 (0:14.99)	1:35.92 (0:12.01)	1:23.91 (0:11.94)	1:11.97 (0:12.17)	0:59.80 (0:11.94)	0:47.86 (0:12.00)			
Position	#	Horse/Jockey	Barrier	Top Speed [km/h]	Fastest Section	First 400m									Distance Travelled From Winner [m]
1	3	ANTHRACITE	2	62.4	0:11.74	0:27.00	1:50.91	1:35.93 [1]	1:23.91 [1]	1:11.97 [1]	0:59.81 [1]	0:47.86 [1]			
		Todd Pannell		800-600	400-200		(0:14.98)	(0:12.02)	(0:11.94)	(0:12.16)	(0:11.95)	(0:11.99)			
2	5	THE MANSMAN	3	62.4	0:11.70	0:27.31	1:51.09	1:35.93 [4]	1:23.78 [5]	1:11.74 [5]	0:59.60 [6]	0:47.70 [6]		+3	
		Jacob Opperman		800-600	400-200		(0:15.16)	(0:12.15)	(0:12.04)	(0:12.14)	(0:11.90)	(0:11.93)			
3	9	GIN RUMMY	7	63.8	0:11.65	0:27.38	1:51.24	1:36.05 [5]	1:23.86 [6]	1:11.78 [7]	0:59.60 [8]	0:47.67 [8]		+5	
		Connor Murtagh		600-400	400-200		(0:15.19)	(0:12.19)	(0:12.08)	(0:12.18)	(0:11.93)	(0:11.97)			
4	10	HIGH GARDEN	6	62.7	0:11.67	0:27.14	1:51.29	1:36.25 [2]	1:24.15 [2]	1:12.14 [2]	1:00.01 [2]	0:48.08 [3]		+5	
		Jason Holder		600-400	400-200		(0:15.04)	(0:12.10)	(0:12.01)	(0:12.13)	(0:11.93)	(0:11.99)			
5	8	AITCH D'AMICO	11	63.6	0:11.54	0:27.84	1:51.40	1:35.73 [11]	1:23.56 [11]	1:11.49 [10]	0:59.47 [10]	0:47.57 [9]		+4	
		Ben Price		600-400	400-200		(0:15.67)	(0:12.17)	(0:12.07)	(0:12.02)	(0:11.90)	(0:11.95)			
6	4	LOMAX	8	62.4	0:11.90	0:27.52	1:51.64	1:36.14 [9]	1:24.12 [7]	1:12.14 [8]	1:00.01 [7]	0:48.07 [7]		+1	
		Jake Toeroek		800-600	600-400		(0:15.50)	(0:12.02)	(0:11.98)	(0:12.13)	(0:11.94)	(0:12.00)			
7	2	MAKALU	10	64.0	0:11.64	0:28.09	1:51.66	1:36.00 [10]	1:23.57 [12]	1:11.43 [12]	0:59.46 [12]	0:47.75 [11]		+0	
		Jett Stanley		1200-1000	600-400		(0:15.66)	(0:12.43)	(0:12.14)	(0:11.97)	(0:11.71)	(0:11.83)			
8	11	AMBER NOOK	9	64.0	0:11.74	0:27.84	1:51.83	1:36.35 [8]	1:23.99 [10]	1:11.84 [11]	0:59.81 [11]	0:47.84 [12]		+9	
		Alana Kelly		800-600	400-200		(0:15.48)	(0:12.36)	(0:12.15)	(0:12.03)	(0:11.97)	(0:11.79)			
9	1	BOOM BANG	1	62.2	0:11.81	0:27.19	1:51.84	1:36.78 [3]	1:24.65 [4]	1:12.64 [3]	1:00.50 [3]	0:48.57 [4]		-1	
		Sairyn Fawke		600-400	400-200		(0:15.06)	(0:12.13)	(0:12.01)	(0:12.14)	(0:11.93)	(0:12.03)			
10	7	PETA'S HEART	12	61.6	0:11.91	0:27.17	1:51.89	1:36.63 [6]	1:24.72 [3]	1:12.67 [4]	1:00.54 [4]	0:48.55 [5]		+7	
		Taylor Johnstone		800-600	1600-1400		(0:15.26)	(0:11.91)	(0:12.05)	(0:12.13)	(0:11.99)	(0:11.96)			

Scratched: Pulambi (#12)

Report Created: Sat 13 September 2025 16:16:29 GMT+10 (Note: Timing is based on positional data)

Page 1/16

[] Position in running at each section and finish
-:-:- No data available at this section
NA No data available
█ Background shading for fastest section

Saddle cloth number
DNF Did not finish
DNT Did not track



Morphettville-Professional-2025-09-13
Race 6: PFD Food Services Handicap - 1800m
13 September 2025 - 3:22PM



Track Rating: Good 4, Weather: Fine, Rail Position: +13m 1200m-W/Post, +9m Remainder,
Sectional 617 Metres

Section Field Times							Overall	L1600	L1400	L1200	L1000	L800			
							1:50.91 (0:14.99)	1:35.92 (0:12.01)	1:23.91 (0:11.94)	1:11.97 (0:12.17)	0:59.80 (0:11.94)	0:47.86 (0:12.00)			
Position	#	Horse/Jockey	Barrier	Top Speed [km/h]	Fastest Section	First 400m									Distance Travelled From Winner [m]
11	6	JACKSON RUN	5	63.3	0:11.78	0:27.62	1:52.05	1:36.71 [7]	1:24.43 [9]	1:12.30 [9]	1:00.18 [9]	0:48.21 [10]		+8	
		Zoe Lloyd		1000-800	800-600		(0:15.34)	(0:12.28)	(0:12.13)	(0:12.12)	(0:11.97)	(0:11.78)			
12	13	SPELMAN	4	63.8	0:11.59	0:27.55	1:53.03	1:37.07 [12]	1:25.48 [8]	1:13.61 [6]	1:01.59 [5]	0:49.83 [2]		+13	
		Brooke King		1600-1400	1600-1400		(0:15.96)	(0:11.59)	(0:11.87)	(0:12.02)	(0:11.76)	(0:12.13)			

Scratched: Pulambi (#12)

- []

Position in running at each section and finish
- :--:--

No data available at this section
- NA

No data available
- Background shading for fastest section
- #

Saddle cloth number
- DNF

Did not finish
- DNT

Did not track



Morphettville-Professional-2025-09-13
Race 6: PFD Food Services Handicap - 1800m
13 September 2025 - 3:22PM



Track Rating: Good 4, Weather: Fine, Rail Position: +13m 1200m-W/Post, +9m Remainder,
Sectional 617 Metres

Section
Field Times

Section Field Times							L600 0:35.86 (0:11.81)	L400 0:24.05 (0:11.74)	L200 0:12.31 (0:12.31)						
Position	#	Horse/Jockey	Barrier	Top Speed [km/h]	Fastest Section	First 400m	Margin								Distance Travelled From Winner [m]
1	3	ANTHRACITE	2	62.4	0:11.74	0:27.00	0:35.87 [1]	0:24.05 [1]	0:12.31 [1]	1:50.91					
		Todd Pannell		800-600	400-200		(0:11.82)	(0:11.74)	(0:12.31)						
2	5	THE MANSMAN	3	62.4	0:11.70	0:27.31	0:35.77 [5]	0:23.94 [3]	0:12.24 [3]	1.23L				+3	
		Jacob Opperman		800-600	400-200		(0:11.83)	(0:11.70)	(0:12.24)						
3	9	GIN RUMMY	7	63.8	0:11.65	0:27.38	0:35.70 [7]	0:23.80 [7]	0:12.15 [5]	2.21L				+5	
		Connor Murtagh		600-400	400-200		(0:11.90)	(0:11.65)	(0:12.15)						
4	10	HIGH GARDEN	6	62.7	0:11.67	0:27.14	0:36.09 [2]	0:24.28 [2]	0:12.61 [2]	2.54L				+5	
		Jason Holder		600-400	400-200		(0:11.81)	(0:11.67)	(0:12.61)						
5	8	AITCH D'AMICO	11	63.6	0:11.54	0:27.84	0:35.62 [11]	0:23.77 [12]	0:12.23 [7]	3.27L				+4	
		Ben Price		600-400	400-200		(0:11.85)	(0:11.54)	(0:12.23)						
6	4	LOMAX	8	62.4	0:11.90	0:27.52	0:36.07 [8]	0:24.17 [8]	0:12.26 [10]	4.89L				+1	
		Jake Toeroek		800-600	600-400		(0:11.90)	(0:11.91)	(0:12.26)						
7	2	MAKALU	10	64.0	0:11.64	0:28.09	0:35.92 [10]	0:24.28 [6]	0:12.54 [6]	5.01L				+0	
		Jett Stanley		1200-1000	600-400		(0:11.64)	(0:11.74)	(0:12.54)						
8	11	AMBER NOOK	9	64.0	0:11.74	0:27.84	0:36.05 [12]	0:24.23 [11]	0:12.49 [9]	6.11L				+9	
		Alana Kelly		800-600	400-200		(0:11.82)	(0:11.74)	(0:12.49)						
9	1	BOOM BANG	1	62.2	0:11.81	0:27.19	0:36.54 [3]	0:24.58 [4]	0:12.77 [4]	6.2L				-1	
		Sairyn Fawke		600-400	400-200		(0:11.96)	(0:11.81)	(0:12.77)						
10	7	PETA'S HEART	12	61.6	0:11.91	0:27.17	0:36.59 [4]	0:24.58 [5]	0:12.63 [8]	6.51L				+7	
		Taylor Johnstone		800-600	1600-1400		(0:12.01)	(0:11.95)	(0:12.63)						

Scratched: Pulambi (#12)

Report Created: Sat 13 September 2025 16:16:29 GMT+10 (Note: Timing is based on positional data)

Page 3/16

[] Position in running at each section and finish
-:-:- No data available at this section
NA No data available
■ Background shading for fastest section

Saddle cloth number
DNF Did not finish
DNT Did not track



Morphettville-Professional-2025-09-13
Race 6: PFD Food Services Handicap - 1800m
13 September 2025 - 3:22PM



Track Rating: Good 4, Weather: Fine, Rail Position: +13m 1200m-W/Post, +9m Remainder,
Sectional 617 Metres

Section Field Times							L600 0:35.86 (0:11.81)	L400 0:24.05 (0:11.74)	L200 0:12.31 (0:12.31)						
Position	#	Horse/Jockey	Barrier	Top Speed [km/h]	Fastest Section	First 400m	Margin								Distance Travelled From Winner [m]
11	6	JACKSON RUN	5	63.3	0:11.78	0:27.62	0:36.43 [9]	0:24.54 [9]	0:12.56 [11]	7.61L				+8	
		Zoe Lloyd		1000-800	800-600		(0:11.89)	(0:11.98)	(0:12.56)						
12	13	SPELMAN	4	63.8	0:11.59	0:27.55	0:37.70 [6]	0:25.46 [10]	0:13.19 [12]	14.11L				+13	
		Brooke King		1600-1400	1600-1400		(0:12.24)	(0:12.27)	(0:13.19)						

Scratched: Pulambi (#12)

Horse/Jockey Name	ANTHRACITE/Todd Pannell
Finish Rank	1
Fastest Section Time (Section)	0:11.74 (L400)
Top Speed [km/h] (Section)	62.4 (L800)
Race State	Finished



Morphettville-Professional-2025-09-13

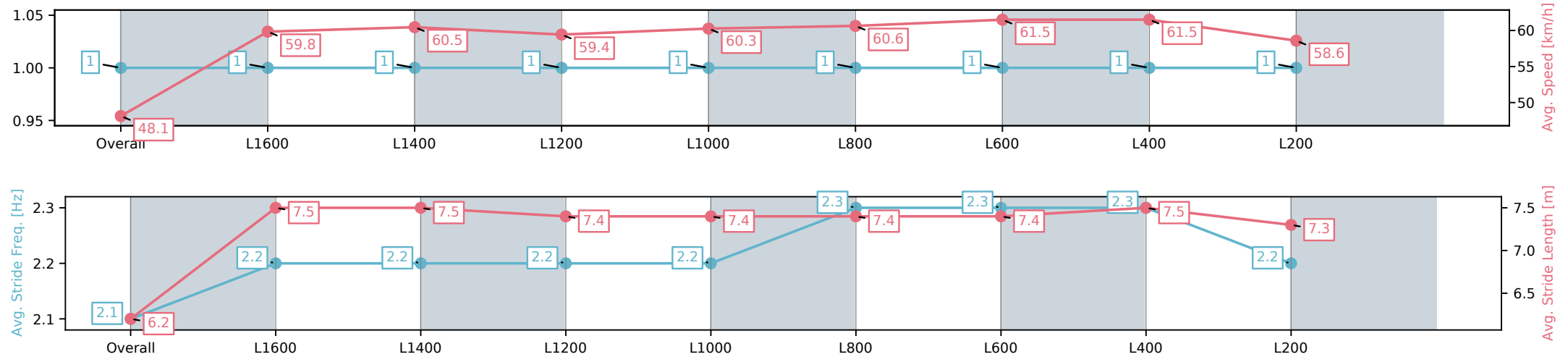
Race 6: PFD Food Services Handicap - 1800m

13 September 2025 - 3:22PM

Track Rating: Good 4, Weather: Fine, Rail Position: +13m 1200m-W/
Post, +9m Remainder, Sectional 617 Metres



Section	Overall	L1600	L1400	L1200	L1000	L800	L600	L400	L200
Section Times	1:50.91[1] (0:14.98)	1:35.93[1] (0:12.02)	1:23.91[1] (0:11.94)	1:11.97[1] (0:12.16)	0:59.81[1] (0:11.95)	0:47.86[1] (0:11.99)	0:35.87[1] (0:11.82)	0:24.05[1] (0:11.74)	0:12.31[1] (0:12.31)
Average Speed [km/h]	48.1	59.8	60.5	59.4	60.3	60.6	61.5	61.5	58.6
Top Speed [km/h]	60.2	60.3	61.3	60.3	61.3	61.0	62.4	62.2	61.0
Avg. Dist. to Rail [m]	2.1	1.4	0.6	1.6	2.2	2.4	2.1	0.8	1.5
Avg. Stride Freq. [Hz]	2.1	2.2	2.2	2.2	2.2	2.3	2.3	2.3	2.2
Avg. Stride Length [m]	6.2	7.5	7.5	7.4	7.4	7.4	7.4	7.5	7.3



[] Ranking at each section and finish
-:-:- No data available at this section
NA No data available

Horse/Jockey Name	THE MANSMAN/Jacob Opperman
Finish Rank	2
Fastest Section Time (Section)	0:11.70 (L400)
Top Speed [km/h] (Section)	62.4 (L800)
Race State	Finished



Morphettville-Professional-2025-09-13

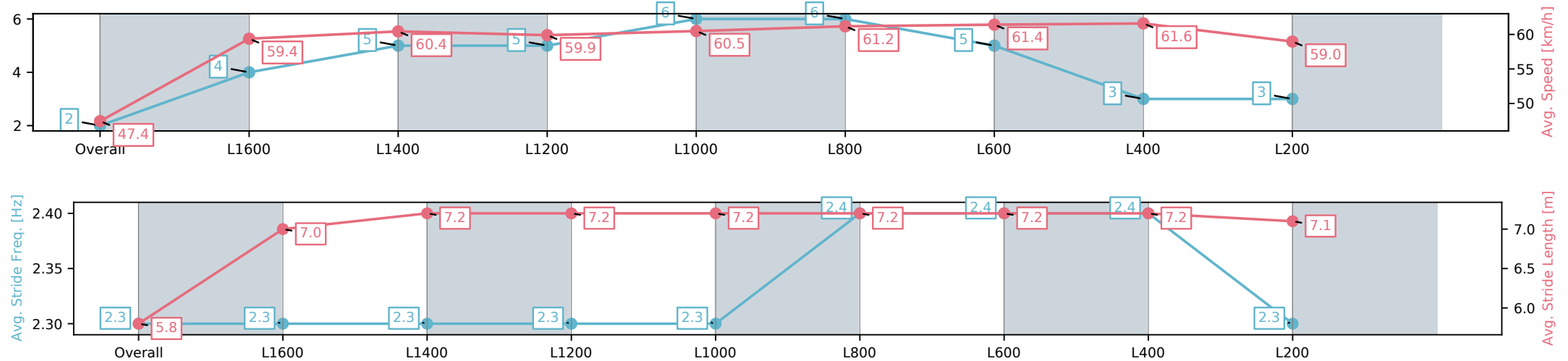
Race 6: PFD Food Services Handicap - 1800m

13 September 2025 - 3:22PM

Track Rating: Good 4, Weather: Fine, Rail Position: +13m 1200m-W/
Post, +9m Remainder, Sectional 617 Metres



Section	Overall	L1600	L1400	L1200	L1000	L800	L600	L400	L200
Section Times	1:51.09[2] (0:15.16)	1:35.93[4] (0:12.15)	1:23.78[5] (0:12.04)	1:11.74[5] (0:12.14)	0:59.60[6] (0:11.90)	0:47.70[6] (0:11.93)	0:35.77[5] (0:11.83)	0:23.94[3] (0:11.70)	0:12.24[3] (0:12.24)
Average Speed [km/h]	47.4	59.4	60.4	59.9	60.5	61.2	61.4	61.6	59.0
Top Speed [km/h]	59.5	59.6	61.5	60.8	61.8	61.7	62.4	62.4	60.3
Avg. Dist. to Rail [m]	2.5	2.0	2.1	3.0	3.3	3.2	2.5	0.5	1.1
Avg. Stride Freq. [Hz]	2.3	2.3	2.3	2.3	2.3	2.4	2.4	2.4	2.3
Avg. Stride Length [m]	5.8	7.0	7.2	7.2	7.2	7.2	7.2	7.2	7.1



[] Ranking at each section and finish
-:-:- No data available at this section
NA No data available

Horse/Jockey Name	GIN RUMMY/Connor Murtagh
Finish Rank	3
Fastest Section Time (Section)	0:11.65 (L400)
Top Speed [km/h] (Section)	63.8 (L600)
Race State	Finished



Morphettville-Professional-2025-09-13

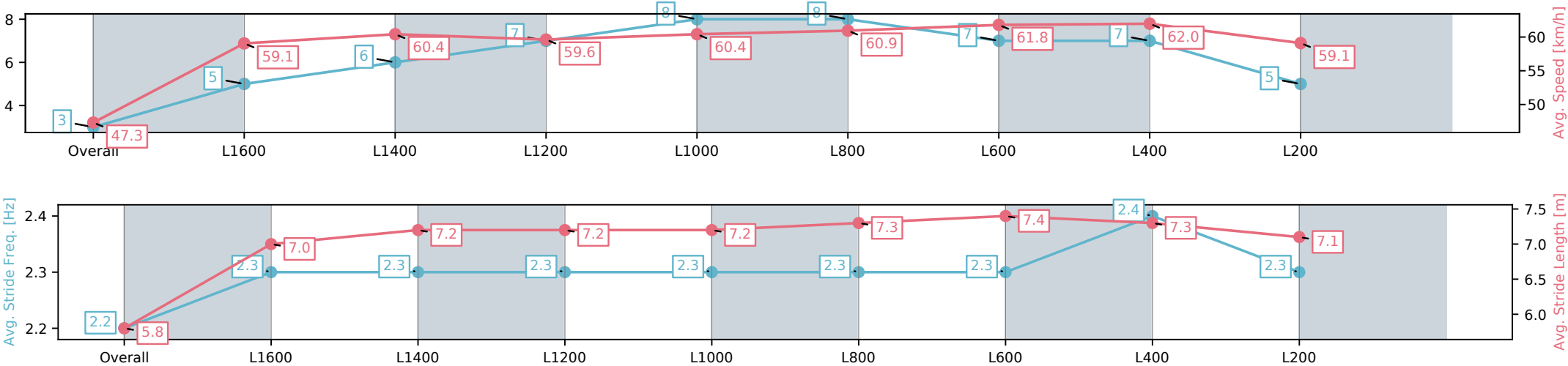
Race 6: PFD Food Services Handicap - 1800m

13 September 2025 - 3:22PM

Track Rating: Good 4, Weather: Fine, Rail Position: +13m 1200m-W/
Post, +9m Remainder, Sectional 617 Metres



Section	Overall	L1600	L1400	L1200	L1000	L800	L600	L400	L200
Section Times	1:51.24[3] (0:15.19)	1:36.05[5] (0:12.19)	1:23.86[6] (0:12.08)	1:11.78[7] (0:12.18)	0:59.60[8] (0:11.93)	0:47.67[8] (0:11.97)	0:35.70[7] (0:11.90)	0:23.80[7] (0:11.65)	0:12.15[5] (0:12.15)
Average Speed [km/h]	47.3	59.1	60.4	59.6	60.4	60.9	61.8	62.0	59.1
Top Speed [km/h]	59.0	59.7	61.6	60.8	61.1	61.8	62.3	63.8	61.2
Avg. Dist. to Rail [m]	5.1	2.9	2.5	3.8	4.1	3.8	3.3	1.3	2.0
Avg. Stride Freq. [Hz]	2.2	2.3	2.3	2.3	2.3	2.3	2.3	2.4	2.3
Avg. Stride Length [m]	5.8	7.0	7.2	7.2	7.2	7.3	7.4	7.3	7.1



[] Ranking at each section and finish
-:-:- No data available at this section
NA No data available

Horse/Jockey Name	HIGH GARDEN/Jason Holder
Finish Rank	4
Fastest Section Time (Section)	0:11.67 (L400)
Top Speed [km/h] (Section)	62.7 (L600)
Race State	Finished



Morphettville-Professional-2025-09-13

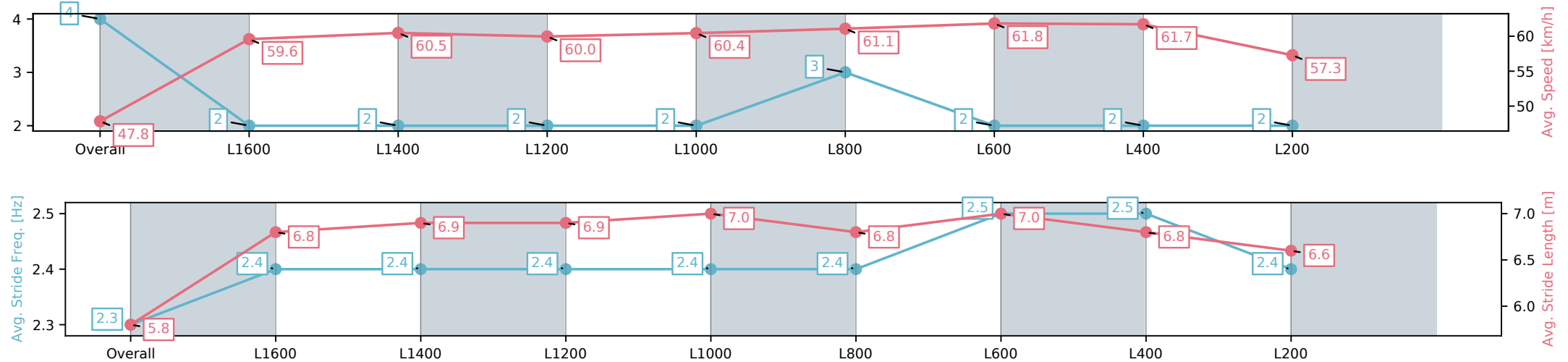
Race 6: PFD Food Services Handicap - 1800m

13 September 2025 - 3:22PM

Track Rating: Good 4, Weather: Fine, Rail Position: +13m 1200m-W/
Post, +9m Remainder, Sectional 617 Metres



Section	Overall	L1600	L1400	L1200	L1000	L800	L600	L400	L200
Section Times	1:51.29[4] (0:15.04)	1:36.25[2] (0:12.10)	1:24.15[2] (0:12.01)	1:12.14[2] (0:12.13)	1:00.01[2] (0:11.93)	0:48.08[3] (0:11.99)	0:36.09[2] (0:11.81)	0:24.28[2] (0:11.67)	0:12.61[2] (0:12.61)
Average Speed [km/h]	47.8	59.6	60.5	60.0	60.4	61.1	61.8	61.7	57.3
Top Speed [km/h]	60.3	60.3	61.6	60.8	61.5	61.7	62.4	62.7	60.2
Avg. Dist. to Rail [m]	4.2	2.8	2.2	3.3	4.3	4.0	3.0	1.5	2.5
Avg. Stride Freq. [Hz]	2.3	2.4	2.4	2.4	2.4	2.4	2.5	2.5	2.4
Avg. Stride Length [m]	5.8	6.8	6.9	6.9	7.0	6.8	7.0	6.8	6.6



[] Ranking at each section and finish
-:-:- No data available at this section
NA No data available

Horse/Jockey Name	AITCH D'AMICO/Ben Price
Finish Rank	5
Fastest Section Time (Section)	0:11.54 (L400)
Top Speed [km/h] (Section)	63.6 (L600)
Race State	Finished



Morphettville-Professional-2025-09-13

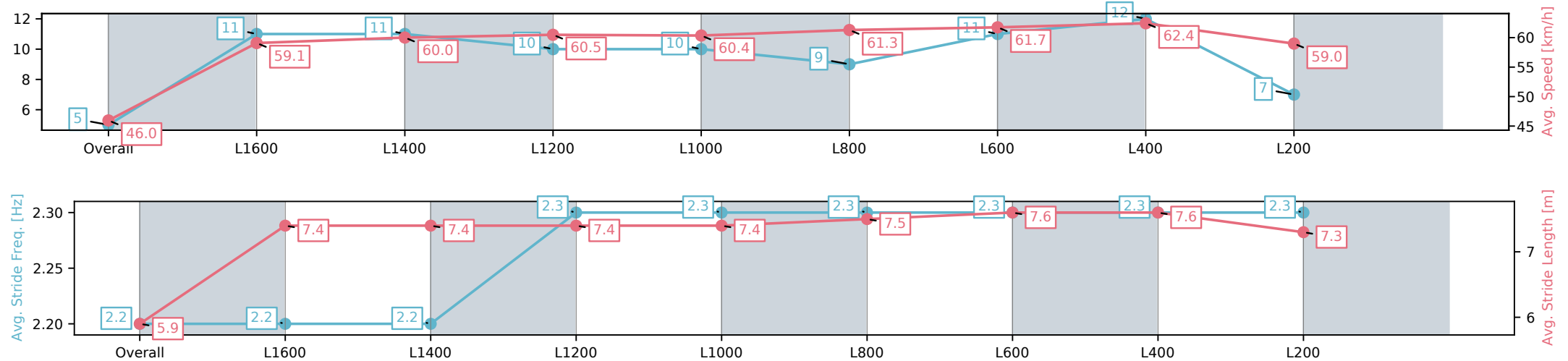
Race 6: PFD Food Services Handicap - 1800m

13 September 2025 - 3:22PM

Track Rating: Good 4, Weather: Fine, Rail Position: +13m 1200m-W/
Post, +9m Remainder, Sectional 617 Metres



Section	Overall	L1600	L1400	L1200	L1000	L800	L600	L400	L200
Section Times	1:51.40[5] (0:15.67)	1:35.73[11] (0:12.17)	1:23.56[11] (0:12.07)	1:11.49[10] (0:12.02)	0:59.47[10] (0:11.90)	0:47.57[9] (0:11.95)	0:35.62[11] (0:11.85)	0:23.77[12] (0:11.54)	0:12.23[7] (0:12.23)
Average Speed [km/h]	46.0	59.1	60.0	60.5	60.4	61.3	61.7	62.4	59.0
Top Speed [km/h]	58.9	59.7	61.2	61.1	63.0	62.4	62.7	63.6	61.1
Avg. Dist. to Rail [m]	6.3	1.1	1.1	2.5	3.3	3.9	3.6	1.4	3.4
Avg. Stride Freq. [Hz]	2.2	2.2	2.2	2.3	2.3	2.3	2.3	2.3	2.3
Avg. Stride Length [m]	5.9	7.4	7.4	7.4	7.4	7.5	7.6	7.6	7.3



[] Ranking at each section and finish
-:-:- No data available at this section
NA No data available

Horse/Jockey Name	LOMAX/Jake Toeroek
Finish Rank	6
Fastest Section Time (Section)	0:11.90 (L600)
Top Speed [km/h] (Section)	62.4 (L800)
Race State	Finished



Morphettville-Professional-2025-09-13

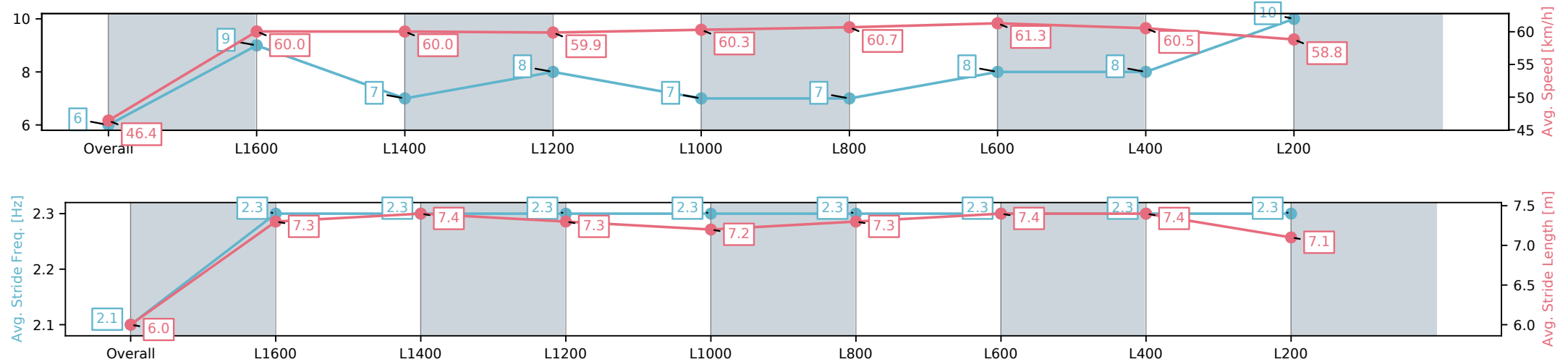
Race 6: PFD Food Services Handicap - 1800m

13 September 2025 - 3:22PM

Track Rating: Good 4, Weather: Fine, Rail Position: +13m 1200m-W/
Post, +9m Remainder, Sectional 617 Metres



Section	Overall	L1600	L1400	L1200	L1000	L800	L600	L400	L200
Section Times	1:51.64[6] (0:15.50)	1:36.14[9] (0:12.02)	1:24.12[7] (0:11.98)	1:12.14[8] (0:12.13)	1:00.01[7] (0:11.94)	0:48.07[7] (0:12.00)	0:36.07[8] (0:11.90)	0:24.17[8] (0:11.91)	0:12.26[10] (0:12.26)
Average Speed [km/h]	46.4	60.0	60.0	59.9	60.3	60.7	61.3	60.5	58.8
Top Speed [km/h]	60.5	60.7	61.2	60.6	61.2	61.8	62.4	61.8	60.4
Avg. Dist. to Rail [m]	4.3	0.3	0.5	2.1	2.4	2.7	2.8	1.4	2.8
Avg. Stride Freq. [Hz]	2.1	2.3	2.3	2.3	2.3	2.3	2.3	2.3	2.3
Avg. Stride Length [m]	6.0	7.3	7.4	7.3	7.2	7.3	7.4	7.4	7.1



[] Ranking at each section and finish
-:-:- No data available at this section
NA No data available

Horse/Jockey Name	MAKALU/Jett Stanley
Finish Rank	7
Fastest Section Time (Section)	0:11.64 (L600)
Top Speed [km/h] (Section)	64.0 (L1200)
Race State	Finished



Morphettville-Professional-2025-09-13

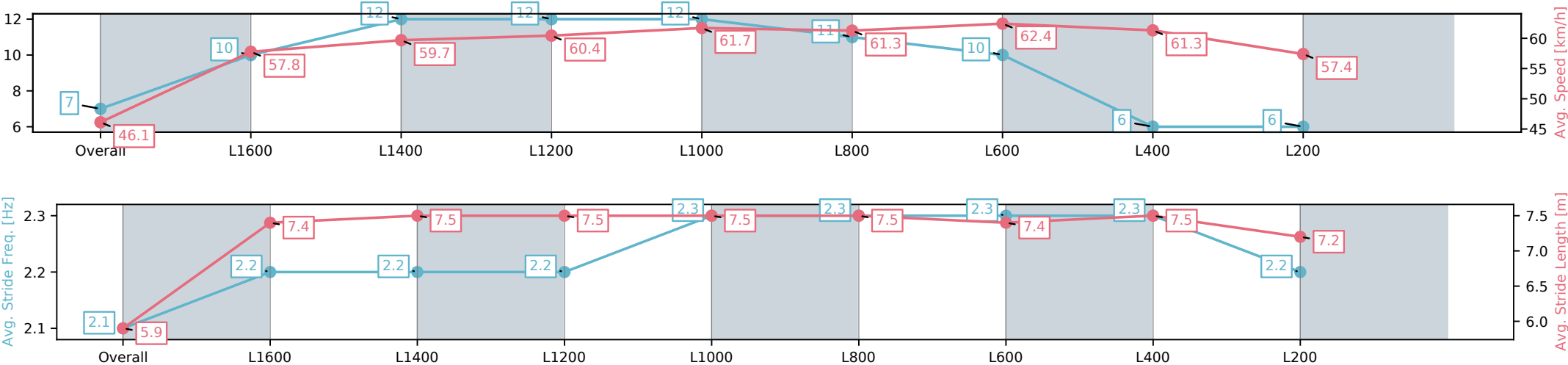
Race 6: PFD Food Services Handicap - 1800m

13 September 2025 - 3:22PM

Track Rating: Good 4, Weather: Fine, Rail Position: +13m 1200m-W/
Post, +9m Remainder, Sectional 617 Metres



Section	Overall	L1600	L1400	L1200	L1000	L800	L600	L400	L200
Section Times	1:51.66[7] (0:15.66)	1:36.00[10] (0:12.43)	1:23.57[12] (0:12.14)	1:11.43[12] (0:11.97)	0:59.46[12] (0:11.71)	0:47.75[11] (0:11.83)	0:35.92[10] (0:11.64)	0:24.28[6] (0:11.74)	0:12.54[6] (0:12.54)
Average Speed [km/h]	46.1	57.8	59.7	60.4	61.7	61.3	62.4	61.3	57.4
Top Speed [km/h]	56.0	58.9	61.2	61.3	64.0	63.6	63.1	62.2	60.5
Avg. Dist. to Rail [m]	7.5	2.3	1.2	2.1	2.2	2.2	1.7	0.3	0.4
Avg. Stride Freq. [Hz]	2.1	2.2	2.2	2.2	2.3	2.3	2.3	2.3	2.2
Avg. Stride Length [m]	5.9	7.4	7.5	7.5	7.5	7.5	7.4	7.5	7.2



[] Ranking at each section and finish
-:-:- No data available at this section
NA No data available

Horse/Jockey Name	AMBER NOOK/Alana Kelly
Finish Rank	8
Fastest Section Time (Section)	0:11.74 (L400)
Top Speed [km/h] (Section)	64.0 (L800)
Race State	Finished



Morphettville-Professional-2025-09-13

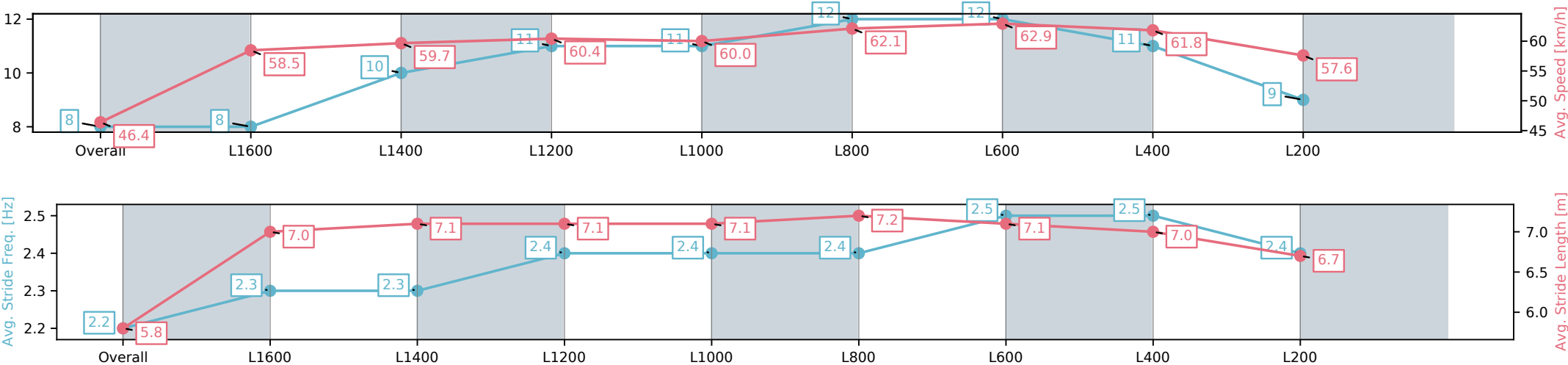
Race 6: PFD Food Services Handicap - 1800m

13 September 2025 - 3:22PM

Track Rating: Good 4, Weather: Fine, Rail Position: +13m 1200m-W/
Post, +9m Remainder, Sectional 617 Metres



Section	Overall	L1600	L1400	L1200	L1000	L800	L600	L400	L200
Section Times	1:51.83[8] (0:15.48)	1:36.35[8] (0:12.36)	1:23.99[10] (0:12.15)	1:11.84[11] (0:12.03)	0:59.81[11] (0:11.97)	0:47.84[12] (0:11.79)	0:36.05[12] (0:11.82)	0:24.23[11] (0:11.74)	0:12.49[9] (0:12.49)
Average Speed [km/h]	46.4	58.5	59.7	60.4	60.0	62.1	62.9	61.8	57.6
Top Speed [km/h]	58.0	59.0	61.6	61.5	62.4	63.7	64.0	63.3	60.9
Avg. Dist. to Rail [m]	6.0	2.1	1.7	3.1	3.2	4.1	6.2	5.9	6.8
Avg. Stride Freq. [Hz]	2.2	2.3	2.3	2.4	2.4	2.4	2.5	2.5	2.4
Avg. Stride Length [m]	5.8	7.0	7.1	7.1	7.1	7.2	7.1	7.0	6.7



[] Ranking at each section and finish
-:-:- No data available at this section
NA No data available

Horse/Jockey Name	BOOM BANG/Sairyn Fawke
Finish Rank	9
Fastest Section Time (Section)	0:11.81 (L400)
Top Speed [km/h] (Section)	62.2 (L600)
Race State	Finished



Morphettville-Professional-2025-09-13

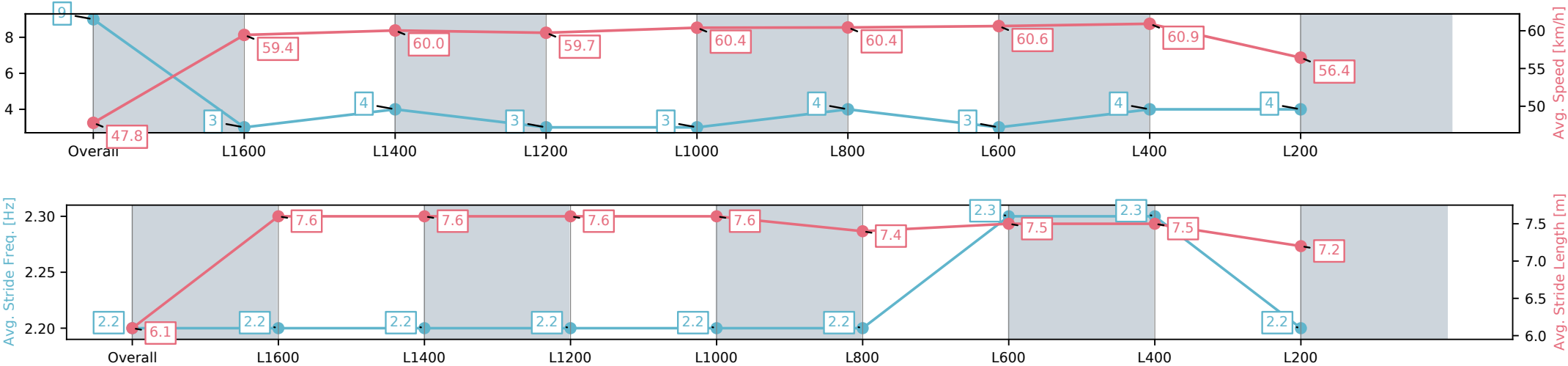
Race 6: PFD Food Services Handicap - 1800m

13 September 2025 - 3:22PM

Track Rating: Good 4, Weather: Fine, Rail Position: +13m 1200m-W/
Post, +9m Remainder, Sectional 617 Metres



Section	Overall	L1600	L1400	L1200	L1000	L800	L600	L400	L200
Section Times	1:51.84[9] (0:15.06)	1:36.78[3] (0:12.13)	1:24.65[4] (0:12.01)	1:12.64[3] (0:12.14)	1:00.50[3] (0:11.93)	0:48.57[4] (0:12.03)	0:36.54[3] (0:11.96)	0:24.58[4] (0:11.81)	0:12.77[4] (0:12.77)
Average Speed [km/h]	47.8	59.4	60.0	59.7	60.4	60.4	60.6	60.9	56.4
Top Speed [km/h]	61.3	59.7	61.4	60.4	61.4	61.1	61.1	62.2	59.2
Avg. Dist. to Rail [m]	0.6	0.9	0.9	2.0	2.3	2.3	2.1	0.5	0.9
Avg. Stride Freq. [Hz]	2.2	2.2	2.2	2.2	2.2	2.2	2.3	2.3	2.2
Avg. Stride Length [m]	6.1	7.6	7.6	7.6	7.6	7.4	7.5	7.5	7.2



[] Ranking at each section and finish
-:-:- No data available at this section
NA No data available

Horse/Jockey Name	PETA'S HEART/Taylor Johnstone
Finish Rank	10
Fastest Section Time (Section)	0:11.91 (L1600)
Top Speed [km/h] (Section)	61.6 (L800)
Race State	Finished



Morphettville-Professional-2025-09-13

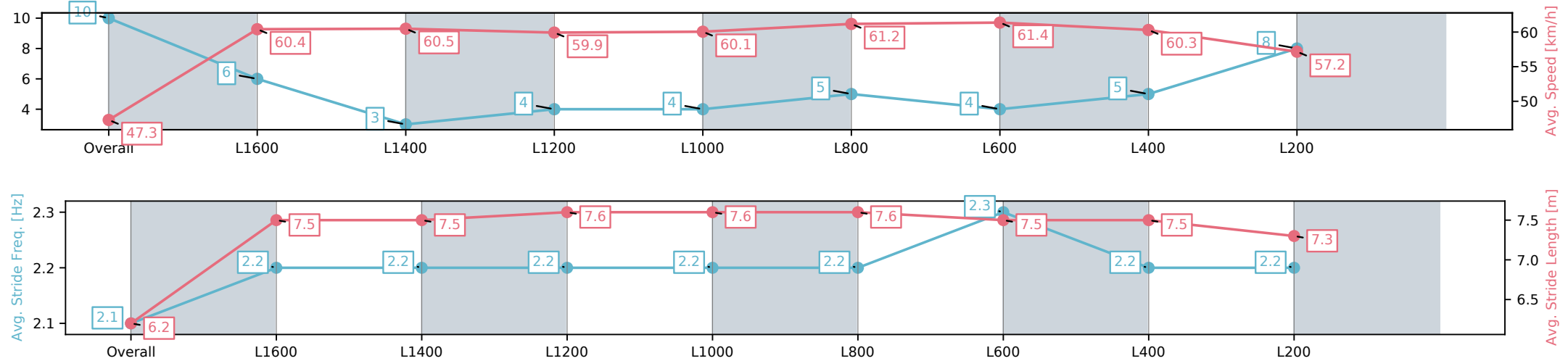
Race 6: PFD Food Services Handicap - 1800m

13 September 2025 - 3:22PM

Track Rating: Good 4, Weather: Fine, Rail Position: +13m 1200m-W/
Post, +9m Remainder, Sectional 617 Metres



Section	Overall	L1600	L1400	L1200	L1000	L800	L600	L400	L200
Section Times	1:51.89[10] (0:15.26)	1:36.63[6] (0:11.91)	1:24.72[3] (0:12.05)	1:12.67[4] (0:12.13)	1:00.54[4] (0:11.99)	0:48.55[5] (0:11.96)	0:36.59[4] (0:12.01)	0:24.58[5] (0:11.95)	0:12.63[8] (0:12.63)
Average Speed [km/h]	47.3	60.4	60.5	59.9	60.1	61.2	61.4	60.3	57.2
Top Speed [km/h]	60.4	60.7	61.1	61.1	61.0	61.5	61.6	61.1	59.0
Avg. Dist. to Rail [m]	9.4	4.5	2.8	3.7	4.2	4.1	3.9	2.7	4.3
Avg. Stride Freq. [Hz]	2.1	2.2	2.2	2.2	2.2	2.2	2.3	2.2	2.2
Avg. Stride Length [m]	6.2	7.5	7.5	7.6	7.6	7.6	7.5	7.5	7.3



[] Ranking at each section and finish
-:-:- No data available at this section
NA No data available

Horse/Jockey Name	JACKSON RUN/Zoe Lloyd
Finish Rank	11
Fastest Section Time (Section)	0:11.78 (L800)
Top Speed [km/h] (Section)	63.3 (L1000)
Race State	Finished



Morphettville-Professional-2025-09-13

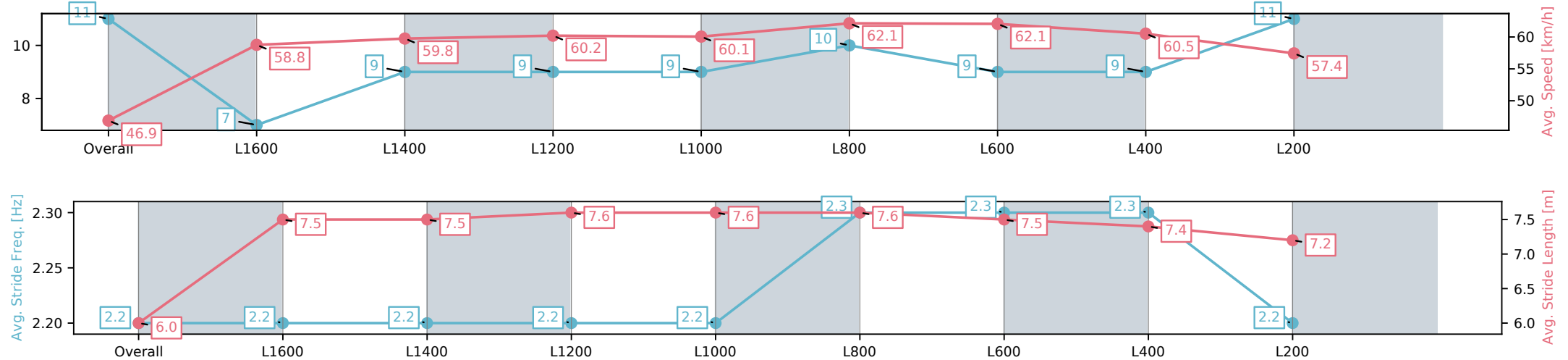
Race 6: PFD Food Services Handicap - 1800m

13 September 2025 - 3:22PM

Track Rating: Good 4, Weather: Fine, Rail Position: +13m 1200m-W/
Post, +9m Remainder, Sectional 617 Metres



Section	Overall	L1600	L1400	L1200	L1000	L800	L600	L400	L200
Section Times	1:52.05[11] (0:15.34)	1:36.71[7] (0:12.28)	1:24.43[9] (0:12.13)	1:12.30[9] (0:12.12)	1:00.18[9] (0:11.97)	0:48.21[10] (0:11.78)	0:36.43[9] (0:11.89)	0:24.54[9] (0:11.98)	0:12.56[11] (0:12.56)
Average Speed [km/h]	46.9	58.8	59.8	60.2	60.1	62.1	62.1	60.5	57.4
Top Speed [km/h]	58.6	59.4	61.2	60.9	62.2	63.3	63.0	61.2	58.7
Avg. Dist. to Rail [m]	3.5	2.1	2.0	3.4	4.0	4.7	4.7	3.9	6.6
Avg. Stride Freq. [Hz]	2.2	2.2	2.2	2.2	2.2	2.3	2.3	2.3	2.2
Avg. Stride Length [m]	6.0	7.5	7.5	7.6	7.6	7.6	7.5	7.4	7.2



[] Ranking at each section and finish
-:-:- No data available at this section
NA No data available

Horse/Jockey Name	SPELMAN/Brooke King
Finish Rank	12
Fastest Section Time (Section)	0:11.59 (L1600)
Top Speed [km/h] (Section)	63.8 (L1600)
Race State	Finished



Morphettville-Professional-2025-09-13

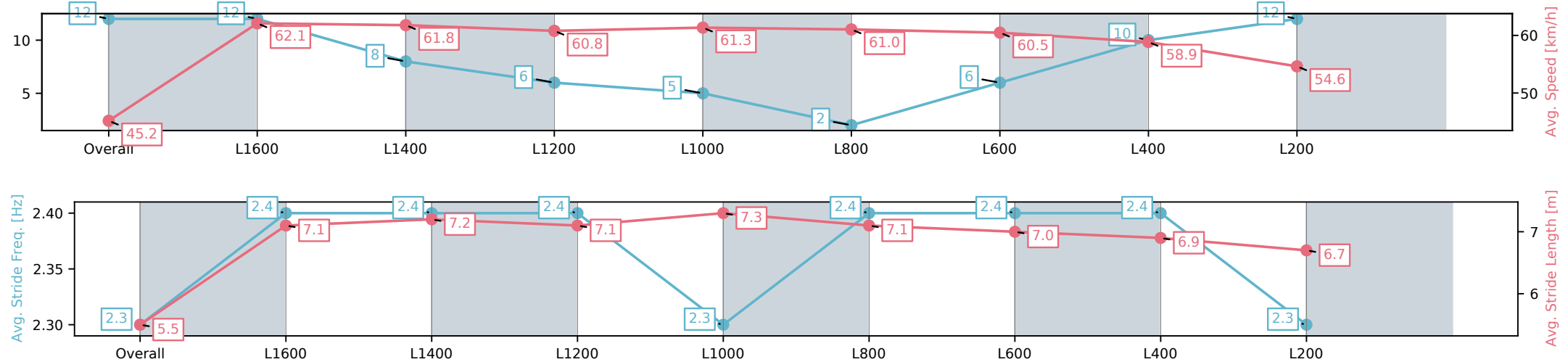
Race 6: PFD Food Services Handicap - 1800m

13 September 2025 - 3:22PM

Track Rating: Good 4, Weather: Fine, Rail Position: +13m 1200m-W/
Post, +9m Remainder, Sectional 617 Metres



Section	Overall	L1600	L1400	L1200	L1000	L800	L600	L400	L200
Section Times	1:53.03[12] (0:15.96)	1:37.07[12] (0:11.59)	1:25.48[8] (0:11.87)	1:13.61[6] (0:12.02)	1:01.59[5] (0:11.76)	0:49.83[2] (0:12.13)	0:37.70[6] (0:12.24)	0:25.46[10] (0:12.27)	0:13.19[12] (0:13.19)
Average Speed [km/h]	45.2	62.1	61.8	60.8	61.3	61.0	60.5	58.9	54.6
Top Speed [km/h]	60.8	62.7	63.8	62.4	62.3	62.3	61.7	60.3	57.8
Avg. Dist. to Rail [m]	4.0	4.2	3.9	5.4	6.9	6.9	5.8	4.7	8.2
Avg. Stride Freq. [Hz]	2.3	2.4	2.4	2.4	2.3	2.4	2.4	2.4	2.3
Avg. Stride Length [m]	5.5	7.1	7.2	7.1	7.3	7.1	7.0	6.9	6.7



[] Ranking at each section and finish
-:-:- No data available at this section
NA No data available