



Morphettville-Professional-2025-09-13
Race 5: Vale Sir Eric Neal Handicap - 1050m
13 September 2025 - 2:48PM



Track Rating: Good 4, Weather: Fine, Rail Position: +13m 1200m-W/Post, +9m Remainder,
Sectional 617 Metres

Section Field Times							Overall 1:01.12 (0:05.09)	L1000 0:56.03 (0:10.89)	L800 0:45.14 (0:11.15)	L600 0:33.99 (0:11.36)	L400 0:22.63 (0:11.05)	L200 0:11.56 (0:11.56)		
Position	#	Horse/Jockey	Barrier	Top Speed [km/h]	Fastest Section	First 400m							Margin	Distance Travelled From Winner [m]
1	12	IMMINANCE	9	69.3	0:10.93	0:24.74	1:01.12	0:55.82 [7]	0:44.56 [9]	0:33.63 [6]	0:22.48 [4]	0:11.54 [3]	1:01.12	
		Teo Nugent		1200-1000	800-600		(0:05.30)	(0:11.26)	(0:10.93)	(0:11.15)	(0:10.94)	(0:11.54)		
2	11	OUR DIVINYL	8	68.4	0:11.05	0:24.86	1:01.56	0:56.32 [5]	0:45.09 [8]	0:33.91 [9]	0:22.61 [8]	0:11.56 [7]	2.75L	+3
		Felicity Atkinson		1200-1000	400-200		(0:05.24)	(0:11.23)	(0:11.18)	(0:11.30)	(0:11.05)	(0:11.56)		
3	6	NOSIE BY NATURE	10	66.7	0:10.97	0:25.05	1:01.57	0:56.37 [3]	0:44.95 [10]	0:33.85 [10]	0:22.75 [7]	0:11.78 [5]	2.75L	+0
		Matthew Chadwick		1000-800	400-200		(0:05.20)	(0:11.42)	(0:11.10)	(0:11.10)	(0:10.97)	(0:11.78)		
4	2	BAY OF ZEA	4	69.7	0:11.02	0:24.46	1:01.66	0:56.49 [2]	0:45.46 [3]	0:34.44 [3]	0:23.15 [3]	0:12.12 [1]	3.32L	+4
		Jett Stanley		1200-1000	800-600		(0:05.17)	(0:11.03)	(0:11.02)	(0:11.28)	(0:11.03)	(0:12.12)		
5	5	LOTTIE JANE	7	67.2	0:11.00	0:24.76	1:01.74	0:56.36 [9]	0:45.27 [7]	0:34.27 [5]	0:23.00 [6]	0:11.87 [6]	3.86L	+2
		Jason Holder		1200-1000	800-600		(0:05.38)	(0:11.09)	(0:11.00)	(0:11.27)	(0:11.13)	(0:11.87)		
6	9	THUNDER SHOC	6	67.9	0:10.97	0:24.81	1:01.77	0:56.31 [10]	0:45.34 [6]	0:34.14 [8]	0:22.67 [10]	0:11.59 [9]	4.04L	+1
		Rochelle Milnes		1200-1000	1000-800		(0:05.46)	(0:10.97)	(0:11.20)	(0:11.47)	(0:11.08)	(0:11.59)		
7	1	MESROUR	3	69.1	0:10.80	0:24.43	1:01.84	0:56.47 [8]	0:45.67 [2]	0:34.65 [2]	0:23.35 [2]	0:12.27 [2]	4.47L	-1
		Alana Livesey		1200-1000	1000-800		(0:05.37)	(0:10.80)	(0:11.02)	(0:11.30)	(0:11.08)	(0:12.27)		
8	13	NOT IN DOUBT	11	67.1	0:11.13	0:25.20	1:01.99	0:56.69 [6]	0:45.30 [11]	0:34.00 [11]	0:22.82 [11]	0:11.69 [10]	5.42L	+0
		Stacey Metcalfe		600-400	400-200		(0:05.30)	(0:11.39)	(0:11.30)	(0:11.18)	(0:11.13)	(0:11.69)		
9	8	TAKING OMAHA	1	69.6	0:10.89	0:24.31	1:02.07	0:56.98 [1]	0:46.09 [1]	0:34.95 [1]	0:23.58 [1]	0:12.33 [4]	5.91L	-2
		Taylor Johnstone		1200-1000	1000-800		(0:05.09)	(0:10.89)	(0:11.14)	(0:11.37)	(0:11.25)	(0:12.33)		
10	10	SOMAUURUM	2	68.2	0:11.04	0:24.54	1:02.26	0:57.05 [4]	0:46.01 [4]	0:34.93 [4]	0:23.57 [5]	0:12.20 [8]	7.12L	-2
		Jacob Opperman		1200-1000	1000-800		(0:05.21)	(0:11.04)	(0:11.08)	(0:11.36)	(0:11.37)	(0:12.20)		

Scratched: Zatanna (#3), Endless Forevers (#4)

Report Created: Sat 13 September 2025 15:39:47 GMT+10 (Note: Timing is based on positional data)

Page 1/13

[] Position in running at each section and finish
-:-:- No data available at this section
NA No data available
Saddle cloth number
DNF Did not finish
DNT Did not track
Background shading for fastest section



Morphettville-Professional-2025-09-13
Race 5: Vale Sir Eric Neal Handicap - 1050m
13 September 2025 - 2:48PM



Track Rating: Good 4, Weather: Fine, Rail Position: +13m 1200m-W/Post, +9m Remainder,
Sectional 617 Metres

Section Field Times							Overall	L1000	L800	L600	L400	L200		
							1:01.12	0:56.03	0:45.14	0:33.99	0:22.63	0:11.56		
							(0:05.09)	(0:10.89)	(0:11.15)	(0:11.36)	(0:11.05)	(0:11.56)		
Position	#	Horse/Jockey	Barrier	Top Speed [km/h]	Fastest Section	First 400m							Margin	Distance Travelled From Winner [m]
11	7	SUN FLIPPER	5	68.9	0:10.85	0:24.62	1:03.05	0:57.51 [11]	0:46.66 [5]	0:35.50 [7]	0:23.99 [9]	0:12.42 [11]	12.03L	+2
		Brooke King		1200-1000	1000-800		(0:05.54)	(0:10.85)	(0:11.16)	(0:11.51)	(0:11.56)	(0:12.42)		

Scratched: Zatanna (#3), Endless Forevers (#4)

- []

Position in running at each section and finish
- :--:--

No data available at this section
- NA

No data available
- Background shading for fastest section
- #

Saddle cloth number
- DNF

Did not finish
- DNT

Did not track

Horse/Jockey Name	IMMINANCE/Teo Nugent
Finish Rank	1
Fastest Section Time (Section)	0:10.93 (L800)
Top Speed [km/h] (Section)	69.3 (Overall)
Race State	Finished



Morphettville-Professional-2025-09-13

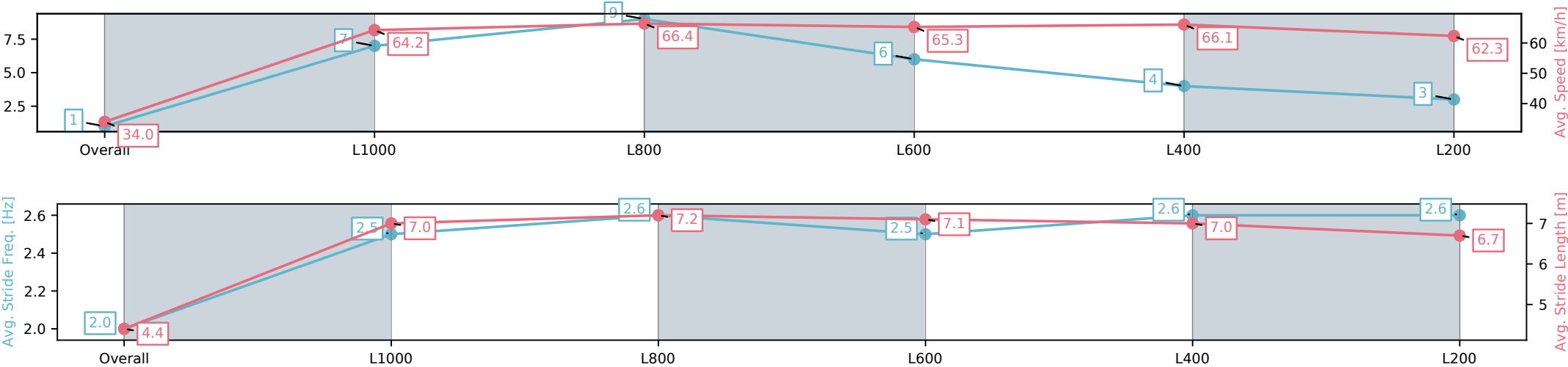
Race 5: Vale Sir Eric Neal Handicap - 1050m

13 September 2025 - 2:48PM

Track Rating: Good 4, Weather: Fine, Rail Position: +13m 1200m-W/
Post, +9m Remainder, Sectional 617 Metres



Section	Overall	L1000	L800	L600	L400	L200
Section Times	1:01.12[1] (0:05.30)	0:55.82[7] (0:11.26)	0:44.56[9] (0:10.93)	0:33.63[6] (0:11.15)	0:22.48[4] (0:10.94)	0:11.54[3] (0:11.54)
Average Speed [km/h]	34.0	64.2	66.4	65.3	66.1	62.3
Top Speed [km/h]	53.9	69.3	67.8	66.8	66.8	66.4
Avg. Dist. to Rail [m]	10.4	8.5	2.8	2.3	3.3	4.7
Avg. Stride Freq. [Hz]	2.0	2.5	2.6	2.5	2.6	2.6
Avg. Stride Length [m]	4.4	7.0	7.2	7.1	7.0	6.7



[] Ranking at each section and finish
-:-:- No data available at this section
NA No data available

Horse/Jockey Name	OUR DIVINYL/Felicity Atkinson
Finish Rank	2
Fastest Section Time (Section)	0:11.05 (L400)
Top Speed [km/h] (Section)	68.4 (Overall)
Race State	Finished



Morphettville-Professional-2025-09-13

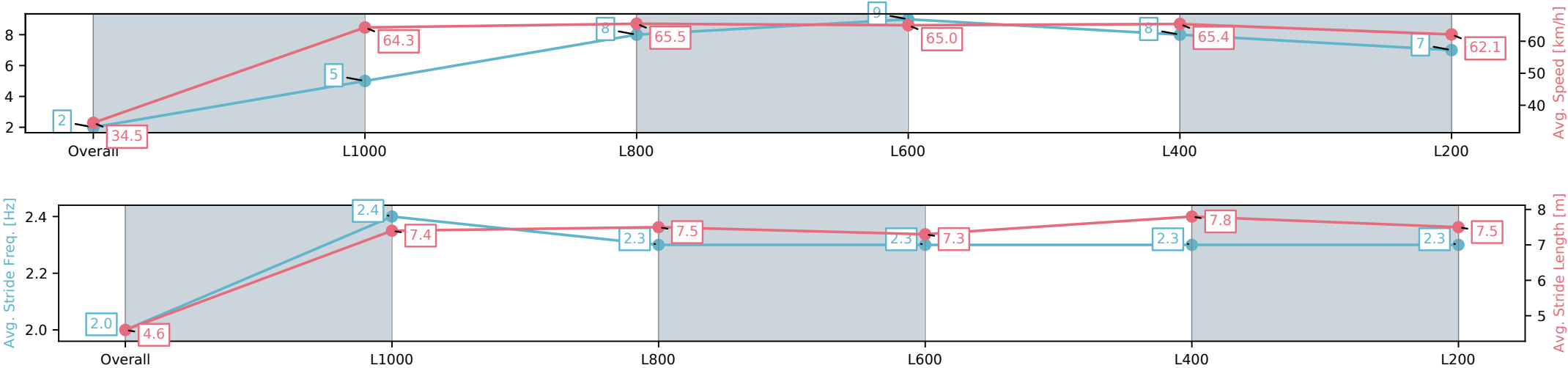
Race 5: Vale Sir Eric Neal Handicap - 1050m

13 September 2025 - 2:48PM

Track Rating: Good 4, Weather: Fine, Rail Position: +13m 1200m-W/
Post, +9m Remainder, Sectional 617 Metres



Section	Overall	L1000	L800	L600	L400	L200
Section Times	1:01.56[2] (0:05.24)	0:56.32[5] (0:11.23)	0:45.09[8] (0:11.18)	0:33.91[9] (0:11.30)	0:22.61[8] (0:11.05)	0:11.56[7] (0:11.56)
Average Speed [km/h]	34.5	64.3	65.5	65.0	65.4	62.1
Top Speed [km/h]	55.5	68.4	66.6	66.0	66.0	64.9
Avg. Dist. to Rail [m]	9.7	8.7	4.8	3.7	4.4	5.4
Avg. Stride Freq. [Hz]	2.0	2.4	2.3	2.3	2.3	2.3
Avg. Stride Length [m]	4.6	7.4	7.5	7.3	7.8	7.5



[] Ranking at each section and finish
-:-:- No data available at this section
NA No data available

Horse/Jockey Name	NOSIE BY NATURE/Matthew Chadwick
Finish Rank	3
Fastest Section Time (Section)	0:10.97 (L400)
Top Speed [km/h] (Section)	66.7 (L1000)
Race State	Finished



Morphettville-Professional-2025-09-13

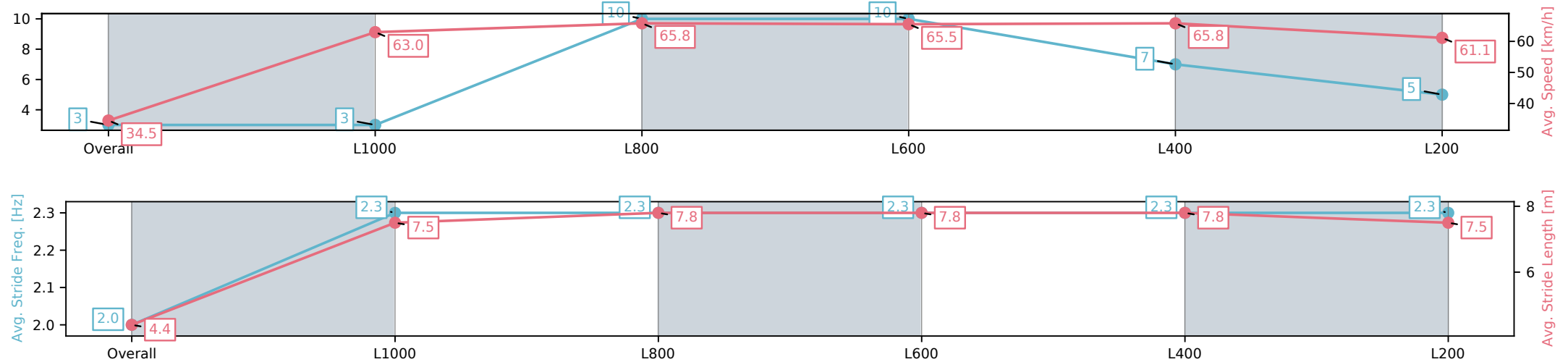
Race 5: Vale Sir Eric Neal Handicap - 1050m

13 September 2025 - 2:48PM

Track Rating: Good 4, Weather: Fine, Rail Position: +13m 1200m-W/
Post, +9m Remainder, Sectional 617 Metres



Section	Overall	L1000	L800	L600	L400	L200
Section Times	1:01.57[3] (0:05.20)	0:56.37[3] (0:11.42)	0:44.95[10] (0:11.10)	0:33.85[10] (0:11.10)	0:22.75[7] (0:10.97)	0:11.78[5] (0:11.78)
Average Speed [km/h]	34.5	63.0	65.8	65.5	65.8	61.1
Top Speed [km/h]	53.1	66.2	66.7	66.4	66.4	64.7
Avg. Dist. to Rail [m]	10.7	9.6	3.4	2.2	1.5	3.5
Avg. Stride Freq. [Hz]	2.0	2.3	2.3	2.3	2.3	2.3
Avg. Stride Length [m]	4.4	7.5	7.8	7.8	7.8	7.5



[] Ranking at each section and finish
-:-:- No data available at this section
NA No data available

Horse/Jockey Name	BAY OF ZEA/Jett Stanley
Finish Rank	4
Fastest Section Time (Section)	0:11.02 (L800)
Top Speed [km/h] (Section)	69.7 (Overall)
Race State	Finished



Morphettville-Professional-2025-09-13

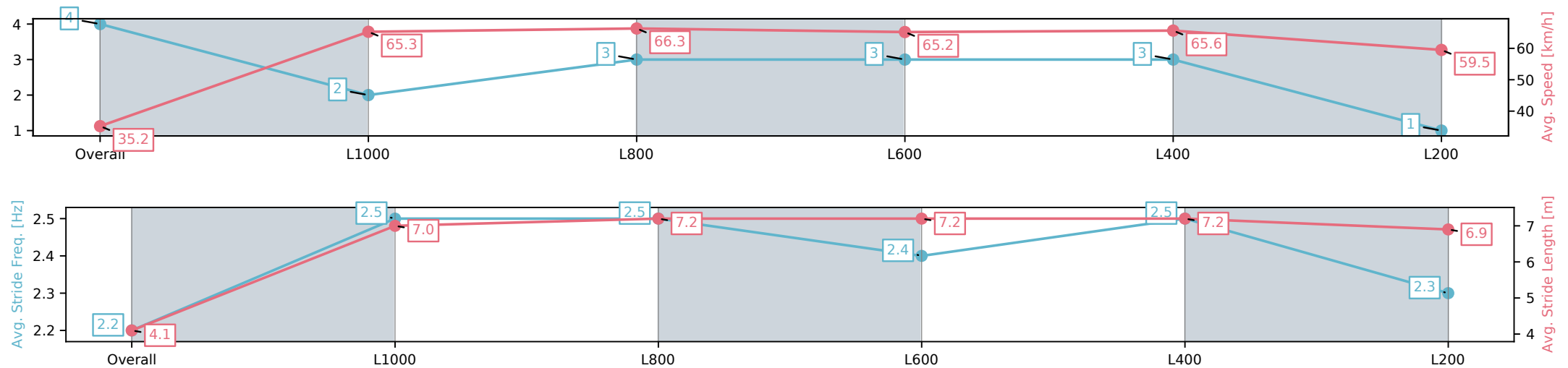
Race 5: Vale Sir Eric Neal Handicap - 1050m

13 September 2025 - 2:48PM

Track Rating: Good 4, Weather: Fine, Rail Position: +13m 1200m-W/
Post, +9m Remainder, Sectional 617 Metres



Section	Overall	L1000	L800	L600	L400	L200
Section Times	1:01.66[4] (0:05.17)	0:56.49[2] (0:11.03)	0:45.46[3] (0:11.02)	0:34.44[3] (0:11.28)	0:23.15[3] (0:11.03)	0:12.12[1] (0:12.12)
Average Speed [km/h]	35.2	65.3	66.3	65.2	65.6	59.5
Top Speed [km/h]	54.8	69.7	68.9	65.8	66.8	62.8
Avg. Dist. to Rail [m]	6.1	5.1	3.9	4.5	2.7	2.2
Avg. Stride Freq. [Hz]	2.2	2.5	2.5	2.4	2.5	2.3
Avg. Stride Length [m]	4.1	7.0	7.2	7.2	7.2	6.9



[] Ranking at each section and finish
-:-:- No data available at this section
NA No data available

Horse/Jockey Name	LOTTIE JANE/Jason Holder
Finish Rank	5
Fastest Section Time (Section)	0:11.00 (L800)
Top Speed [km/h] (Section)	67.2 (Overall)
Race State	Finished



Morphettville-Professional-2025-09-13

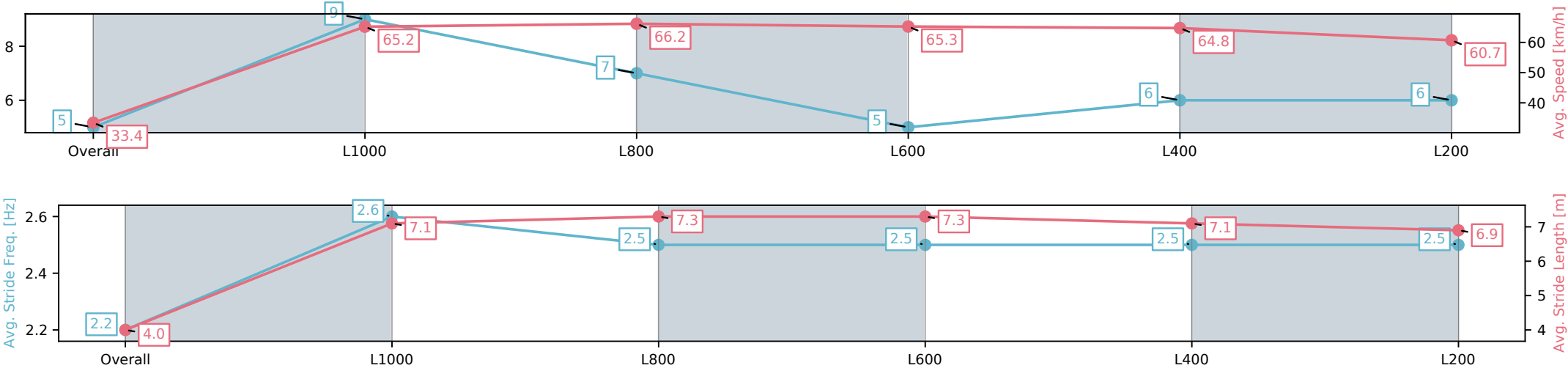
Race 5: Vale Sir Eric Neal Handicap - 1050m

13 September 2025 - 2:48PM

Track Rating: Good 4, Weather: Fine, Rail Position: +13m 1200m-W/
Post, +9m Remainder, Sectional 617 Metres



Section	Overall	L1000	L800	L600	L400	L200
Section Times	1:01.74[5] (0:05.38)	0:56.36[9] (0:11.09)	0:45.27[7] (0:11.00)	0:34.27[5] (0:11.27)	0:23.00[6] (0:11.13)	0:11.87[6] (0:11.87)
Average Speed [km/h]	33.4	65.2	66.2	65.3	64.8	60.7
Top Speed [km/h]	55.5	67.2	67.0	66.1	66.5	63.0
Avg. Dist. to Rail [m]	7.9	7.5	3.1	4.3	3.2	3.8
Avg. Stride Freq. [Hz]	2.2	2.6	2.5	2.5	2.5	2.5
Avg. Stride Length [m]	4.0	7.1	7.3	7.3	7.1	6.9



[] Ranking at each section and finish
-:-:- No data available at this section
NA No data available

Horse/Jockey Name	THUNDER SHOC/Rochelle Milnes
Finish Rank	6
Fastest Section Time (Section)	0:10.97 (L1000)
Top Speed [km/h] (Section)	67.9 (Overall)
Race State	Finished



Morphettville-Professional-2025-09-13

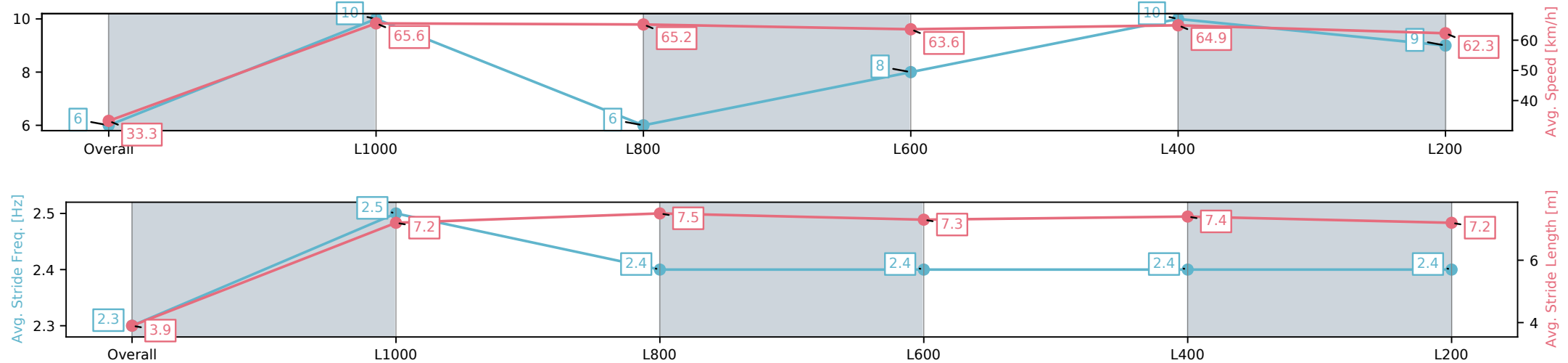
Race 5: Vale Sir Eric Neal Handicap - 1050m

13 September 2025 - 2:48PM

Track Rating: Good 4, Weather: Fine, Rail Position: +13m 1200m-W/
Post, +9m Remainder, Sectional 617 Metres



Section	Overall	L1000	L800	L600	L400	L200
Section Times	1:01.77[6] (0:05.46)	0:56.31[10] (0:10.97)	0:45.34[6] (0:11.20)	0:34.14[8] (0:11.47)	0:22.67[10] (0:11.08)	0:11.59[9] (0:11.59)
Average Speed [km/h]	33.3	65.6	65.2	63.6	64.9	62.3
Top Speed [km/h]	57.4	67.9	67.0	65.3	66.3	65.7
Avg. Dist. to Rail [m]	7.2	6.0	3.5	2.8	3.9	6.4
Avg. Stride Freq. [Hz]	2.3	2.5	2.4	2.4	2.4	2.4
Avg. Stride Length [m]	3.9	7.2	7.5	7.3	7.4	7.2



[] Ranking at each section and finish
-:-:- No data available at this section
NA No data available

Horse/Jockey Name	MESROUR/Alana Livesey
Finish Rank	7
Fastest Section Time (Section)	0:10.80 (L1000)
Top Speed [km/h] (Section)	69.1 (Overall)
Race State	Finished



Morphettville-Professional-2025-09-13

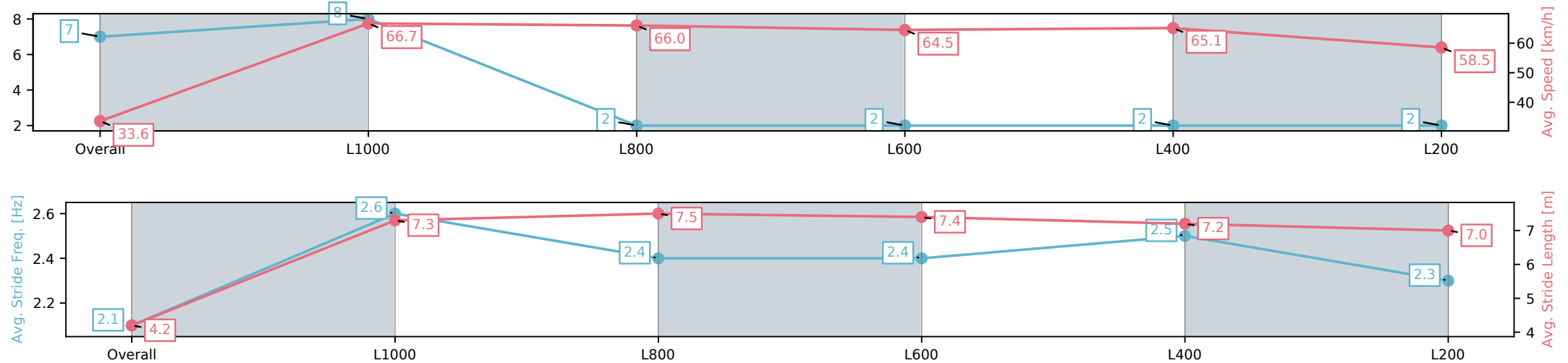
Race 5: Vale Sir Eric Neal Handicap - 1050m

13 September 2025 - 2:48PM

Track Rating: Good 4, Weather: Fine, Rail Position: +13m 1200m-W/
Post, +9m Remainder, Sectional 617 Metres



Section	Overall	L1000	L800	L600	L400	L200
Section Times	1:01.84[7] (0:05.37)	0:56.47[8] (0:10.80)	0:45.67[2] (0:11.02)	0:34.65[2] (0:11.30)	0:23.35[2] (0:11.08)	0:12.27[2] (0:12.27)
Average Speed [km/h]	33.6	66.7	66.0	64.5	65.1	58.5
Top Speed [km/h]	58.6	69.1	67.7	65.7	66.3	63.0
Avg. Dist. to Rail [m]	4.3	3.3	2.0	2.5	1.1	2.4
Avg. Stride Freq. [Hz]	2.1	2.6	2.4	2.4	2.5	2.3
Avg. Stride Length [m]	4.2	7.3	7.5	7.4	7.2	7.0



- [] Ranking at each section and finish
- :-:- No data available at this section
- NA No data available

Horse/Jockey Name	NOT IN DOUBT/Stacey Metcalfe
Finish Rank	8
Fastest Section Time (Section)	0:11.13 (L400)
Top Speed [km/h] (Section)	67.1 (L600)
Race State	Finished



Morphettville-Professional-2025-09-13

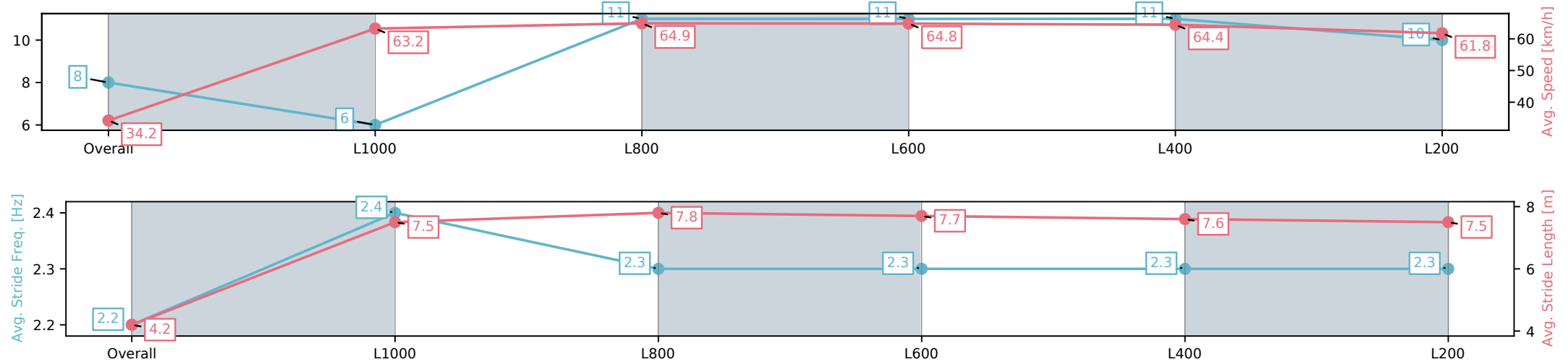
Race 5: Vale Sir Eric Neal Handicap - 1050m

13 September 2025 - 2:48PM

Track Rating: Good 4, Weather: Fine, Rail Position: +13m 1200m-W/
Post, +9m Remainder, Sectional 617 Metres



Section	Overall	L1000	L800	L600	L400	L200
Section Times	1:01.99[8] (0:05.30)	0:56.69[6] (0:11.39)	0:45.30[11] (0:11.30)	0:34.00[11] (0:11.18)	0:22.82[11] (0:11.13)	0:11.69[10] (0:11.69)
Average Speed [km/h]	34.2	63.2	64.9	64.8	64.4	61.8
Top Speed [km/h]	54.2	66.5	66.5	65.3	67.1	63.5
Avg. Dist. to Rail [m]	12.8	10.7	4.9	1.3	1.3	1.7
Avg. Stride Freq. [Hz]	2.2	2.4	2.3	2.3	2.3	2.3
Avg. Stride Length [m]	4.2	7.5	7.8	7.7	7.6	7.5



[] Ranking at each section and finish
-:-:- No data available at this section
NA No data available

Horse/Jockey Name	TAKING OMAHA/Taylor Johnstone
Finish Rank	9
Fastest Section Time (Section)	0:10.89 (L1000)
Top Speed [km/h] (Section)	69.6 (Overall)
Race State	Finished



Morphettville-Professional-2025-09-13

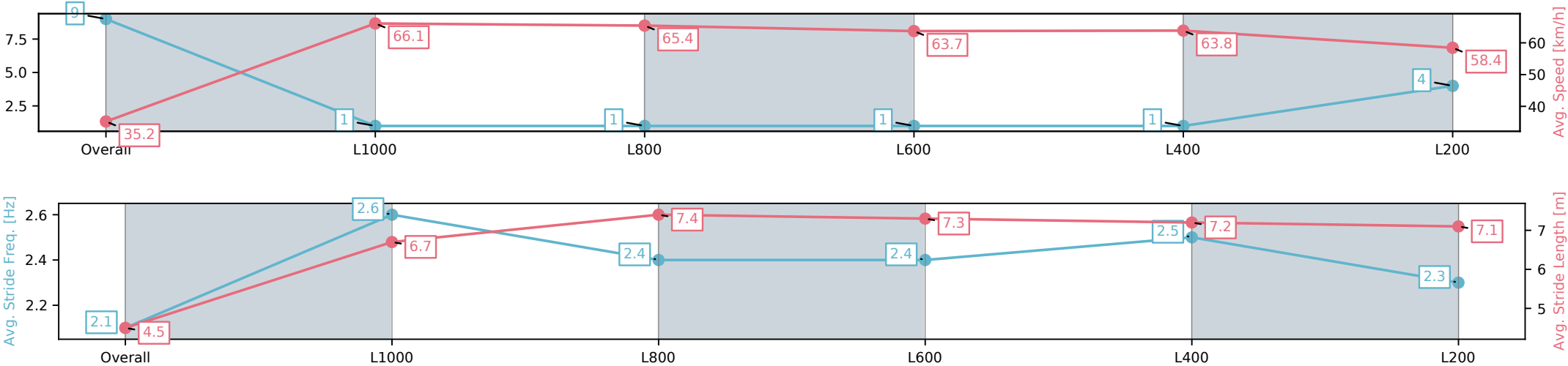
Race 5: Vale Sir Eric Neal Handicap - 1050m

13 September 2025 - 2:48PM

Track Rating: Good 4, Weather: Fine, Rail Position: +13m 1200m-W/
Post, +9m Remainder, Sectional 617 Metres



Section	Overall	L1000	L800	L600	L400	L200
Section Times	1:02.07[9] (0:05.09)	0:56.98[1] (0:10.89)	0:46.09[1] (0:11.14)	0:34.95[1] (0:11.37)	0:23.58[1] (0:11.25)	0:12.33[4] (0:12.33)
Average Speed [km/h]	35.2	66.1	65.4	63.7	63.8	58.4
Top Speed [km/h]	56.8	69.6	68.8	65.2	65.2	61.6
Avg. Dist. to Rail [m]	2.9	2.3	2.2	1.6	0.6	0.5
Avg. Stride Freq. [Hz]	2.1	2.6	2.4	2.4	2.5	2.3
Avg. Stride Length [m]	4.5	6.7	7.4	7.3	7.2	7.1



[] Ranking at each section and finish
-:-:- No data available at this section
NA No data available

Horse/Jockey Name	SOMAUURUM/Jacob Opperman
Finish Rank	10
Fastest Section Time (Section)	0:11.04 (L1000)
Top Speed [km/h] (Section)	68.2 (Overall)
Race State	Finished



Morphettville-Professional-2025-09-13

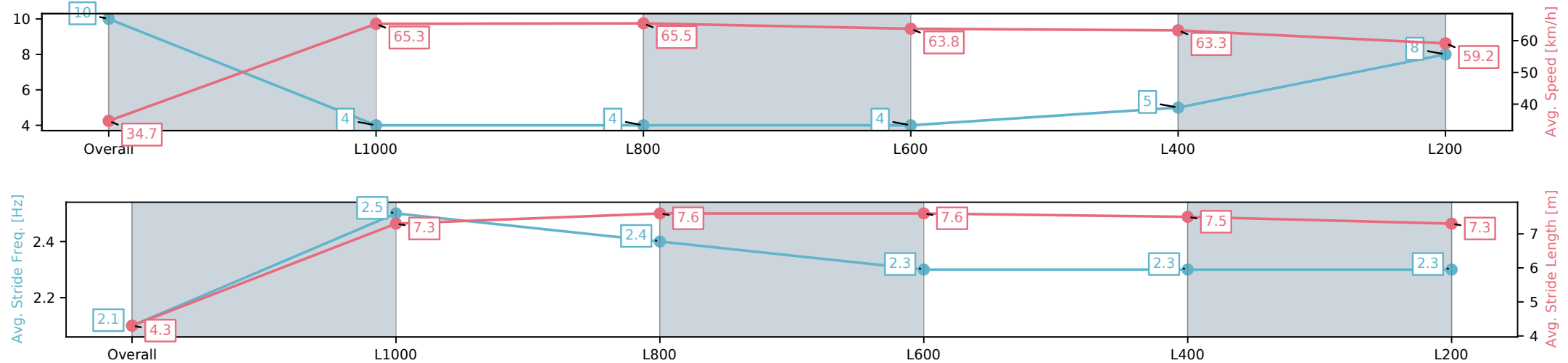
Race 5: Vale Sir Eric Neal Handicap - 1050m

13 September 2025 - 2:48PM

Track Rating: Good 4, Weather: Fine, Rail Position: +13m 1200m-W/
Post, +9m Remainder, Sectional 617 Metres



Section	Overall	L1000	L800	L600	L400	L200
Section Times	1:02.26[10] (0:05.21)	0:57.05[4] (0:11.04)	0:46.01[4] (0:11.08)	0:34.93[4] (0:11.36)	0:23.57[5] (0:11.37)	0:12.20[8] (0:12.20)
Average Speed [km/h]	34.7	65.3	65.5	63.8	63.3	59.2
Top Speed [km/h]	55.7	68.2	68.2	64.6	63.8	61.6
Avg. Dist. to Rail [m]	3.9	2.9	1.7	1.8	0.7	1.5
Avg. Stride Freq. [Hz]	2.1	2.5	2.4	2.3	2.3	2.3
Avg. Stride Length [m]	4.3	7.3	7.6	7.6	7.5	7.3

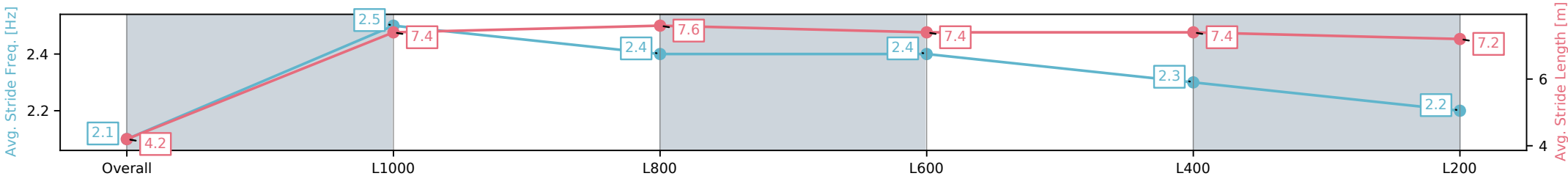
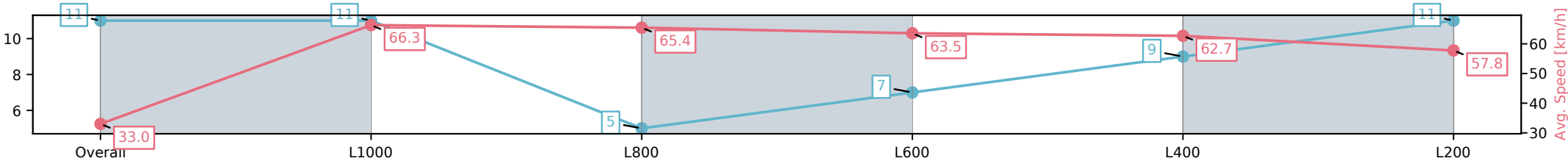


[] Ranking at each section and finish
-:-:- No data available at this section
NA No data available

Horse/Jockey Name	SUN FLIPPER/Brooke King
Finish Rank	11
Fastest Section Time (Section)	0:10.85 (L1000)
Top Speed [km/h] (Section)	68.9 (Overall)
Race State	Finished



Section	Overall	L1000	L800	L600	L400	L200
Section Times	1:03.05[11] (0:05.54)	0:57.51[11] (0:10.85)	0:46.66[5] (0:11.16)	0:35.50[7] (0:11.51)	0:23.99[9] (0:11.56)	0:12.42[11] (0:12.42)
Average Speed [km/h]	33.0	66.3	65.4	63.5	62.7	57.8
Top Speed [km/h]	58.0	68.9	67.8	65.8	63.3	61.2
Avg. Dist. to Rail [m]	6.0	4.5	3.4	3.5	4.9	5.5
Avg. Stride Freq. [Hz]	2.1	2.5	2.4	2.4	2.3	2.2
Avg. Stride Length [m]	4.2	7.4	7.6	7.4	7.4	7.2



[] Ranking at each section and finish
-:-:- No data available at this section
NA No data available