



Morphettville-Professional-2025-09-13
Race 3: Peter Elberg Funerals Handicap - 1100m
13 September 2025 - 1:35PM



Track Rating: Good 4, Weather: Fine, Rail Position: +13m 1200m-W/Post, +9m Remainder,
Sectional 617 Metres

Section Field Times							Overall	L1000	L800	L600	L400	L200		
							1:04.71 (0:08.52)	0:56.20 (0:10.78)	0:45.41 (0:11.02)	0:34.39 (0:11.24)	0:23.15 (0:11.16)	0:11.99 (0:11.99)		
Position	#	Horse/Jockey	Barrier	Top Speed [km/h]	Fastest Section	First 400m							Margin	Distance Travelled From Winner [m]
1	8	SNOW MERCY	3	68.5	0:10.81	0:25.08	1:04.71	0:55.99 [4]	0:45.18 [4]	0:34.11 [4]	0:22.87 [3]	0:11.95 [2]	1:04.71	
		Jacob Opperman		1200-1000	1000-800		(0:08.72)	(0:10.81)	(0:11.07)	(0:11.24)	(0:10.92)	(0:11.95)		
2	1	INTELLECTUAL	6	68.2	0:10.73	0:24.68	1:04.91	0:56.35 [2]	0:45.62 [1]	0:34.59 [1]	0:23.35 [1]	0:12.19 [1]	1.27L	-8
		Jake Toeroek		1200-1000	1000-800		(0:08.56)	(0:10.73)	(0:11.03)	(0:11.24)	(0:11.16)	(0:12.19)		
3	9	SKADOOSH	4	68.1	0:10.83	0:25.17	1:04.93	0:56.21 [5]	0:45.38 [5]	0:34.14 [5]	0:22.97 [5]	0:11.94 [4]	1.38L	+0
		Teagan Voorham		1200-1000	1000-800		(0:08.72)	(0:10.83)	(0:11.24)	(0:11.17)	(0:11.03)	(0:11.94)		
4	5	LIKE A DRIFTER	5	67.8	0:10.80	0:25.24	1:05.00	0:56.18 [6]	0:45.38 [6]	0:34.20 [6]	0:23.03 [6]	0:11.95 [6]	1.85L	-2
		Emily Finnegan		1200-1000	1000-800		(0:08.82)	(0:10.80)	(0:11.18)	(0:11.17)	(0:11.08)	(0:11.95)		
5	7	ZOUTRAIL	2	67.1	0:10.89	0:25.02	1:05.22	0:56.71 [1]	0:45.82 [3]	0:34.65 [3]	0:23.28 [4]	0:12.18 [5]	3.2L	-2
		Caitlyn Munro		1200-1000	1000-800		(0:08.51)	(0:10.89)	(0:11.17)	(0:11.37)	(0:11.10)	(0:12.18)		
6	10	JUXTAPOSE	7	68.1	0:10.75	0:24.78	1:05.25	0:56.69 [3]	0:45.94 [2]	0:34.82 [2]	0:23.61 [2]	0:12.35 [3]	3.42L	-5
		Kayla Crowther		1200-1000	1000-800		(0:08.56)	(0:10.75)	(0:11.12)	(0:11.21)	(0:11.26)	(0:12.35)		
7	6	MONARCHY LAD	1	67.7	0:10.87	0:25.42	1:07.21	0:58.27 [7]	0:47.40 [7]	0:36.06 [7]	0:24.47 [7]	0:12.53 [7]	15.67L	-4
		Jason Holder		1200-1000	1000-800		(0:08.94)	(0:10.87)	(0:11.34)	(0:11.59)	(0:11.94)	(0:12.53)		

Scratched: Dampen (#2), Broke The Seal (#3), King Ramsis (#4)

Horse/Jockey Name	SNOW MERCY/Jacob Opperman
Finish Rank	1
Fastest Section Time (Section)	0:10.81 (L1000)
Top Speed [km/h] (Section)	68.5 (Overall)
Race State	Finished



Morphettville-Professional-2025-09-13

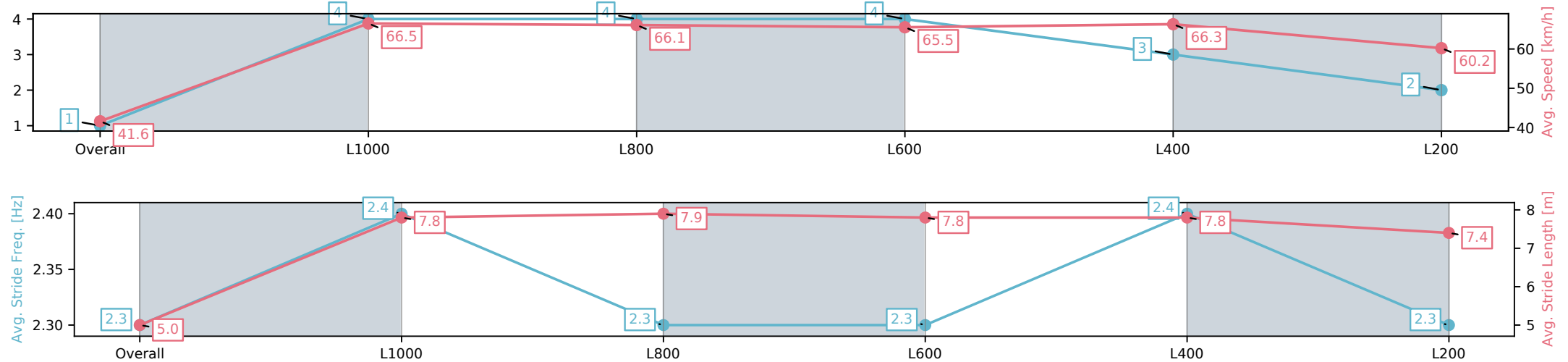
Race 3: Peter Elberg Funerals Handicap - 1100m

13 September 2025 - 1:35PM

Track Rating: Good 4, Weather: Fine, Rail Position: +13m 1200m-W/
Post, +9m Remainder, Sectional 617 Metres



Section	Overall	L1000	L800	L600	L400	L200
Section Times	1:04.71[1] (0:08.72)	0:55.99[4] (0:10.81)	0:45.18[4] (0:11.07)	0:34.11[4] (0:11.24)	0:22.87[3] (0:10.92)	0:11.95[2] (0:11.95)
Average Speed [km/h]	41.6	66.5	66.1	65.5	66.3	60.2
Top Speed [km/h]	63.8	68.5	67.6	66.3	67.3	66.3
Avg. Dist. to Rail [m]	4.1	3.9	4.5	4.3	2.3	2.5
Avg. Stride Freq. [Hz]	2.3	2.4	2.3	2.3	2.4	2.3
Avg. Stride Length [m]	5.0	7.8	7.9	7.8	7.8	7.4



[] Ranking at each section and finish
-:-:- No data available at this section
NA No data available

Horse/Jockey Name	INTELLECTUAL/Jake Toeroek
Finish Rank	2
Fastest Section Time (Section)	0:10.73 (L1000)
Top Speed [km/h] (Section)	68.2 (Overall)
Race State	Finished



Morphettville-Professional-2025-09-13

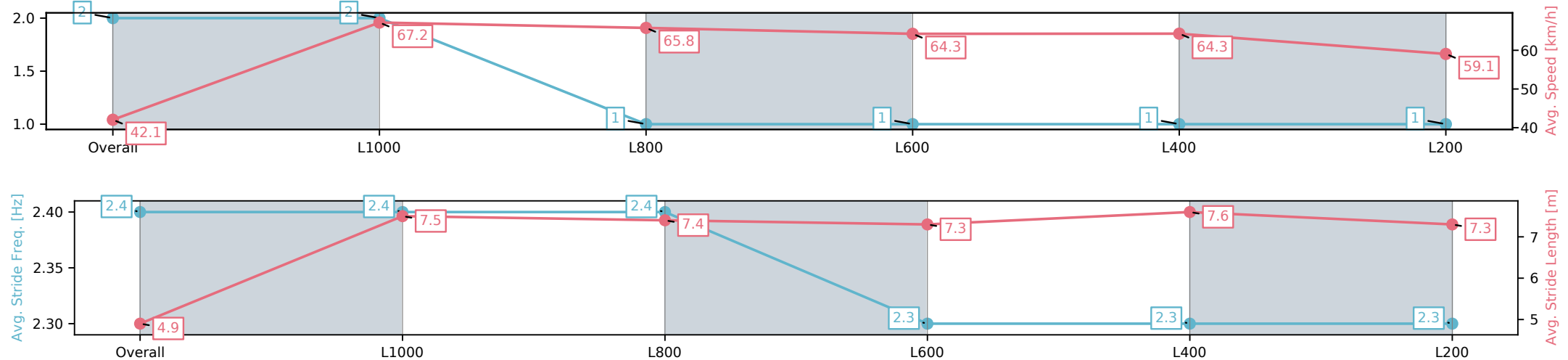
Race 3: Peter Elberg Funerals Handicap - 1100m

13 September 2025 - 1:35PM

Track Rating: Good 4, Weather: Fine, Rail Position: +13m 1200m-W/
Post, +9m Remainder, Sectional 617 Metres



Section	Overall	L1000	L800	L600	L400	L200
Section Times	1:04.91[2] (0:08.56)	0:56.35[2] (0:10.73)	0:45.62[1] (0:11.03)	0:34.59[1] (0:11.24)	0:23.35[1] (0:11.16)	0:12.19[1] (0:12.19)
Average Speed [km/h]	42.1	67.2	65.8	64.3	64.3	59.1
Top Speed [km/h]	65.1	68.2	66.9	65.6	65.0	62.9
Avg. Dist. to Rail [m]	7.4	3.8	1.8	0.7	1.0	0.5
Avg. Stride Freq. [Hz]	2.4	2.4	2.4	2.3	2.3	2.3
Avg. Stride Length [m]	4.9	7.5	7.4	7.3	7.6	7.3



[] Ranking at each section and finish
-:-:- No data available at this section
NA No data available

Horse/Jockey Name	SKADOOSH/Teagan Voorham
Finish Rank	3
Fastest Section Time (Section)	0:10.83 (L1000)
Top Speed [km/h] (Section)	68.1 (Overall)
Race State	Finished



Morphettville-Professional-2025-09-13

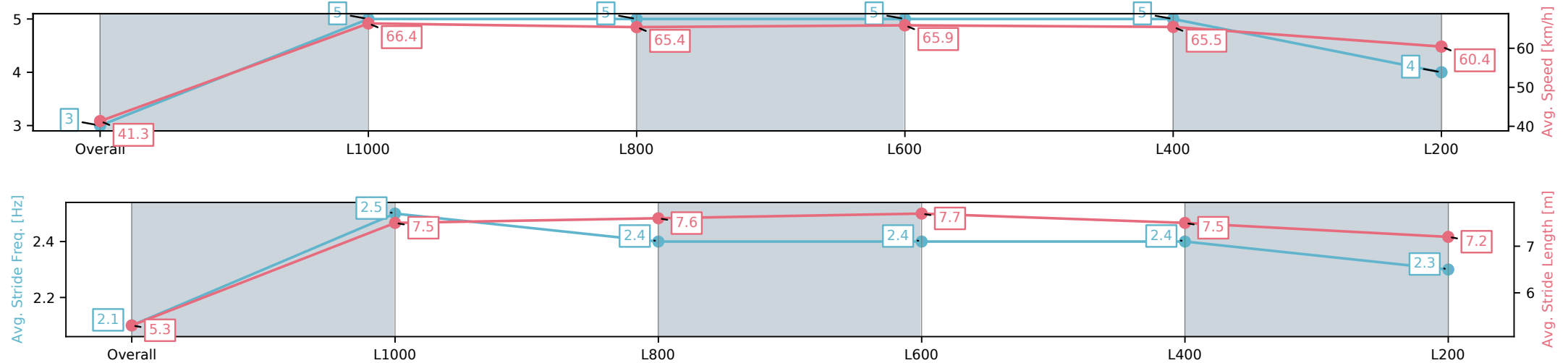
Race 3: Peter Elberg Funerals Handicap - 1100m

13 September 2025 - 1:35PM

Track Rating: Good 4, Weather: Fine, Rail Position: +13m 1200m-W/
Post, +9m Remainder, Sectional 617 Metres



Section	Overall	L1000	L800	L600	L400	L200
Section Times	1:04.93[3] (0:08.72)	0:56.21[5] (0:10.83)	0:45.38[5] (0:11.24)	0:34.14[5] (0:11.17)	0:22.97[5] (0:11.03)	0:11.94[4] (0:11.94)
Average Speed [km/h]	41.3	66.4	65.4	65.9	65.5	60.4
Top Speed [km/h]	63.5	68.1	67.4	66.6	66.6	64.4
Avg. Dist. to Rail [m]	5.3	4.2	4.6	4.7	2.8	3.1
Avg. Stride Freq. [Hz]	2.1	2.5	2.4	2.4	2.4	2.3
Avg. Stride Length [m]	5.3	7.5	7.6	7.7	7.5	7.2



[] Ranking at each section and finish
-:-:- No data available at this section
NA No data available

Horse/Jockey Name	LIKE A DRIFTER/Emily Finnegan
Finish Rank	4
Fastest Section Time (Section)	0:10.80 (L1000)
Top Speed [km/h] (Section)	67.8 (Overall)
Race State	Finished



Morphettville-Professional-2025-09-13

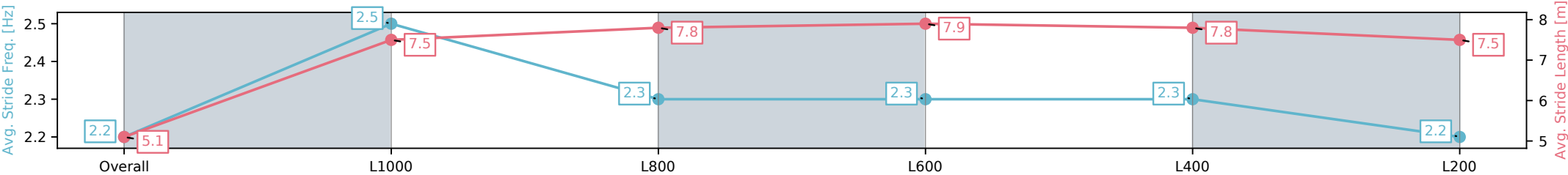

Race 3: Peter Elberg Funerals Handicap - 1100m

13 September 2025 - 1:35PM

Track Rating: Good 4, Weather: Fine, Rail Position: +13m 1200m-W/
Post, +9m Remainder, Sectional 617 Metres



Section	Overall	L1000	L800	L600	L400	L200
Section Times	1:05.00[4] (0:08.82)	0:56.18[6] (0:10.80)	0:45.38[6] (0:11.18)	0:34.20[6] (0:11.17)	0:23.03[6] (0:11.08)	0:11.95[6] (0:11.95)
Average Speed [km/h]	41.0	66.7	65.2	65.8	65.0	60.4
Top Speed [km/h]	63.0	67.8	66.9	66.4	66.1	63.7
Avg. Dist. to Rail [m]	5.6	3.6	3.5	3.5	2.4	2.2
Avg. Stride Freq. [Hz]	2.2	2.5	2.3	2.3	2.3	2.2
Avg. Stride Length [m]	5.1	7.5	7.8	7.9	7.8	7.5



[] Ranking at each section and finish
-:-:- No data available at this section
NA No data available

Horse/Jockey Name	ZOUTRAIL/Caitlyn Munro
Finish Rank	5
Fastest Section Time (Section)	0:10.89 (L1000)
Top Speed [km/h] (Section)	67.1 (Overall)
Race State	Finished



Morphettville-Professional-2025-09-13

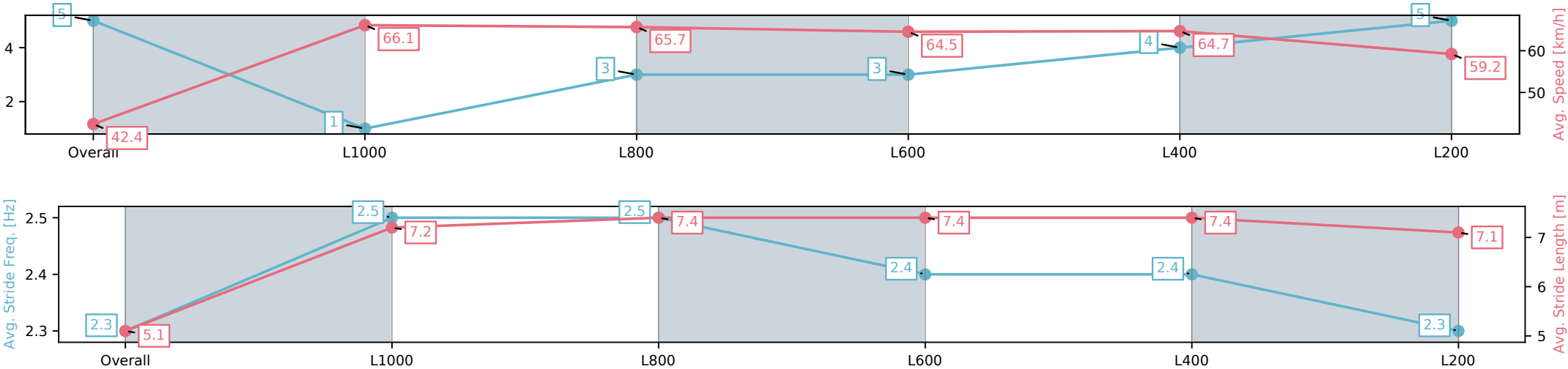
Race 3: Peter Elberg Funerals Handicap - 1100m

13 September 2025 - 1:35PM

Track Rating: Good 4, Weather: Fine, Rail Position: +13m 1200m-W/
Post, +9m Remainder, Sectional 617 Metres



Section	Overall	L1000	L800	L600	L400	L200
Section Times	1:05.22[5] (0:08.51)	0:56.71[1] (0:10.89)	0:45.82[3] (0:11.17)	0:34.65[3] (0:11.37)	0:23.28[4] (0:11.10)	0:12.18[5] (0:12.18)
Average Speed [km/h]	42.4	66.1	65.7	64.5	64.7	59.2
Top Speed [km/h]	63.1	67.1	67.0	65.5	66.1	63.7
Avg. Dist. to Rail [m]	4.0	3.1	4.1	3.4	1.3	0.9
Avg. Stride Freq. [Hz]	2.3	2.5	2.5	2.4	2.4	2.3
Avg. Stride Length [m]	5.1	7.2	7.4	7.4	7.4	7.1



[] Ranking at each section and finish
-:-:- No data available at this section
NA No data available

Horse/Jockey Name	JUXTAPOSE/Kayla Crowther
Finish Rank	6
Fastest Section Time (Section)	0:10.75 (L1000)
Top Speed [km/h] (Section)	68.1 (Overall)
Race State	Finished



Morphettville-Professional-2025-09-13

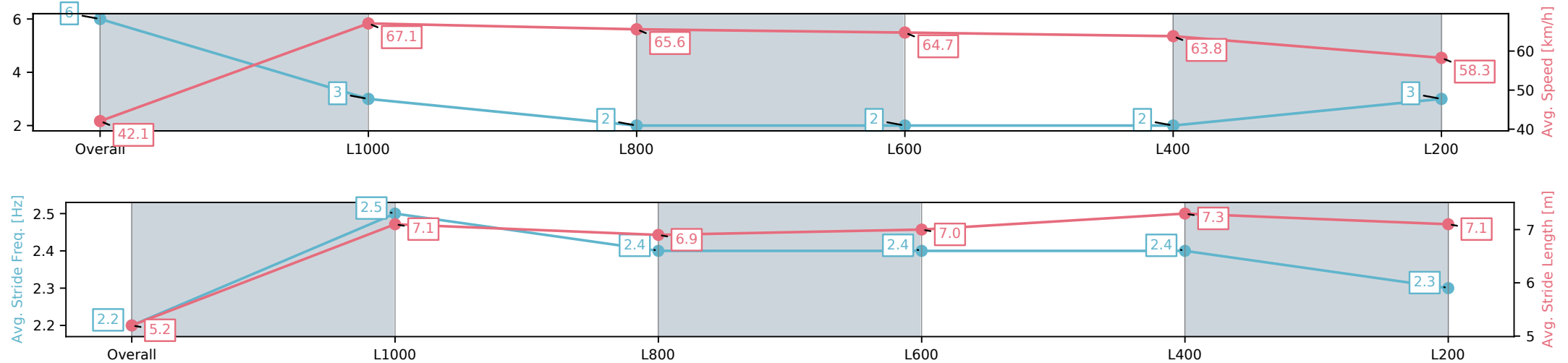
Race 3: Peter Elberg Funerals Handicap - 1100m

13 September 2025 - 1:35PM

Track Rating: Good 4, Weather: Fine, Rail Position: +13m 1200m-W/
Post, +9m Remainder, Sectional 617 Metres



Section	Overall	L1000	L800	L600	L400	L200
Section Times	1:05.25[6] (0:08.56)	0:56.69[3] (0:10.75)	0:45.94[2] (0:11.12)	0:34.82[2] (0:11.21)	0:23.61[2] (0:11.26)	0:12.35[3] (0:12.35)
Average Speed [km/h]	42.1	67.1	65.6	64.7	63.8	58.3
Top Speed [km/h]	63.8	68.1	66.7	65.3	64.7	62.0
Avg. Dist. to Rail [m]	8.5	5.4	3.3	1.5	0.8	0.6
Avg. Stride Freq. [Hz]	2.2	2.5	2.4	2.4	2.4	2.3
Avg. Stride Length [m]	5.2	7.1	6.9	7.0	7.3	7.1

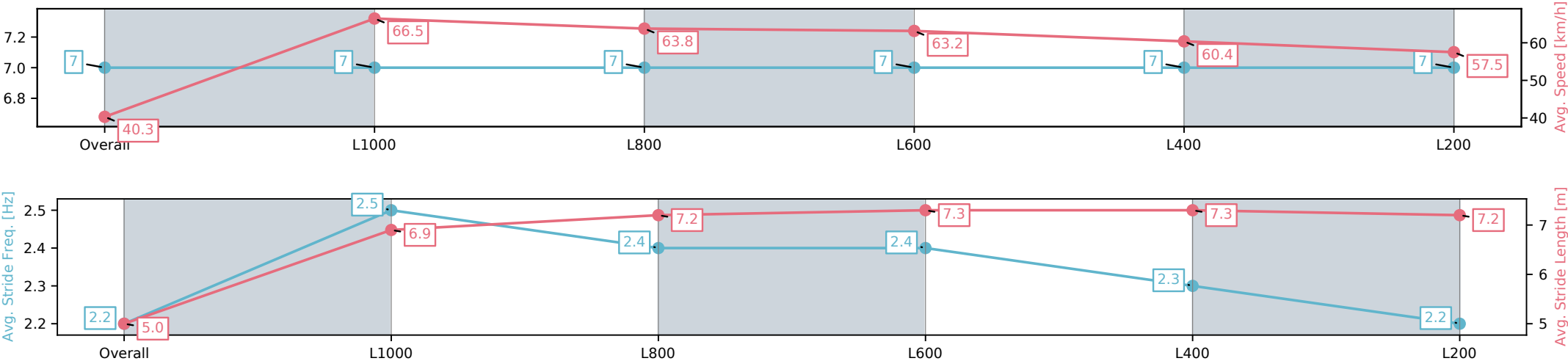


- [] Ranking at each section and finish
- :-:- No data available at this section
- NA No data available

Horse/Jockey Name	MONARCHY LAD/Jason Holder
Finish Rank	7
Fastest Section Time (Section)	0:10.87 (L1000)
Top Speed [km/h] (Section)	67.7 (Overall)
Race State	Finished



Section	Overall	L1000	L800	L600	L400	L200
Section Times	1:07.21[7] (0:08.94)	0:58.27[7] (0:10.87)	0:47.40[7] (0:11.34)	0:36.06[7] (0:11.59)	0:24.47[7] (0:11.94)	0:12.53[7] (0:12.53)
Average Speed [km/h]	40.3	66.5	63.8	63.2	60.4	57.5
Top Speed [km/h]	62.3	67.7	65.4	65.1	61.2	58.9
Avg. Dist. to Rail [m]	3.8	3.0	2.2	2.9	0.7	0.5
Avg. Stride Freq. [Hz]	2.2	2.5	2.4	2.4	2.3	2.2
Avg. Stride Length [m]	5.0	6.9	7.2	7.3	7.3	7.2



[] Ranking at each section and finish
-:-:- No data available at this section
NA No data available