



Morphettville Parks-Professional-2025-09-06
Race 6: Sometime Hall Of Fame Handicap - 1000m
06 September 2025 - 3:18PM



Track Rating: Good 4, Weather: Fine, Rail Position: +3m 1000m-W/Post, True Remainder
Sectional 604m

Section
Field Times

Overall
0:57.88
(0:13.41)

L800
0:44.47
(0:10.67)

L600
0:33.81
(0:10.81)

L400
0:22.99
(0:11.28)

L200
0:11.71
(0:11.71)

Position	#	Horse/Jockey	Barrier	Top Speed [km/h]	Fastest Section	First 400m							Margin	Distance Travelled From Winner [m]
1	4	LEFT TURN CLYDE	5	69.0	0:10.73	0:25.03	0:57.88	0:43.60 [13]	0:32.85 [13]	0:21.90 [13]	0:11.17 [9]		0:57.88	
		Matthew Chadwick		1000-800	400-200		(0:14.28)	(0:10.75)	(0:10.95)	(0:10.73)	(0:11.17)			
2	1	HALLSTATT	1	68.5	0:10.70	0:24.77	0:58.08	0:44.01 [11]	0:33.31 [10]	0:22.35 [9]	0:11.44 [7]		1.14L	-3
		Alana Livesey		1000-800	800-600		(0:14.07)	(0:10.70)	(0:10.96)	(0:10.91)	(0:11.44)			
3	15	HERE COMES HOGAN	4	67.8	0:10.75	0:24.42	0:58.20	0:44.53 [4]	0:33.78 [4]	0:22.75 [4]	0:11.62 [5]		1.8L	-3
		Ben Price		1000-800	800-600		(0:13.67)	(0:10.75)	(0:11.03)	(0:11.13)	(0:11.62)			
4	3	KALASEC	6	68.3	0:10.67	0:24.55	0:58.21	0:44.33 [7]	0:33.66 [7]	0:22.59 [7]	0:11.70 [3]		1.86L	+0
		Jake Toeroek		1000-800	800-600		(0:13.88)	(0:10.67)	(0:11.07)	(0:10.89)	(0:11.70)			
5	5	INFINITE MATRIX	2	67.8	0:10.75	0:24.50	0:58.25	0:44.50 [6]	0:33.75 [6]	0:22.76 [5]	0:11.56 [8]		2.09L	-5
		Jarrold Fry		1000-800	800-600		(0:13.75)	(0:10.75)	(0:10.99)	(0:11.20)	(0:11.56)			
6	2	BRISTLER	8	69.6	0:10.74	0:24.42	0:58.27	0:44.59 [5]	0:33.85 [5]	0:22.74 [6]	0:11.73 [4]		2.21L	+1
		Craig Newitt		1000-800	800-600		(0:13.68)	(0:10.74)	(0:11.11)	(0:11.01)	(0:11.73)			
7	14	WADAANA	13	70.0	0:10.62	0:24.07	0:58.32	0:44.87 [2]	0:34.25 [1]	0:23.44 [1]	0:12.16 [1]		2.52L	-3
		Felicity Atkinson		1000-800	800-600		(0:13.45)	(0:10.62)	(0:10.81)	(0:11.28)	(0:12.16)			
8	13	MIDNIGHT POKER	12	68.9	0:10.75	0:24.15	0:58.45	0:45.05 [1]	0:34.30 [2]	0:23.05 [3]	0:11.84 [6]		3.23L	+2
		Taylor Johnstone		1000-800	800-600		(0:13.40)	(0:10.75)	(0:11.25)	(0:11.21)	(0:11.84)			
9	8	COOL THE JETS	11	67.5	0:10.82	0:24.84	0:58.48	0:44.46 [10]	0:33.64 [11]	0:22.69 [11]	0:11.72 [11]		3.38L	+2
		Connor Murtagh		800-600	800-600		(0:14.02)	(0:10.82)	(0:10.95)	(0:10.97)	(0:11.72)			
10	6	SQUAD	10	69.1	0:10.81	0:24.33	0:58.58	0:45.06 [3]	0:34.25 [3]	0:23.32 [2]	0:12.13 [2]		3.98L	-3
		Teagan Voorham		1000-800	800-600		(0:13.52)	(0:10.81)	(0:10.93)	(0:11.19)	(0:12.13)			

Scratched: Cork Harbour (#7), Magic Field (#9), Emmooki Magic (#16)

Report Created: Sat 06 September 2025 16:17:04 GMT+10 (Note: Timing is based on positional data)

Page 1/15

[] Position in running at each section and finish
-:-:- No data available at this section
NA No data available
Background shading for fastest section

Saddle cloth number
DNF Did not finish
DNT Did not track



Morphettville Parks-Professional-2025-09-06
Race 6: Sometime Hall Of Fame Handicap - 1000m
06 September 2025 - 3:18PM



Track Rating: Good 4, Weather: Fine, Rail Position: +3m 1000m-W/Post, True Remainder
Sectional 604m

Section Field Times							Overall	L800	L600	L400	L200					
							0:57.88 (0:13.41)	0:44.47 (0:10.67)	0:33.81 (0:10.81)	0:22.99 (0:11.28)	0:11.71 (0:11.71)					
Position	#	Horse/Jockey	Barrier	Top Speed [km/h]	Fastest Section	First 400m									Margin	Distance Travelled From Winner [m]
11	12	MY HARUCONI	3	69.4	0:10.78	0:24.71	0:58.58	0:44.65 [9]	0:33.87 [8]	0:22.86 [8]	0:11.84 [10]		4.0L	+1		
		Rochelle Milnes		1000-800	800-600		(0:13.93)	(0:10.78)	(0:11.01)	(0:11.02)	(0:11.84)					
12	10	BABAYKA	9	69.1	0:10.80	0:24.73	0:58.82	0:44.89 [8]	0:34.09 [9]	0:23.04 [10]	0:11.83 [12]		5.32L	+5		
		Caitlin Tootell		1000-800	800-600		(0:13.93)	(0:10.80)	(0:11.05)	(0:11.21)	(0:11.83)					
13	11	SEA OF LIGHTS	7	68.9	0:10.72	0:24.86	0:58.94	0:44.80 [12]	0:34.08 [12]	0:23.15 [12]	0:11.84 [13]		6.02L	+2		
		Kayla Crowther		1000-800	800-600		(0:14.14)	(0:10.72)	(0:10.93)	(0:11.31)	(0:11.84)					

Scratched: Cork Harbour (#7), Magic Field (#9), Emmooki Magic (#16)

- []

Position in running at each section and finish
- :-:-

No data available at this section
- NA

No data available
- Background shading for fastest section
- #

Saddle cloth number
- DNF

Did not finish
- DNT

Did not track

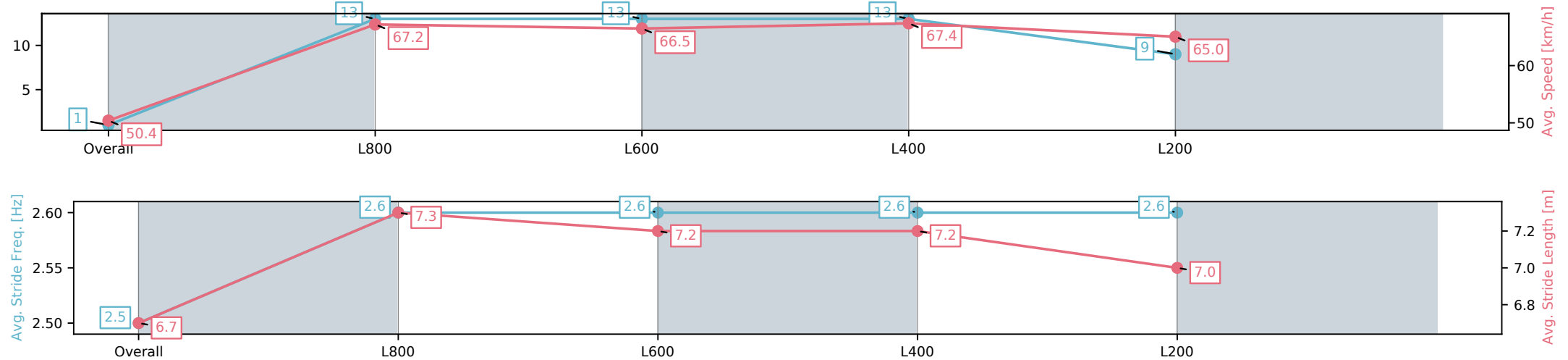
Horse/Jockey Name	LEFT TURN CLYDE/Matthew Chadwick
Finish Rank	1
Fastest Section Time (Section)	0:10.73 (L400)
Top Speed [km/h] (Section)	69.0 (Overall)
Race State	Finished



Morphettville Parks-Professional-2025-09-06
Race 6: Sometime Hall Of Fame Handicap - 1000m
06 September 2025 - 3:18PM
Track Rating: Good 4, Weather: Fine, Rail Position: +3m 1000m-W/
Post, True Remainder Sectional 604m



Section	Overall	L800	L600	L400	L200
Section Times	0:57.88[1] (0:14.28)	0:43.60[13] (0:10.75)	0:32.85[13] (0:10.95)	0:21.90[13] (0:10.73)	0:11.17[9] (0:11.17)
Average Speed [km/h]	50.4	67.2	66.5	67.4	65.0
Top Speed [km/h]	67.7	69.0	67.5	68.0	67.2
Avg. Dist. to Rail [m]	3.3	1.3	1.8	1.3	3.0
Avg. Stride Freq. [Hz]	2.5	2.6	2.6	2.6	2.6
Avg. Stride Length [m]	6.7	7.3	7.2	7.2	7.0



[] Ranking at each section and finish
-:-:- No data available at this section
NA No data available

Horse/Jockey Name	HALLSTATT/Alana Livesey
Finish Rank	2
Fastest Section Time (Section)	0:10.70 (L800)
Top Speed [km/h] (Section)	68.5 (Overall)
Race State	Finished



Morphettville Parks-Professional-2025-09-06

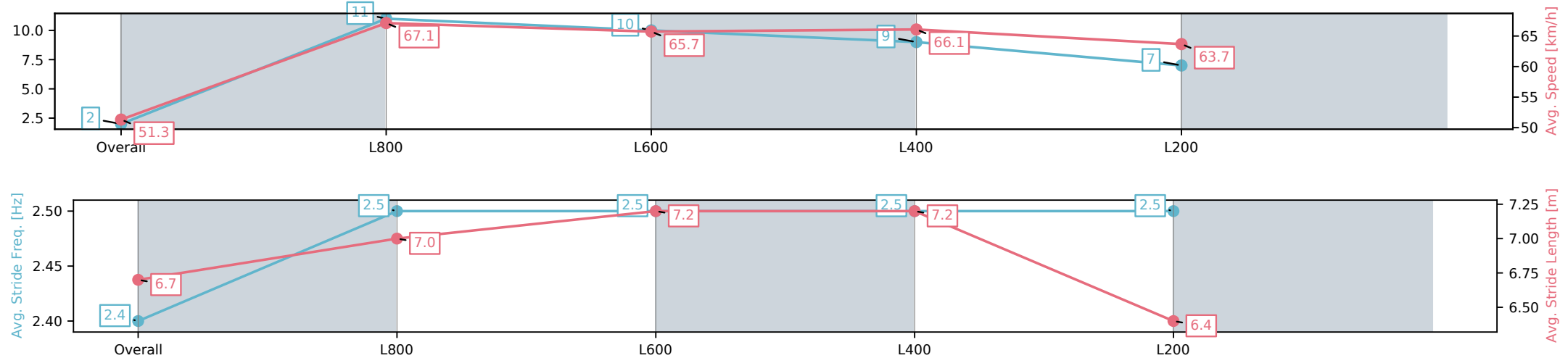
Race 6: Sometime Hall Of Fame Handicap - 1000m

06 September 2025 - 3:18PM

Track Rating: Good 4, Weather: Fine, Rail Position: +3m 1000m-W/
Post, True Remainder Sectional 604m



Section	Overall	L800	L600	L400	L200
Section Times	0:58.08[2] (0:14.07)	0:44.01[11] (0:10.70)	0:33.31[10] (0:10.96)	0:22.35[9] (0:10.91)	0:11.44[7] (0:11.44)
Average Speed [km/h]	51.3	67.1	65.7	66.1	63.7
Top Speed [km/h]	67.6	68.5	67.0	66.6	65.9
Avg. Dist. to Rail [m]	0.7	0.2	0.2	2.2	4.7
Avg. Stride Freq. [Hz]	2.4	2.5	2.5	2.5	2.5
Avg. Stride Length [m]	6.7	7.0	7.2	7.2	6.4



[] Ranking at each section and finish
-:-:- No data available at this section
NA No data available

Horse/Jockey Name	HERE COMES HOGAN/Ben Price
Finish Rank	3
Fastest Section Time (Section)	0:10.75 (L800)
Top Speed [km/h] (Section)	67.8 (Overall)
Race State	Finished



Morphettville Parks-Professional-2025-09-06

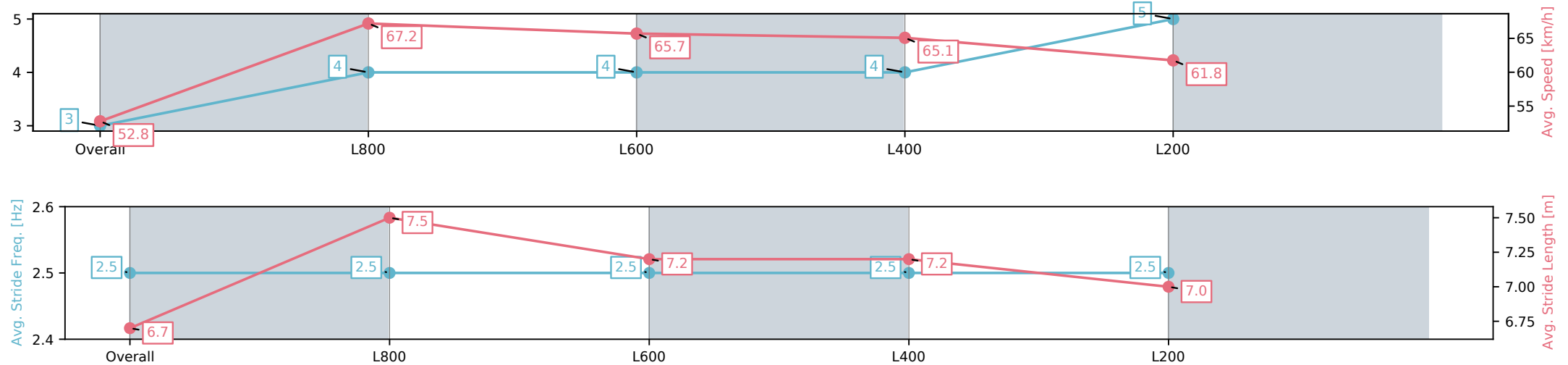
Race 6: Sometime Hall Of Fame Handicap - 1000m

06 September 2025 - 3:18PM

Track Rating: Good 4, Weather: Fine, Rail Position: +3m 1000m-W/
Post, True Remainder Sectional 604m



Section	Overall	L800	L600	L400	L200
Section Times	0:58.20[3] (0:13.67)	0:44.53[4] (0:10.75)	0:33.78[4] (0:11.03)	0:22.75[4] (0:11.13)	0:11.62[5] (0:11.62)
Average Speed [km/h]	52.8	67.2	65.7	65.1	61.8
Top Speed [km/h]	67.3	67.8	66.6	65.5	64.7
Avg. Dist. to Rail [m]	3.1	1.6	1.3	3.3	5.7
Avg. Stride Freq. [Hz]	2.5	2.5	2.5	2.5	2.5
Avg. Stride Length [m]	6.7	7.5	7.2	7.2	7.0



[] Ranking at each section and finish
-:-:- No data available at this section
NA No data available

Horse/Jockey Name	KALASEC/Jake Toeroek
Finish Rank	4
Fastest Section Time (Section)	0:10.67 (L800)
Top Speed [km/h] (Section)	68.3 (Overall)
Race State	Finished



Morphettville Parks-Professional-2025-09-06

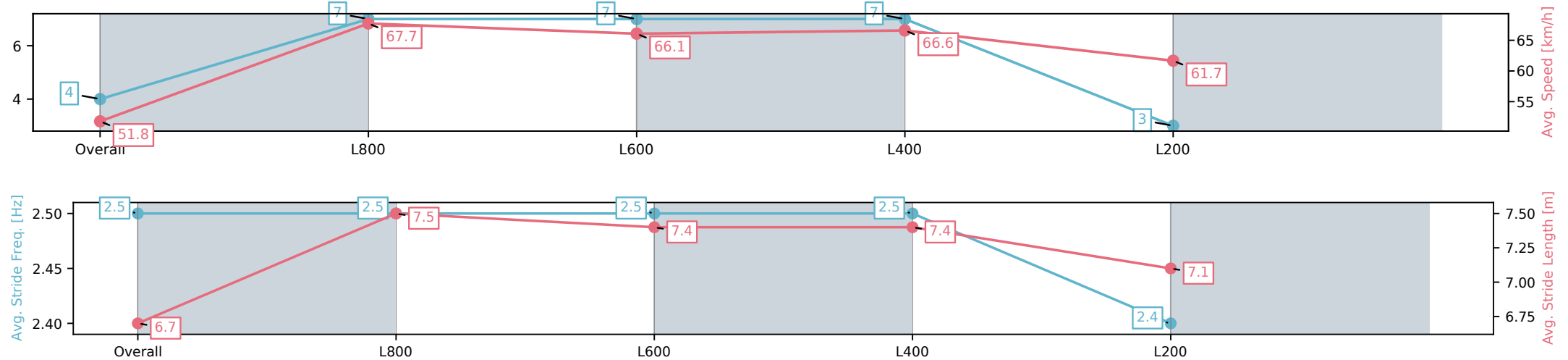
Race 6: Sometime Hall Of Fame Handicap - 1000m

06 September 2025 - 3:18PM

Track Rating: Good 4, Weather: Fine, Rail Position: +3m 1000m-W/
Post, True Remainder Sectional 604m



Section	Overall	L800	L600	L400	L200
Section Times	0:58.21[4] (0:13.88)	0:44.33[7] (0:10.67)	0:33.66[7] (0:11.07)	0:22.59[7] (0:10.89)	0:11.70[3] (0:11.70)
Average Speed [km/h]	51.8	67.7	66.1	66.6	61.7
Top Speed [km/h]	68.0	68.3	67.5	68.0	65.8
Avg. Dist. to Rail [m]	3.4	1.8	2.2	4.9	9.4
Avg. Stride Freq. [Hz]	2.5	2.5	2.5	2.5	2.4
Avg. Stride Length [m]	6.7	7.5	7.4	7.4	7.1



[] Ranking at each section and finish
-:-:- No data available at this section
NA No data available

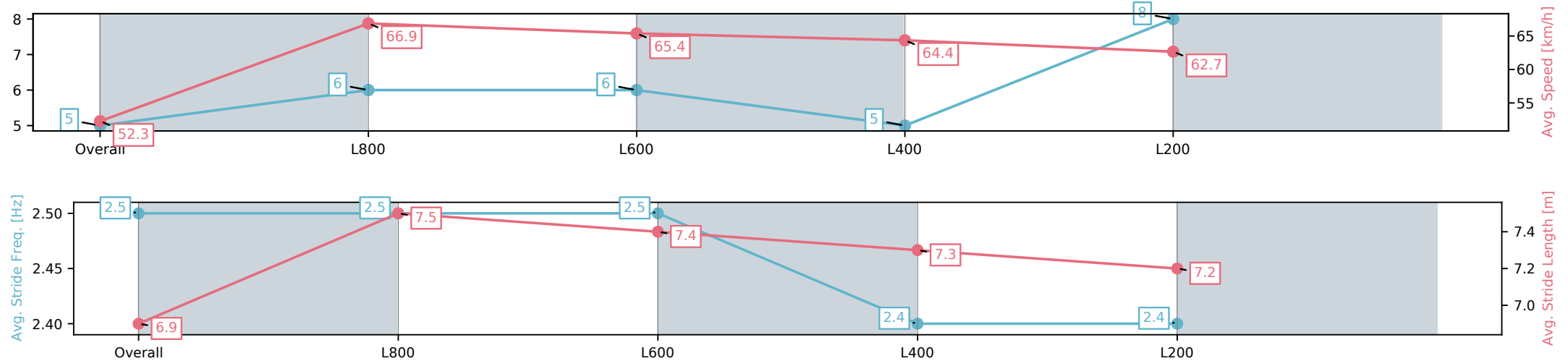
Horse/Jockey Name	INFINITE MATRIX/Jarrold Fry
Finish Rank	5
Fastest Section Time (Section)	0:10.75 (L800)
Top Speed [km/h] (Section)	67.8 (Overall)
Race State	Finished



Morphettville Parks-Professional-2025-09-06
Race 6: Sometime Hall Of Fame Handicap - 1000m
06 September 2025 - 3:18PM
Track Rating: Good 4, Weather: Fine, Rail Position: +3m 1000m-W/
Post, True Remainder Sectional 604m



Section	Overall	L800	L600	L400	L200
Section Times	0:58.25[5] (0:13.75)	0:44.50[6] (0:10.75)	0:33.75[6] (0:10.99)	0:22.76[5] (0:11.20)	0:11.56[8] (0:11.56)
Average Speed [km/h]	52.3	66.9	65.4	64.4	62.7
Top Speed [km/h]	67.6	67.8	65.9	65.5	65.2
Avg. Dist. to Rail [m]	1.0	0.7	0.9	2.0	3.6
Avg. Stride Freq. [Hz]	2.5	2.5	2.5	2.4	2.4
Avg. Stride Length [m]	6.9	7.5	7.4	7.3	7.2



[] Ranking at each section and finish
-:-:- No data available at this section
NA No data available

Horse/Jockey Name	BRISTLER/Craig Newitt
Finish Rank	6
Fastest Section Time (Section)	0:10.74 (L800)
Top Speed [km/h] (Section)	69.6 (Overall)
Race State	Finished



Morphettville Parks-Professional-2025-09-06

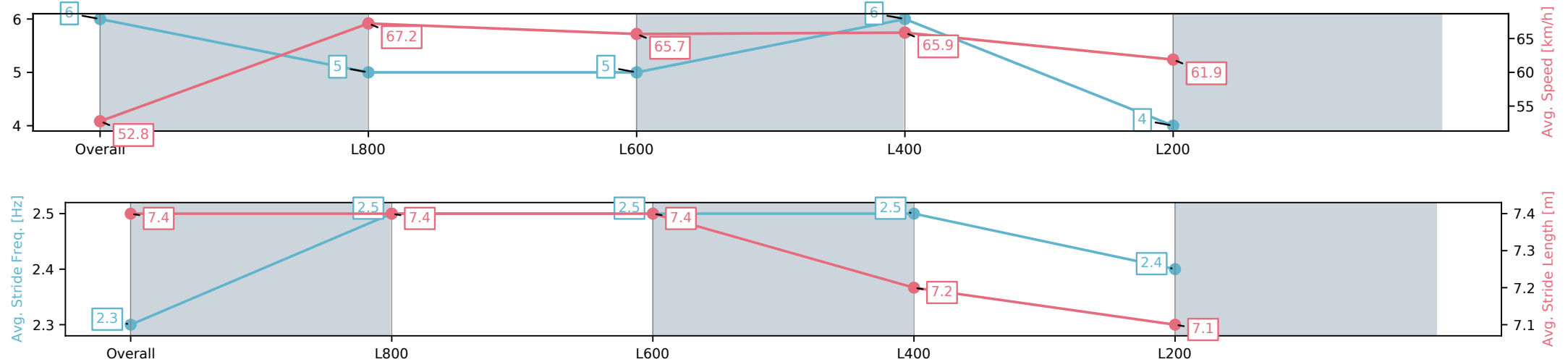
Race 6: Sometime Hall Of Fame Handicap - 1000m

06 September 2025 - 3:18PM

Track Rating: Good 4, Weather: Fine, Rail Position: +3m 1000m-W/
Post, True Remainder Sectional 604m



Section	Overall	L800	L600	L400	L200
Section Times	0:58.27[6] (0:13.68)	0:44.59[5] (0:10.74)	0:33.85[5] (0:11.11)	0:22.74[6] (0:11.01)	0:11.73[4] (0:11.73)
Average Speed [km/h]	52.8	67.2	65.7	65.9	61.9
Top Speed [km/h]	67.9	69.6	66.9	67.6	66.2
Avg. Dist. to Rail [m]	4.2	2.0	2.0	4.7	8.6
Avg. Stride Freq. [Hz]	2.3	2.5	2.5	2.5	2.4
Avg. Stride Length [m]	7.4	7.4	7.4	7.2	7.1



[] Ranking at each section and finish
-:-:- No data available at this section
NA No data available

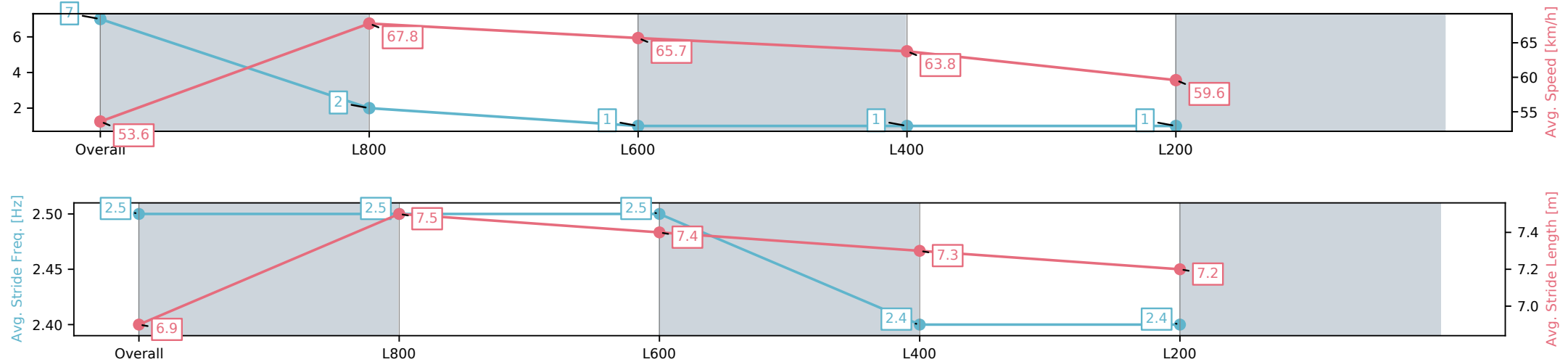
Horse/Jockey Name	WADAANA/Felicity Atkinson
Finish Rank	7
Fastest Section Time (Section)	0:10.62 (L800)
Top Speed [km/h] (Section)	70.0 (Overall)
Race State	Finished



Morphettville Parks-Professional-2025-09-06
Race 6: Sometime Hall Of Fame Handicap - 1000m
06 September 2025 - 3:18PM
Track Rating: Good 4, Weather: Fine, Rail Position: +3m 1000m-W/
Post, True Remainder Sectional 604m



Section	Overall	L800	L600	L400	L200
Section Times	0:58.32[7] (0:13.45)	0:44.87[2] (0:10.62)	0:34.25[1] (0:10.81)	0:23.44[1] (0:11.28)	0:12.16[1] (0:12.16)
Average Speed [km/h]	53.6	67.8	65.7	63.8	59.6
Top Speed [km/h]	70.0	69.6	66.7	65.6	61.5
Avg. Dist. to Rail [m]	8.8	0.8	1.7	1.3	6.1
Avg. Stride Freq. [Hz]	2.5	2.5	2.5	2.4	2.4
Avg. Stride Length [m]	6.9	7.5	7.4	7.3	7.2



[] Ranking at each section and finish
-:-:- No data available at this section
NA No data available

Horse/Jockey Name	MIDNIGHT POKER/Taylor Johnstone
Finish Rank	8
Fastest Section Time (Section)	0:10.75 (L800)
Top Speed [km/h] (Section)	68.9 (Overall)
Race State	Finished



Morphettville Parks-Professional-2025-09-06

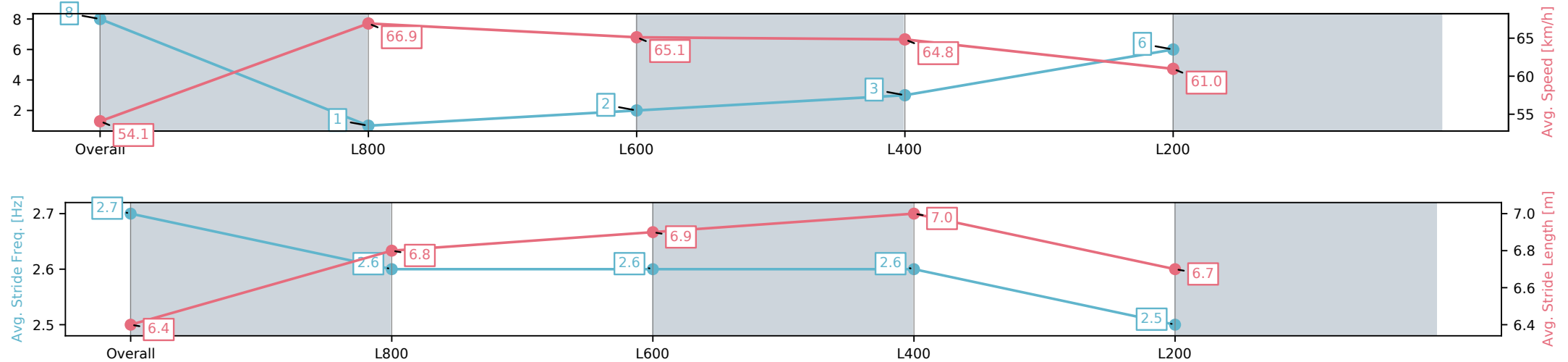
Race 6: Sometime Hall Of Fame Handicap - 1000m

06 September 2025 - 3:18PM

Track Rating: Good 4, Weather: Fine, Rail Position: +3m 1000m-W/
Post, True Remainder Sectional 604m



Section	Overall	L800	L600	L400	L200
Section Times	0:58.45[8] (0:13.40)	0:45.05[1] (0:10.75)	0:34.30[2] (0:11.25)	0:23.05[3] (0:11.21)	0:11.84[6] (0:11.84)
Average Speed [km/h]	54.1	66.9	65.1	64.8	61.0
Top Speed [km/h]	68.9	68.3	66.2	65.5	63.8
Avg. Dist. to Rail [m]	7.2	1.2	2.8	4.7	7.2
Avg. Stride Freq. [Hz]	2.7	2.6	2.6	2.6	2.5
Avg. Stride Length [m]	6.4	6.8	6.9	7.0	6.7



[] Ranking at each section and finish
-:-:- No data available at this section
NA No data available

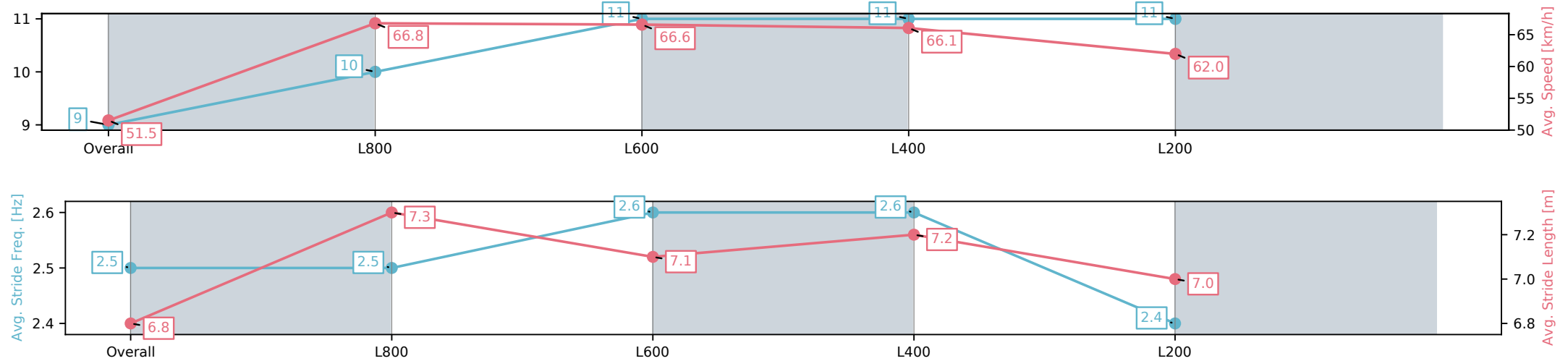
Horse/Jockey Name	COOL THE JETS/Connor Murtagh
Finish Rank	9
Fastest Section Time (Section)	0:10.82 (L800)
Top Speed [km/h] (Section)	67.5 (L800)
Race State	Finished



Morphettville Parks-Professional-2025-09-06
Race 6: Sometime Hall Of Fame Handicap - 1000m
06 September 2025 - 3:18PM
Track Rating: Good 4, Weather: Fine, Rail Position: +3m 1000m-W/
Post, True Remainder Sectional 604m



Section	Overall	L800	L600	L400	L200
Section Times	0:58.48[9] (0:14.02)	0:44.46[10] (0:10.82)	0:33.64[11] (0:10.95)	0:22.69[11] (0:10.97)	0:11.72[11] (0:11.72)
Average Speed [km/h]	51.5	66.8	66.6	66.1	62.0
Top Speed [km/h]	67.4	67.4	67.5	67.1	64.5
Avg. Dist. to Rail [m]	7.0	2.7	2.3	3.8	8.8
Avg. Stride Freq. [Hz]	2.5	2.5	2.6	2.6	2.4
Avg. Stride Length [m]	6.8	7.3	7.1	7.2	7.0



[] Ranking at each section and finish
-:-:- No data available at this section
NA No data available

Horse/Jockey Name	SQUAD/Teagan Voorham
Finish Rank	10
Fastest Section Time (Section)	0:10.81 (L800)
Top Speed [km/h] (Section)	69.1 (Overall)
Race State	Finished



Morphettville Parks-Professional-2025-09-06

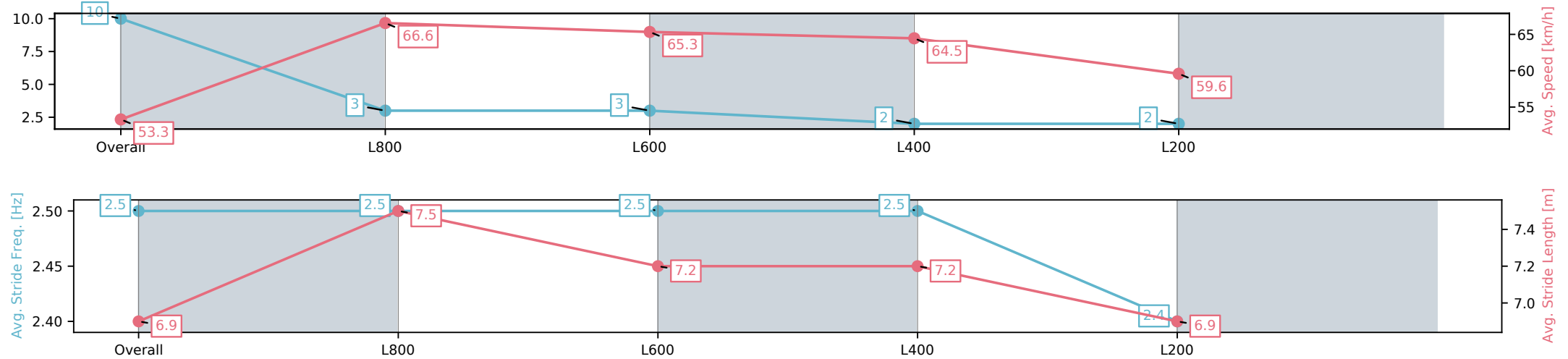
Race 6: Sometime Hall Of Fame Handicap - 1000m

06 September 2025 - 3:18PM

Track Rating: Good 4, Weather: Fine, Rail Position: +3m 1000m-W/
Post, True Remainder Sectional 604m



Section	Overall	L800	L600	L400	L200
Section Times	0:58.58[10] (0:13.52)	0:45.06[3] (0:10.81)	0:34.25[3] (0:10.93)	0:23.32[2] (0:11.19)	0:12.13[2] (0:12.13)
Average Speed [km/h]	53.3	66.6	65.3	64.5	59.6
Top Speed [km/h]	69.1	68.8	67.3	65.8	65.4
Avg. Dist. to Rail [m]	4.3	0.2	1.0	0.8	4.0
Avg. Stride Freq. [Hz]	2.5	2.5	2.5	2.5	2.4
Avg. Stride Length [m]	6.9	7.5	7.2	7.2	6.9



[] Ranking at each section and finish
-:-:- No data available at this section
NA No data available

Horse/Jockey Name	MY HARUCONI/Rochelle Milnes
Finish Rank	11
Fastest Section Time (Section)	0:10.78 (L800)
Top Speed [km/h] (Section)	69.4 (Overall)
Race State	Finished



Morphettville Parks-Professional-2025-09-06

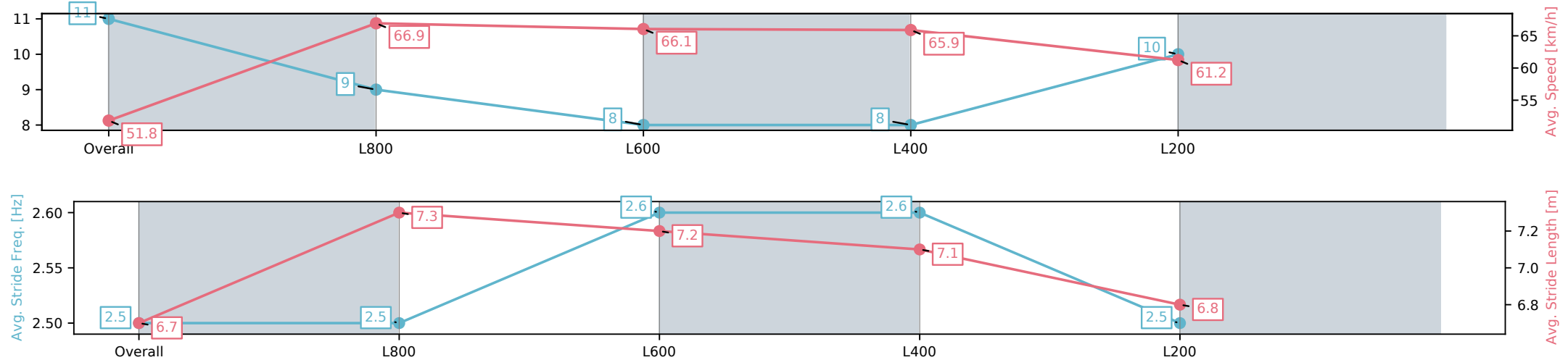
Race 6: Sometime Hall Of Fame Handicap - 1000m

06 September 2025 - 3:18PM

Track Rating: Good 4, Weather: Fine, Rail Position: +3m 1000m-W/
Post, True Remainder Sectional 604m



Section	Overall	L800	L600	L400	L200
Section Times	0:58.58[11] (0:13.93)	0:44.65[9] (0:10.78)	0:33.87[8] (0:11.01)	0:22.86[8] (0:11.02)	0:11.84[10] (0:11.84)
Average Speed [km/h]	51.8	66.9	66.1	65.9	61.2
Top Speed [km/h]	66.8	69.4	68.2	68.3	65.1
Avg. Dist. to Rail [m]	1.9	1.1	2.1	5.2	7.9
Avg. Stride Freq. [Hz]	2.5	2.5	2.6	2.6	2.5
Avg. Stride Length [m]	6.7	7.3	7.2	7.1	6.8



[] Ranking at each section and finish
-:-:- No data available at this section
NA No data available

Horse/Jockey Name	BABAYKA/Caitlin Tootell
Finish Rank	12
Fastest Section Time (Section)	0:10.80 (L800)
Top Speed [km/h] (Section)	69.1 (Overall)
Race State	Finished



Morphettville Parks-Professional-2025-09-06

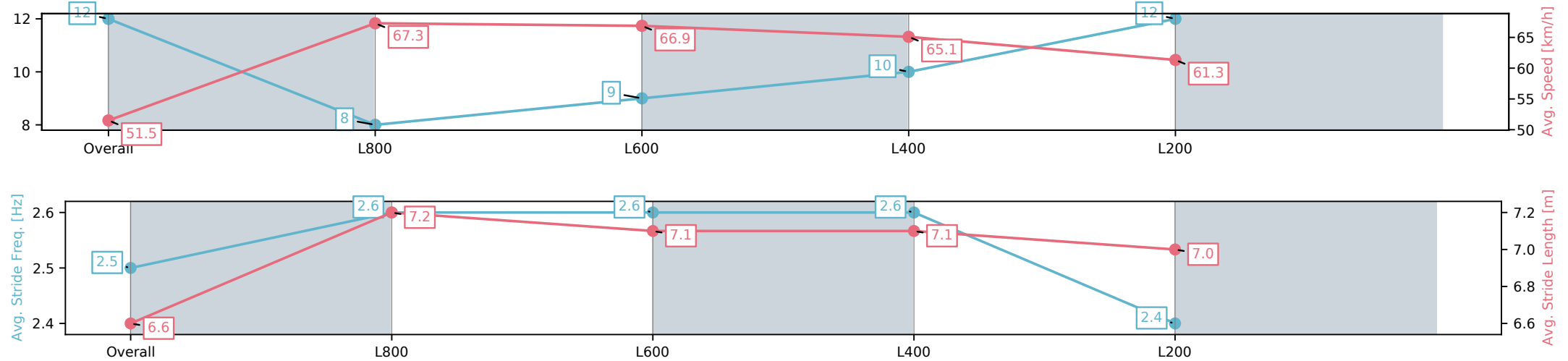
Race 6: Sometime Hall Of Fame Handicap - 1000m

06 September 2025 - 3:18PM

Track Rating: Good 4, Weather: Fine, Rail Position: +3m 1000m-W/
Post, True Remainder Sectional 604m



Section	Overall	L800	L600	L400	L200
Section Times	0:58.82[12] (0:13.93)	0:44.89[8] (0:10.80)	0:34.09[9] (0:11.05)	0:23.04[10] (0:11.21)	0:11.83[12] (0:11.83)
Average Speed [km/h]	51.5	67.3	66.9	65.1	61.3
Top Speed [km/h]	69.1	69.1	67.6	66.4	63.5
Avg. Dist. to Rail [m]	5.3	3.4	4.1	8.1	12.2
Avg. Stride Freq. [Hz]	2.5	2.6	2.6	2.6	2.4
Avg. Stride Length [m]	6.6	7.2	7.1	7.1	7.0



[] Ranking at each section and finish
-:-:- No data available at this section
NA No data available

Horse/Jockey Name	SEA OF LIGHTS/Kayla Crowther
Finish Rank	13
Fastest Section Time (Section)	0:10.72 (L800)
Top Speed [km/h] (Section)	68.9 (Overall)
Race State	Finished



Morphettville Parks-Professional-2025-09-06

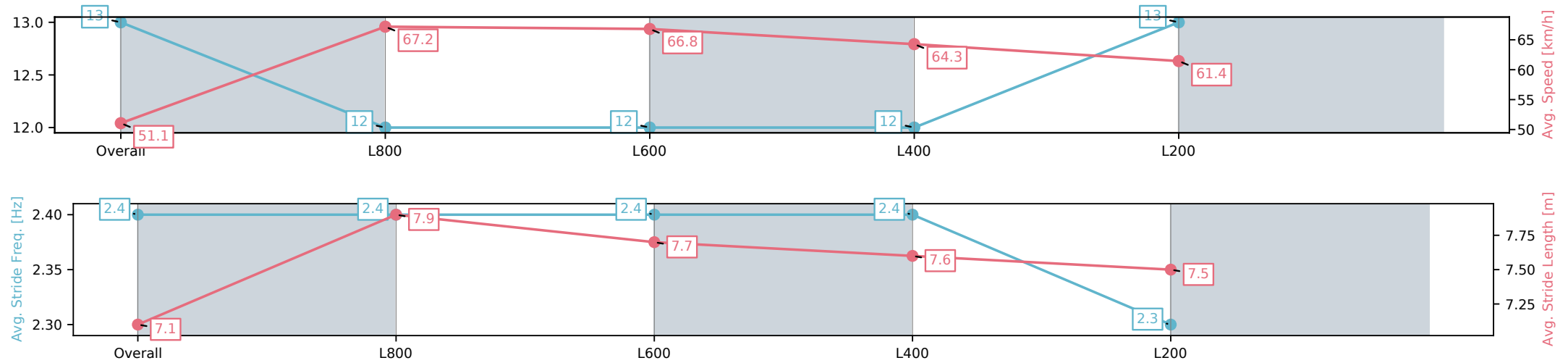
Race 6: Sometime Hall Of Fame Handicap - 1000m

06 September 2025 - 3:18PM

Track Rating: Good 4, Weather: Fine, Rail Position: +3m 1000m-W/
Post, True Remainder Sectional 604m



Section	Overall	L800	L600	L400	L200
Section Times	0:58.94[13] (0:14.14)	0:44.80[12] (0:10.72)	0:34.08[12] (0:10.93)	0:23.15[12] (0:11.31)	0:11.84[13] (0:11.84)
Average Speed [km/h]	51.1	67.2	66.8	64.3	61.4
Top Speed [km/h]	68.2	68.9	67.9	65.7	63.4
Avg. Dist. to Rail [m]	4.4	1.7	2.3	6.8	9.9
Avg. Stride Freq. [Hz]	2.4	2.4	2.4	2.4	2.3
Avg. Stride Length [m]	7.1	7.9	7.7	7.6	7.5



[] Ranking at each section and finish
-:-:- No data available at this section
NA No data available