



Morphettville-Professional-2025-08-30
Race 9: Sportsbet Fast Form Handicap - 1050m
30 August 2025 - 5:04PM



Track Rating: Soft 7, Weather: Overcast, Rail Position: +7m 1200m-W/Post, +6m
Remainder. Sectional 609 Metres

Section Field Times							Overall 1:03.46 (0:05.28)	L1000 0:58.18 (0:11.25)	L800 0:46.93 (0:10.99)	L600 0:35.94 (0:11.27)	L400 0:24.68 (0:11.80)	L200 0:12.88 (0:12.88)		
Position	#	Horse/Jockey	Barrier	Top Speed [km/h]	Fastest Section	First 400m							Margin	Distance Travelled From Winner [m]
1	10	HALLIWELL	5	66.4	0:11.23	0:25.50	1:03.46	0:57.96 [8]	0:46.38 [9]	0:35.15 [8]	0:23.88 [8]	0:12.46 [4]	1:03.46	
		Jessica Tzaferis		800-600	800-600		(0:05.50)	(0:11.57)	(0:11.23)	(0:11.27)	(0:11.42)	(0:12.46)		
2	17	THUNDER SHOC	9	66.8	0:11.17	0:24.94	1:03.60	0:58.24 [2]	0:46.94 [3]	0:35.77 [4]	0:24.35 [4]	0:12.66 [3]	0.77L	+1
		Rochelle Milnes		800-600	800-600		(0:05.36)	(0:11.30)	(0:11.17)	(0:11.42)	(0:11.69)	(0:12.66)		
3	8	GRAND HOST	10	66.9	0:11.26	0:25.71	1:03.69	0:57.99 [10]	0:46.36 [10]	0:35.10 [10]	0:23.77 [10]	0:12.29 [10]	1.31L	+3
		Kayla Crowther		1200-1000	800-600		(0:05.70)	(0:11.63)	(0:11.26)	(0:11.33)	(0:11.48)	(0:12.28)		
4	15	BAY OF ZEA	2	67.7	0:10.98	0:24.65	1:03.79	0:58.38 [4]	0:47.26 [1]	0:36.28 [1]	0:25.01 [1]	0:13.22 [1]	1.86L	-5
		Taylor Johnstone		1000-800	800-600		(0:05.41)	(0:11.12)	(0:10.98)	(0:11.27)	(0:11.79)	(0:13.22)		
5	2	SUZIDO	4	67.3	0:11.08	0:24.78	1:03.94	0:58.66 [1]	0:47.39 [2]	0:36.31 [2]	0:24.95 [3]	0:13.13 [2]	2.75L	+1
		Caitlin Tootell		800-600	800-600		(0:05.28)	(0:11.27)	(0:11.08)	(0:11.36)	(0:11.82)	(0:13.13)		
6	18	MURPH	8	69.4	0:11.22	0:25.41	1:04.02	0:58.53 [7]	0:47.06 [8]	0:35.64 [9]	0:24.42 [9]	0:12.68 [9]	3.18L	+2
		Connor Murtagh		800-600	600-400		(0:05.49)	(0:11.47)	(0:11.42)	(0:11.22)	(0:11.74)	(0:12.68)		
7	7	NOSTRYIA	6	66.7	0:11.26	0:25.21	1:04.09	0:58.64 [6]	0:47.28 [7]	0:36.02 [6]	0:24.67 [6]	0:13.06 [6]	3.61L	+3
		Jason Holder		1200-1000	800-600		(0:05.45)	(0:11.36)	(0:11.26)	(0:11.35)	(0:11.61)	(0:13.06)		
8	20	SOLAR MIST	7	66.9	0:11.25	0:25.88	1:04.32	0:58.42 [11]	0:46.76 [11]	0:35.51 [11]	0:24.01 [11]	0:12.43 [11]	4.88L	+7
		Ben Price		1000-800	800-600		(0:05.90)	(0:11.66)	(0:11.25)	(0:11.50)	(0:11.57)	(0:12.43)		
9	12	MINE ALL MINE	3	66.6	0:11.27	0:25.10	1:04.41	0:58.98 [5]	0:47.67 [4]	0:36.40 [5]	0:25.01 [5]	0:13.25 [7]	5.44L	-2
		Todd Pannell		800-600	800-600		(0:05.43)	(0:11.31)	(0:11.27)	(0:11.39)	(0:11.76)	(0:13.25)		
10	4	INTEREST POINT	1	67.8	0:10.92	0:24.90	1:04.45	0:59.07 [3]	0:47.69 [5]	0:36.77 [3]	0:25.47 [2]	0:13.44 [5]	5.67L	-3
		Jake Toeroek		1000-800	800-600		(0:05.38)	(0:11.38)	(0:10.92)	(0:11.30)	(0:12.03)	(0:13.44)		

Scratched: Dyer (#1), Zoupurring (#3), Kaido (#5), Mt Niseko (#6), Left Turn Clyde (#11), The Gov (#13), Sharendipity (#14), Lottie Jane (#16), Streetcar Fury (#19)

Report Created: Sat 30 August 2025 17:56:26 GMT+10 (Note: Timing is based on positional data)

Page 1/13

[] Position in running at each section and finish
-:-:- No data available at this section
NA No data available
█ Background shading for fastest section

Saddle cloth number
DNF Did not finish
DNT Did not track

data processed by TRIPLESDATA



Morphettville-Professional-2025-08-30
Race 9: Sportsbet Fast Form Handicap - 1050m
30 August 2025 - 5:04PM



Track Rating: Soft 7, Weather: Overcast, Rail Position: +7m 1200m-W/Post, +6m
Remainder. Sectional 609 Metres

Section

Field Times

Overall

L1000

L800

L600

L400

L200

1:03.46

0:58.18

0:46.93

0:35.94

0:24.68

0:12.88

(0:05.28)

(0:11.25)

(0:10.99)

(0:11.27)

(0:11.80)

(0:12.88)

Position	#	Horse/Jockey	Barrier	Top Speed [km/h]	Fastest Section	First 400m	Overall	L1000	L800	L600	L400	L200	Margin	Distance Travelled From Winner [m]
11	9	MINTULEE	11	67.3	0:11.26	0:25.17	1:05.10	0:59.58 [9]	0:48.32 [6]	0:37.00 [7]	0:25.59 [7]	0:13.80 [8]	9.38L	+3
		Brooke King		1200-1000	1000-800		(0:05.52)	(0:11.26)	(0:11.32)	(0:11.41)	(0:11.79)	(0:13.80)		

Scratched: Dyer (#1), Zoupurring (#3), Kaido (#5), Mt Niseko (#6), Left Turn Clyde (#11), The Gov (#13), Sharendipity (#14), Lottie Jane (#16), Streetcar Fury (#19)

Horse/Jockey Name	HALLIWELL/Jessica Tzaferis
Finish Rank	1
Fastest Section Time (Section)	0:11.23 (L800)
Top Speed [km/h] (Section)	66.4 (L800)
Race State	Finished



Morphettville-Professional-2025-08-30

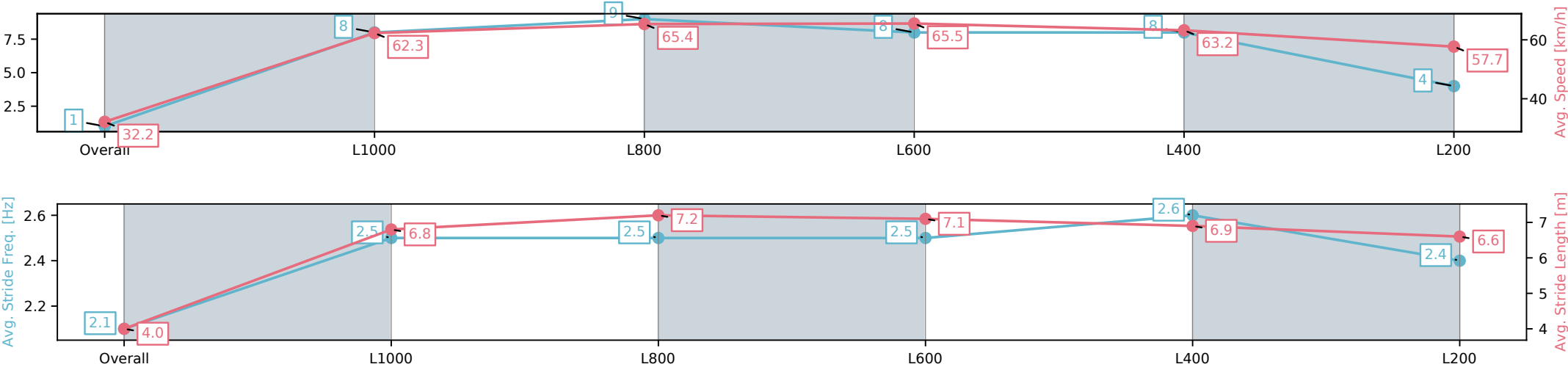
Race 9: Sportsbet Fast Form Handicap - 1050m

30 August 2025 - 5:04PM

Track Rating: Soft 7, Weather: Overcast, Rail Position: +7m 1200m-
W/Post, +6m Remainder. Sectional 609 Metres



Section	Overall	L1000	L800	L600	L400	L200
Section Times	1:03.46[1] (0:05.50)	0:57.96[8] (0:11.57)	0:46.38[9] (0:11.23)	0:35.15[8] (0:11.27)	0:23.88[8] (0:11.42)	0:12.46[4] (0:12.46)
Average Speed [km/h]	32.2	62.3	65.4	65.5	63.2	57.7
Top Speed [km/h]	52.0	65.9	66.2	66.4	65.6	61.3
Avg. Dist. to Rail [m]	5.7	6.3	5.6	4.6	4.6	6.1
Avg. Stride Freq. [Hz]	2.1	2.5	2.5	2.5	2.6	2.4
Avg. Stride Length [m]	4.0	6.8	7.2	7.1	6.9	6.6

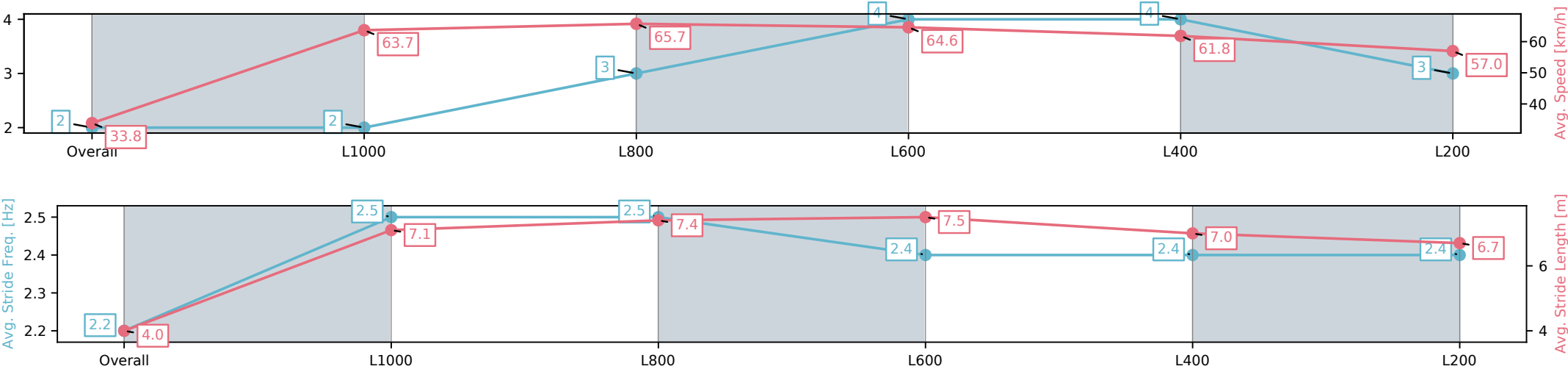


[] Ranking at each section and finish
-:-:- No data available at this section
NA No data available

Horse/Jockey Name	THUNDER SHOC/Rochelle Milnes
Finish Rank	2
Fastest Section Time (Section)	0:11.17 (L800)
Top Speed [km/h] (Section)	66.8 (L800)
Race State	Finished



Section	Overall	L1000	L800	L600	L400	L200
Section Times	1:03.60[2] (0:05.36)	0:58.24[2] (0:11.30)	0:46.94[3] (0:11.17)	0:35.77[4] (0:11.42)	0:24.35[4] (0:11.69)	0:12.66[3] (0:12.66)
Average Speed [km/h]	33.8	63.7	65.7	64.6	61.8	57.0
Top Speed [km/h]	55.7	66.1	66.6	66.8	63.0	61.5
Avg. Dist. to Rail [m]	9.3	6.9	4.8	4.7	7.6	10.8
Avg. Stride Freq. [Hz]	2.2	2.5	2.5	2.4	2.4	2.4
Avg. Stride Length [m]	4.0	7.1	7.4	7.5	7.0	6.7



[] Ranking at each section and finish
-:-:- No data available at this section
NA No data available

Horse/Jockey Name	GRAND HOST/Kayla Crowther
Finish Rank	3
Fastest Section Time (Section)	0:11.26 (L800)
Top Speed [km/h] (Section)	66.9 (Overall)
Race State	Finished



Morphettville-Professional-2025-08-30

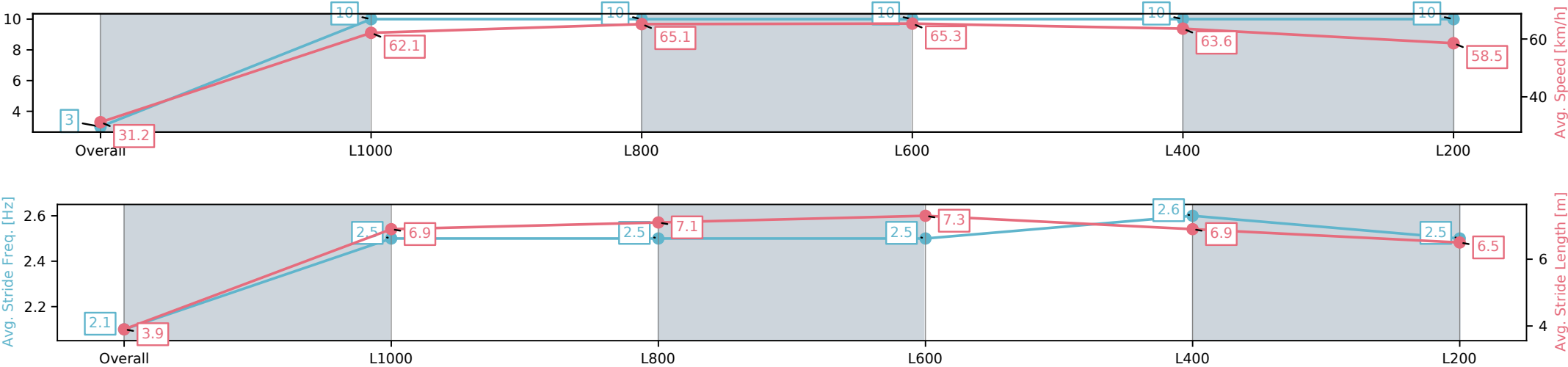
Race 9: Sportsbet Fast Form Handicap - 1050m

30 August 2025 - 5:04PM

Track Rating: Soft 7, Weather: Overcast, Rail Position: +7m 1200m-
W/Post, +6m Remainder. Sectional 609 Metres



Section	Overall	L1000	L800	L600	L400	L200
Section Times	1:03.69[3] (0:05.70)	0:57.99[10] (0:11.63)	0:46.36[10] (0:11.26)	0:35.10[10] (0:11.33)	0:23.77[10] (0:11.48)	0:12.29[10] (0:12.28)
Average Speed [km/h]	31.2	62.1	65.1	65.3	63.6	58.5
Top Speed [km/h]	51.2	66.9	66.8	66.7	65.9	61.3
Avg. Dist. to Rail [m]	8.7	6.7	5.3	5.5	11.0	14.4
Avg. Stride Freq. [Hz]	2.1	2.5	2.5	2.5	2.6	2.5
Avg. Stride Length [m]	3.9	6.9	7.1	7.3	6.9	6.5

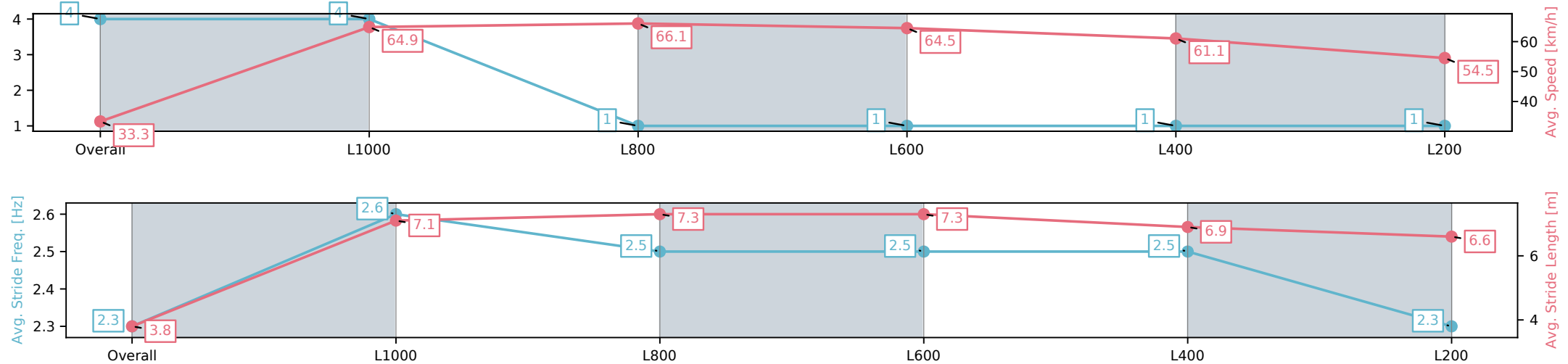


[] Ranking at each section and finish
-:-:- No data available at this section
NA No data available

Horse/Jockey Name	BAY OF ZEA/Taylor Johnstone
Finish Rank	4
Fastest Section Time (Section)	0:10.98 (L800)
Top Speed [km/h] (Section)	67.7 (L1000)
Race State	Finished



Section	Overall	L1000	L800	L600	L400	L200
Section Times	1:03.79[4] (0:05.41)	0:58.38[4] (0:11.12)	0:47.26[1] (0:10.98)	0:36.28[1] (0:11.27)	0:25.01[1] (0:11.79)	0:13.22[1] (0:13.22)
Average Speed [km/h]	33.3	64.9	66.1	64.5	61.1	54.5
Top Speed [km/h]	57.9	67.6	67.7	66.4	63.6	58.2
Avg. Dist. to Rail [m]	2.3	2.6	1.9	1.6	4.4	7.1
Avg. Stride Freq. [Hz]	2.3	2.6	2.5	2.5	2.5	2.3
Avg. Stride Length [m]	3.8	7.1	7.3	7.3	6.9	6.6



Horse/Jockey Name	SUZIDO/Caitlin Tootell
Finish Rank	5
Fastest Section Time (Section)	0:11.08 (L800)
Top Speed [km/h] (Section)	67.3 (L800)
Race State	Finished



Morphettville-Professional-2025-08-30

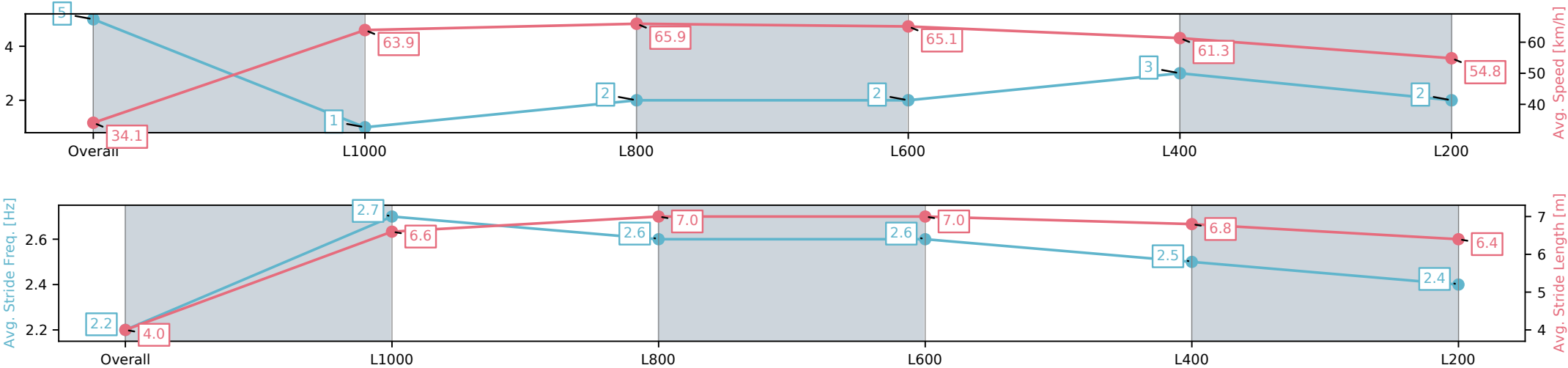
Race 9: Sportsbet Fast Form Handicap - 1050m

30 August 2025 - 5:04PM

Track Rating: Soft 7, Weather: Overcast, Rail Position: +7m 1200m-
W/Post, +6m Remainder. Sectional 609 Metres



Section	Overall	L1000	L800	L600	L400	L200
Section Times	1:03.94[5] (0:05.28)	0:58.66[1] (0:11.27)	0:47.39[2] (0:11.08)	0:36.31[2] (0:11.36)	0:24.95[3] (0:11.82)	0:13.13[2] (0:13.13)
Average Speed [km/h]	34.1	63.9	65.9	65.1	61.3	54.8
Top Speed [km/h]	55.1	66.2	66.9	67.3	62.8	58.1
Avg. Dist. to Rail [m]	4.8	4.5	3.8	5.3	7.8	9.1
Avg. Stride Freq. [Hz]	2.2	2.7	2.6	2.6	2.5	2.4
Avg. Stride Length [m]	4.0	6.6	7.0	7.0	6.8	6.4

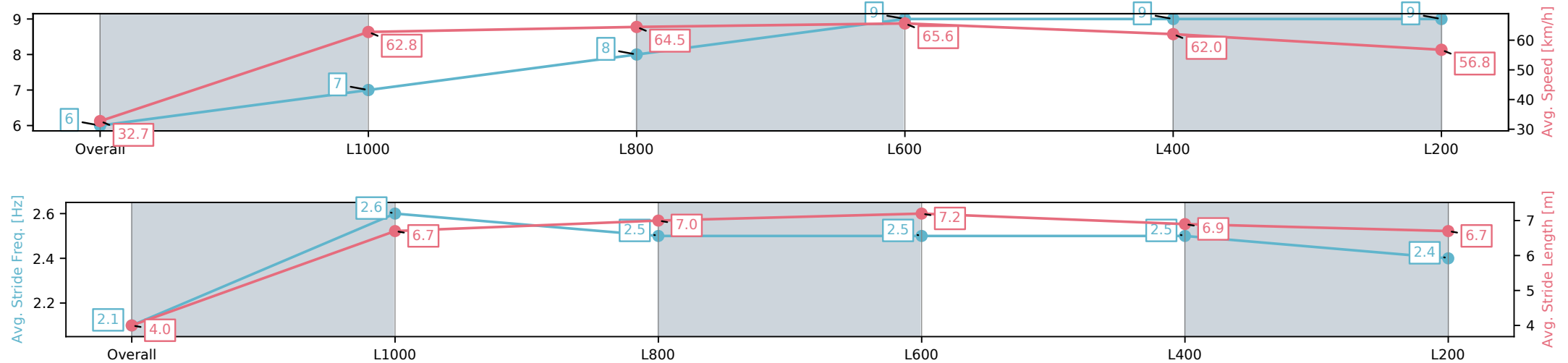


[] Ranking at each section and finish
-:-:- No data available at this section
NA No data available

Horse/Jockey Name	MURPH/Connor Murtagh
Finish Rank	6
Fastest Section Time (Section)	0:11.22 (L600)
Top Speed [km/h] (Section)	69.4 (L800)
Race State	Finished



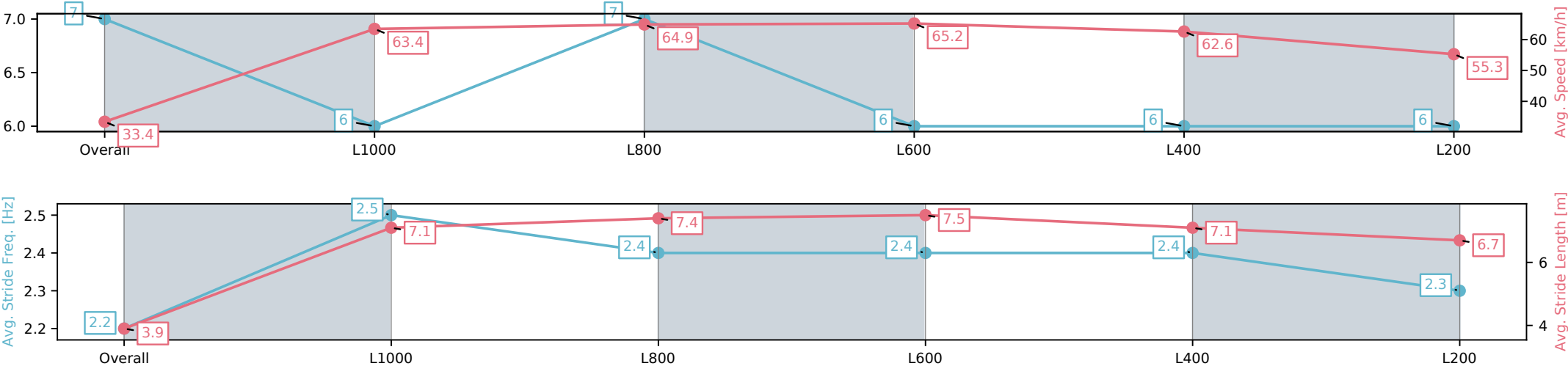
Section	Overall	L1000	L800	L600	L400	L200
Section Times	1:04.02[6] (0:05.49)	0:58.53[7] (0:11.47)	0:47.06[8] (0:11.42)	0:35.64[9] (0:11.22)	0:24.42[9] (0:11.74)	0:12.68[9] (0:12.68)
Average Speed [km/h]	32.7	62.8	64.5	65.6	62.0	56.8
Top Speed [km/h]	53.2	65.9	65.8	69.4	64.1	60.0
Avg. Dist. to Rail [m]	7.8	7.2	5.7	4.2	10.6	15.3
Avg. Stride Freq. [Hz]	2.1	2.6	2.5	2.5	2.5	2.4
Avg. Stride Length [m]	4.0	6.7	7.0	7.2	6.9	6.7



Horse/Jockey Name	NOSTRYIA/Jason Holder
Finish Rank	7
Fastest Section Time (Section)	0:11.26 (L800)
Top Speed [km/h] (Section)	66.7 (Overall)
Race State	Finished



Section	Overall	L1000	L800	L600	L400	L200
Section Times	1:04.09[7] (0:05.45)	0:58.64[6] (0:11.36)	0:47.28[7] (0:11.26)	0:36.02[6] (0:11.35)	0:24.67[6] (0:11.61)	0:13.06[6] (0:13.06)
Average Speed [km/h]	33.4	63.4	64.9	65.2	62.6	55.3
Top Speed [km/h]	54.8	66.7	66.4	66.3	64.6	60.2
Avg. Dist. to Rail [m]	6.5	5.7	4.8	5.0	9.4	12.2
Avg. Stride Freq. [Hz]	2.2	2.5	2.4	2.4	2.4	2.3
Avg. Stride Length [m]	3.9	7.1	7.4	7.5	7.1	6.7



[] Ranking at each section and finish
-:-:- No data available at this section
NA No data available

Horse/Jockey Name	SOLAR MIST/Ben Price
Finish Rank	8
Fastest Section Time (Section)	0:11.25 (L800)
Top Speed [km/h] (Section)	66.9 (L1000)
Race State	Finished



Morphettville-Professional-2025-08-30

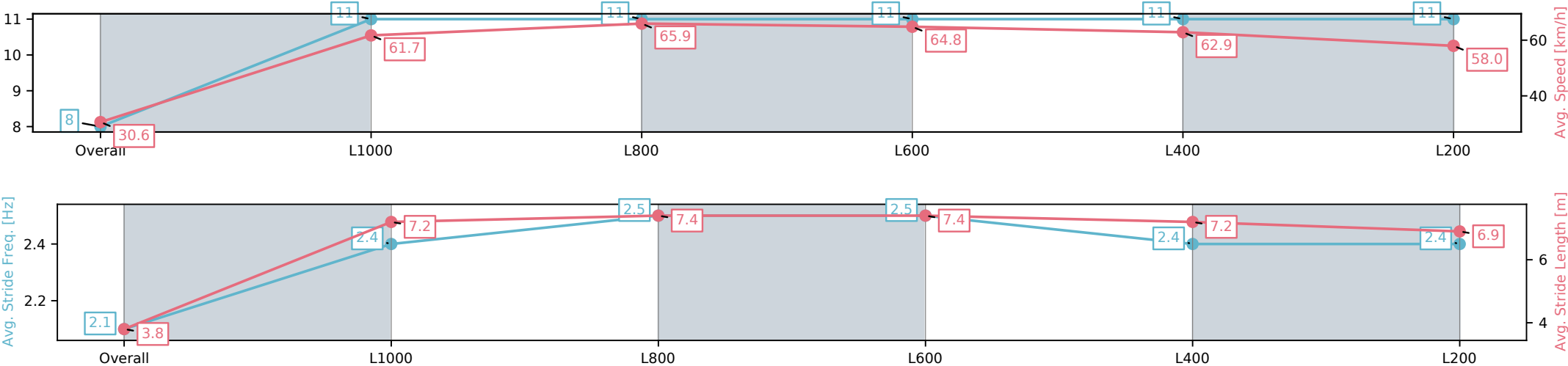
Race 9: Sportsbet Fast Form Handicap - 1050m

30 August 2025 - 5:04PM

Track Rating: Soft 7, Weather: Overcast, Rail Position: +7m 1200m-
W/Post, +6m Remainder. Sectional 609 Metres



Section	Overall	L1000	L800	L600	L400	L200
Section Times	1:04.32[8] (0:05.90)	0:58.42[11] (0:11.66)	0:46.76[11] (0:11.25)	0:35.51[11] (0:11.50)	0:24.01[11] (0:11.57)	0:12.43[11] (0:12.43)
Average Speed [km/h]	30.6	61.7	65.9	64.8	62.9	58.0
Top Speed [km/h]	50.8	66.3	66.9	66.8	65.2	60.9
Avg. Dist. to Rail [m]	7.1	6.9	6.9	7.0	12.1	15.1
Avg. Stride Freq. [Hz]	2.1	2.4	2.5	2.5	2.4	2.4
Avg. Stride Length [m]	3.8	7.2	7.4	7.4	7.2	6.9

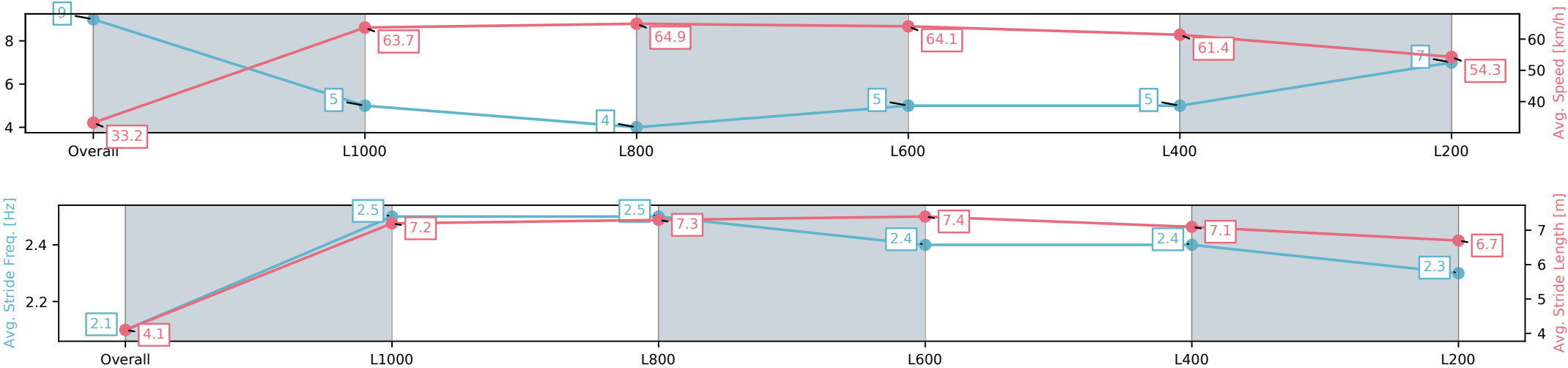


[] Ranking at each section and finish
-:-:- No data available at this section
NA No data available

Horse/Jockey Name	MINE ALL MINE/Todd Pannell
Finish Rank	9
Fastest Section Time (Section)	0:11.27 (L800)
Top Speed [km/h] (Section)	66.6 (L800)
Race State	Finished



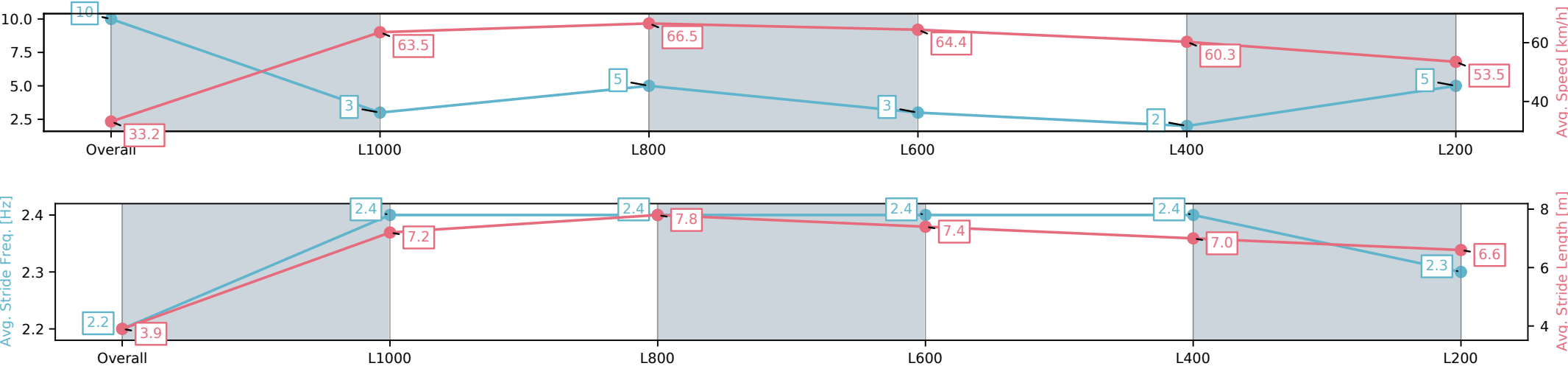
Section	Overall	L1000	L800	L600	L400	L200
Section Times	1:04.41[9] (0:05.43)	0:58.98[5] (0:11.31)	0:47.67[4] (0:11.27)	0:36.40[5] (0:11.39)	0:25.01[5] (0:11.76)	0:13.25[7] (0:13.25)
Average Speed [km/h]	33.2	63.7	64.9	64.1	61.4	54.3
Top Speed [km/h]	54.3	66.3	66.2	66.6	62.8	58.9
Avg. Dist. to Rail [m]	3.5	4.5	3.9	3.0	4.3	6.3
Avg. Stride Freq. [Hz]	2.1	2.5	2.5	2.4	2.4	2.3
Avg. Stride Length [m]	4.1	7.2	7.3	7.4	7.1	6.7



Horse/Jockey Name	INTEREST POINT/Jake Toeroek
Finish Rank	10
Fastest Section Time (Section)	0:10.92 (L800)
Top Speed [km/h] (Section)	67.8 (L1000)
Race State	Finished



Section	Overall	L1000	L800	L600	L400	L200
Section Times	1:04.45[10] (0:05.38)	0:59.07[3] (0:11.38)	0:47.69[5] (0:10.92)	0:36.77[3] (0:11.30)	0:25.47[2] (0:12.03)	0:13.44[5] (0:13.44)
Average Speed [km/h]	33.2	63.5	66.5	64.4	60.3	53.5
Top Speed [km/h]	56.4	67.6	67.8	67.0	62.9	57.3
Avg. Dist. to Rail [m]	1.2	2.5	2.5	3.0	5.0	7.7
Avg. Stride Freq. [Hz]	2.2	2.4	2.4	2.4	2.4	2.3
Avg. Stride Length [m]	3.9	7.2	7.8	7.4	7.0	6.6



[] Ranking at each section and finish
-:-:- No data available at this section
NA No data available

Horse/Jockey Name	MINTULEE/Brooke King
Finish Rank	11
Fastest Section Time (Section)	0:11.26 (L1000)
Top Speed [km/h] (Section)	67.3 (Overall)
Race State	Finished



Morphettville-Professional-2025-08-30

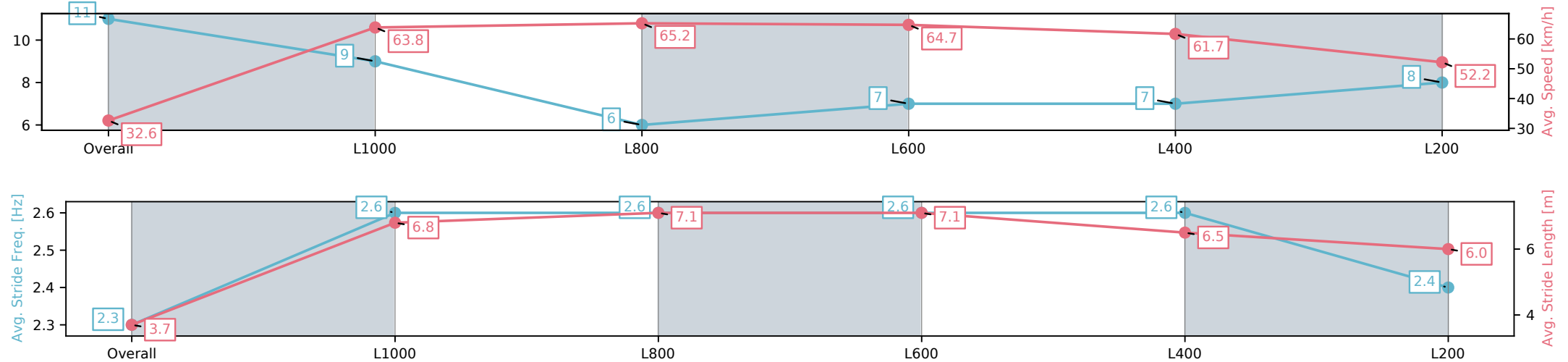
Race 9: Sportsbet Fast Form Handicap - 1050m

30 August 2025 - 5:04PM

Track Rating: Soft 7, Weather: Overcast, Rail Position: +7m 1200m-
W/Post, +6m Remainder. Sectional 609 Metres



Section	Overall	L1000	L800	L600	L400	L200
Section Times	1:05.10[11] (0:05.52)	0:59.58[9] (0:11.26)	0:48.32[6] (0:11.32)	0:37.00[7] (0:11.41)	0:25.59[7] (0:11.79)	0:13.80[8] (0:13.80)
Average Speed [km/h]	32.6	63.8	65.2	64.7	61.7	52.2
Top Speed [km/h]	56.5	67.3	67.2	67.1	63.9	58.0
Avg. Dist. to Rail [m]	9.4	7.7	6.1	5.6	8.9	12.6
Avg. Stride Freq. [Hz]	2.3	2.6	2.6	2.6	2.6	2.4
Avg. Stride Length [m]	3.7	6.8	7.1	7.1	6.5	6.0



[] Ranking at each section and finish
-:-:- No data available at this section
NA No data available