



Morphettville-Professional-2025-08-30
Race 6: UrbanVirons Group Handicap - 1200m
30 August 2025 - 3:12PM



Track Rating: Soft 7, Weather: Overcast, Rail Position: +7m 1200m-W/Post, +6m
Remainder. Sectional 609 Metres

Section Field Times							Overall	L1000	L800	L600	L400	L200		
							1:12.21 (0:13.89)	0:58.32 (0:11.27)	0:47.06 (0:11.54)	0:35.51 (0:11.71)	0:23.81 (0:11.60)	0:12.20 (0:12.20)		
Position	#	Horse/Jockey	Barrier	Top Speed [km/h]	Fastest Section	First 400m							Margin	Distance Travelled From Winner [m]
1	7	CICALA	5	65.4	0:11.35	0:25.34	1:12.21	0:58.22 [2]	0:46.87 [2]	0:35.40 [2]	0:23.78 [2]	0:12.21 [1]	1:12.21	
		Rochelle Milnes		1200-1000	1000-800		(0:13.99)	(0:11.35)	(0:11.47)	(0:11.62)	(0:11.56)	(0:12.21)		
2	4	KARAVAS	8	66.5	0:11.24	0:25.56	1:12.64	0:58.50 [5]	0:47.07 [6]	0:35.35 [8]	0:23.52 [11]	0:12.28 [6]	2.68L	+7
		Jake Toeroek		600-400	400-200		(0:14.14)	(0:11.43)	(0:11.72)	(0:11.83)	(0:11.24)	(0:12.28)		
3	5	LAYERUPONLAYER	12	65.2	0:11.39	0:25.77	1:12.73	0:58.58 [6]	0:46.96 [10]	0:35.43 [9]	0:23.67 [9]	0:12.28 [7]	3.26L	+4
		Connor Murtagh		600-400	400-200		(0:14.15)	(0:11.62)	(0:11.53)	(0:11.76)	(0:11.39)	(0:12.28)		
4	6	METRICAL	10	64.5	0:11.38	0:25.56	1:12.76	0:58.57 [7]	0:47.19 [7]	0:35.69 [6]	0:24.10 [5]	0:12.52 [4]	3.44L	+1
		Jason Holder		1000-800	1000-800		(0:14.19)	(0:11.38)	(0:11.50)	(0:11.59)	(0:11.57)	(0:12.52)		
5	9	STARLITE VALLEY	7	65.3	0:11.30	0:25.37	1:12.83	0:58.76 [4]	0:47.46 [4]	0:35.87 [4]	0:24.30 [3]	0:12.64 [3]	3.93L	-4
		Sairyn Fawke		1200-1000	1000-800		(0:14.07)	(0:11.30)	(0:11.59)	(0:11.56)	(0:11.66)	(0:12.64)		
6	13	VOLTAGE POINT	11	64.9	0:11.46	0:25.87	1:12.87	0:58.54 [10]	0:47.00 [11]	0:35.41 [11]	0:23.77 [10]	0:12.31 [10]	4.2L	+4
		Caitlin Tootell		800-600	400-200		(0:14.33)	(0:11.54)	(0:11.59)	(0:11.64)	(0:11.46)	(0:12.31)		
7	12	NASHO	6	64.5	0:11.27	0:25.15	1:12.91	0:59.03 [1]	0:47.76 [1]	0:36.22 [1]	0:24.51 [1]	0:12.73 [2]	4.42L	-5
		Brooke King		1000-800	1000-800		(0:13.88)	(0:11.27)	(0:11.54)	(0:11.71)	(0:11.78)	(0:12.73)		
8	8	GRONKOWSKI	9	64.9	0:11.30	0:25.71	1:13.14	0:58.73 [11]	0:47.43 [9]	0:35.83 [10]	0:24.25 [8]	0:12.54 [11]	5.89L	+0
		Jessica Tzaferis		1200-1000	1000-800		(0:14.41)	(0:11.30)	(0:11.60)	(0:11.57)	(0:11.71)	(0:12.54)		
9	10	CLASSY KENNY	1	64.7	0:11.30	0:25.50	1:13.21	0:59.01 [8]	0:47.71 [5]	0:36.17 [5]	0:24.41 [6]	0:12.71 [8]	6.34L	-3
		Felicity Atkinson		1200-1000	1000-800		(0:14.20)	(0:11.30)	(0:11.54)	(0:11.76)	(0:11.70)	(0:12.71)		
10	11	MERE MORSEL	3	65.7	0:11.36	0:25.36	1:13.27	0:59.27 [3]	0:47.91 [3]	0:36.34 [3]	0:24.66 [4]	0:12.92 [5]	6.72L	-4
		Kayla Crowther		1200-1000	1000-800		(0:14.00)	(0:11.36)	(0:11.56)	(0:11.68)	(0:11.74)	(0:12.92)		

Scratched: Karacasu (#3)

Report Created: Sat 30 August 2025 15:56:26 GMT+10 (Note: Timing is based on positional data)

Page 1/14

[] Position in running at each section and finish
-:-:- No data available at this section
NA No data available
■ Background shading for fastest section

Saddle cloth number
DNF Did not finish
DNT Did not track



Morphettville-Professional-2025-08-30
Race 6: UrbanVirons Group Handicap - 1200m
30 August 2025 - 3:12PM



Track Rating: Soft 7, Weather: Overcast, Rail Position: +7m 1200m-W/Post, +6m
Remainder. Sectional 609 Metres

Section Field Times							Overall	L1000	L800	L600	L400	L200		
							1:12.21 (0:13.89)	0:58.32 (0:11.27)	0:47.06 (0:11.54)	0:35.51 (0:11.71)	0:23.81 (0:11.60)	0:12.20 (0:12.20)		
Position	#	Horse/Jockey	Barrier	Top Speed [km/h]	Fastest Section	First 400m							Margin	Distance Travelled From Winner [m]
11	1	COTEHELE	2	64.6	0:11.34	0:25.66	1:13.40	0:59.08 [9]	0:47.74 [8]	0:36.22 [7]	0:24.57 [7]	0:12.89 [9]	7.54L	-2
		Todd Pannell		1000-800	1000-800		(0:14.32)	(0:11.34)	(0:11.52)	(0:11.65)	(0:11.68)	(0:12.89)		
12	2	ARUGAMAMA	4	63.7	0:11.49	0:25.99	1:13.44	0:58.94 [12]	0:47.45 [12]	0:35.86 [12]	0:24.07 [12]	0:12.47 [12]	7.79L	+1
		Matthew Chadwick		600-400	1000-800		(0:14.50)	(0:11.49)	(0:11.59)	(0:11.79)	(0:11.60)	(0:12.47)		

Scratched: Karacasu (#3)

Horse/Jockey Name	CICALA/Rochelle Milnes
Finish Rank	1
Fastest Section Time (Section)	0:11.35 (L1000)
Top Speed [km/h] (Section)	65.4 (Overall)
Race State	Finished



Morphettville-Professional-2025-08-30

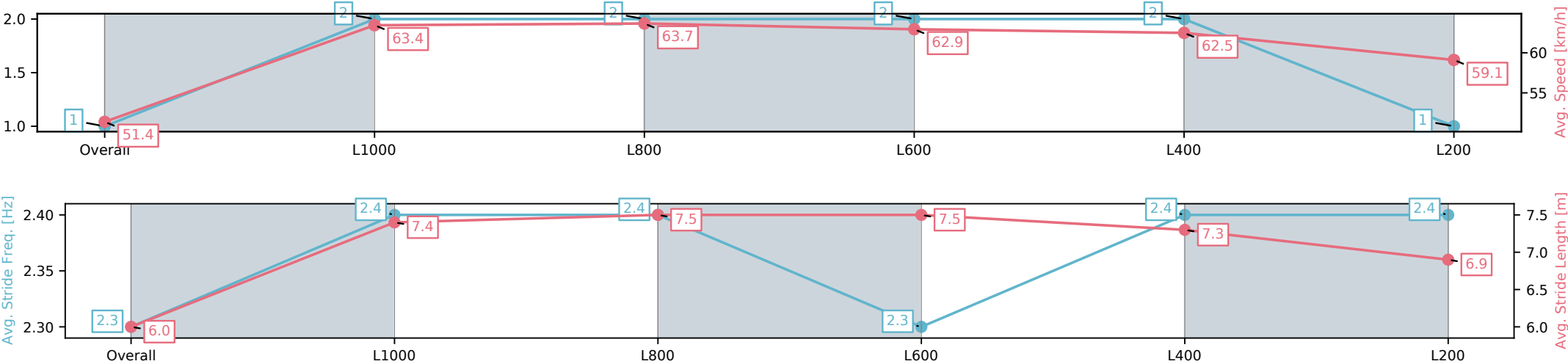
Race 6: UrbanVirons Group Handicap - 1200m

30 August 2025 - 3:12PM

Track Rating: Soft 7, Weather: Overcast, Rail Position: +7m 1200m-
W/Post, +6m Remainder. Sectional 609 Metres



Section	Overall	L1000	L800	L600	L400	L200
Section Times	1:12.21[1] (0:13.99)	0:58.22[2] (0:11.35)	0:46.87[2] (0:11.47)	0:35.40[2] (0:11.62)	0:23.78[2] (0:11.56)	0:12.21[1] (0:12.21)
Average Speed [km/h]	51.4	63.4	63.7	62.9	62.5	59.1
Top Speed [km/h]	65.4	64.4	65.2	63.8	63.2	61.0
Avg. Dist. to Rail [m]	6.4	4.9	3.4	3.1	6.2	9.5
Avg. Stride Freq. [Hz]	2.3	2.4	2.4	2.3	2.4	2.4
Avg. Stride Length [m]	6.0	7.4	7.5	7.5	7.3	6.9



[] Ranking at each section and finish
-:-:- No data available at this section
NA No data available

Horse/Jockey Name	KARAVAS/Jake Toeroek
Finish Rank	2
Fastest Section Time (Section)	0:11.24 (L400)
Top Speed [km/h] (Section)	66.5 (L600)
Race State	Finished



Morphettville-Professional-2025-08-30

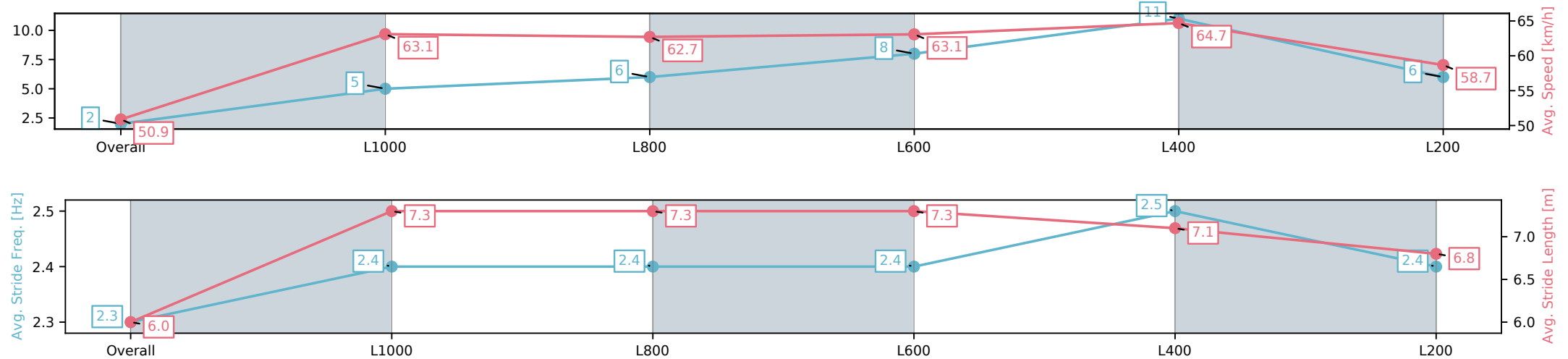
Race 6: UrbanVirons Group Handicap - 1200m

30 August 2025 - 3:12PM

Track Rating: Soft 7, Weather: Overcast, Rail Position: +7m 1200m-
W/Post, +6m Remainder. Sectional 609 Metres



Section	Overall	L1000	L800	L600	L400	L200
Section Times	1:12.64[2] (0:14.14)	0:58.50[5] (0:11.43)	0:47.07[6] (0:11.72)	0:35.35[8] (0:11.83)	0:23.52[11] (0:11.24)	0:12.28[6] (0:12.28)
Average Speed [km/h]	50.9	63.1	62.7	63.1	64.7	58.7
Top Speed [km/h]	63.7	64.3	64.3	65.6	66.5	61.7
Avg. Dist. to Rail [m]	7.7	5.9	5.4	6.9	8.0	12.1
Avg. Stride Freq. [Hz]	2.3	2.4	2.4	2.4	2.5	2.4
Avg. Stride Length [m]	6.0	7.3	7.3	7.3	7.1	6.8

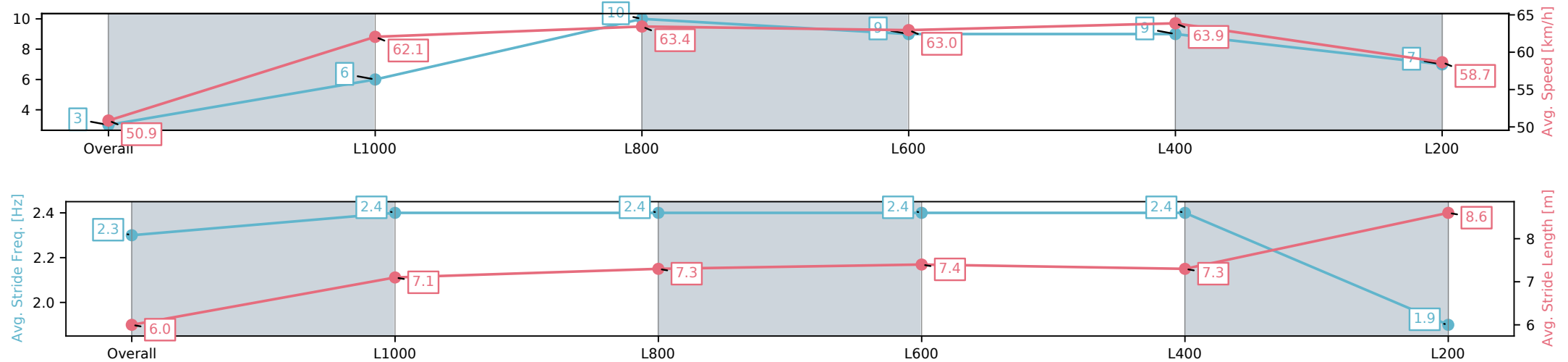


[] Ranking at each section and finish
-:-:- No data available at this section
NA No data available

Horse/Jockey Name	LAYERUPONLAYER/Connor Murtagh
Finish Rank	3
Fastest Section Time (Section)	0:11.39 (L400)
Top Speed [km/h] (Section)	65.2 (L600)
Race State	Finished



Section	Overall	L1000	L800	L600	L400	L200
Section Times	1:12.73[3] (0:14.15)	0:58.58[6] (0:11.62)	0:46.96[10] (0:11.53)	0:35.43[9] (0:11.76)	0:23.67[9] (0:11.39)	0:12.28[7] (0:12.28)
Average Speed [km/h]	50.9	62.1	63.4	63.0	63.9	58.7
Top Speed [km/h]	63.0	63.3	64.4	64.4	65.2	61.3
Avg. Dist. to Rail [m]	11.1	6.8	5.1	5.2	9.5	13.9
Avg. Stride Freq. [Hz]	2.3	2.4	2.4	2.4	2.4	1.9
Avg. Stride Length [m]	6.0	7.1	7.3	7.4	7.3	8.6



[] Ranking at each section and finish
-:-:- No data available at this section
NA No data available

Horse/Jockey Name	METRICAL/Jason Holder
Finish Rank	4
Fastest Section Time (Section)	0:11.38 (L1000)
Top Speed [km/h] (Section)	64.5 (L1000)
Race State	Finished



Morphettville-Professional-2025-08-30

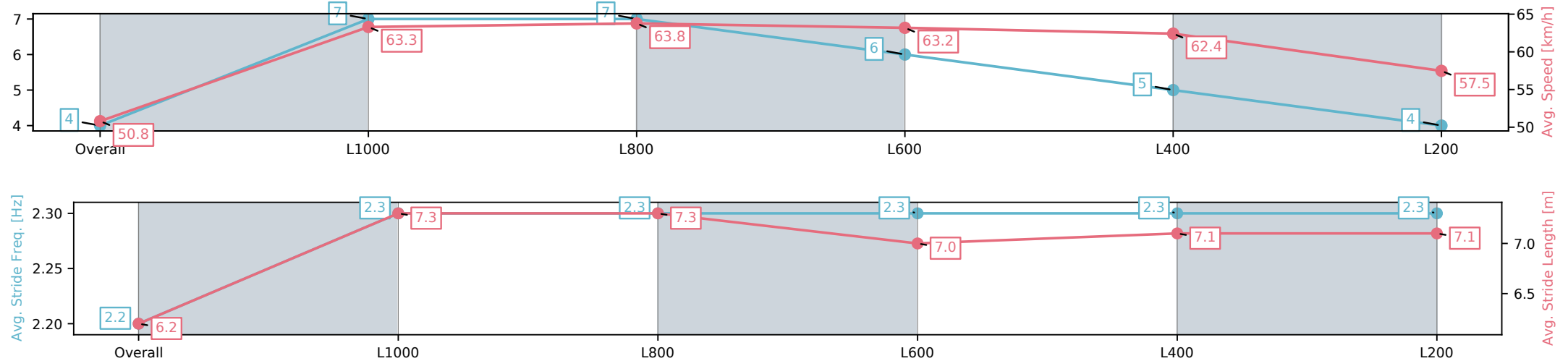
Race 6: UrbanVirons Group Handicap - 1200m

30 August 2025 - 3:12PM

Track Rating: Soft 7, Weather: Overcast, Rail Position: +7m 1200m-
W/Post, +6m Remainder. Sectional 609 Metres



Section	Overall	L1000	L800	L600	L400	L200
Section Times	1:12.76[4] (0:14.19)	0:58.57[7] (0:11.38)	0:47.19[7] (0:11.50)	0:35.69[6] (0:11.59)	0:24.10[5] (0:11.57)	0:12.52[4] (0:12.52)
Average Speed [km/h]	50.8	63.3	63.8	63.2	62.4	57.5
Top Speed [km/h]	63.0	64.2	64.5	63.7	63.8	60.7
Avg. Dist. to Rail [m]	8.9	6.1	4.5	3.2	5.8	9.5
Avg. Stride Freq. [Hz]	2.2	2.3	2.3	2.3	2.3	2.3
Avg. Stride Length [m]	6.2	7.3	7.3	7.0	7.1	7.1



[] Ranking at each section and finish
-:-:- No data available at this section
NA No data available

Horse/Jockey Name	STARLITE VALLEY/Sairyn Fawke
Finish Rank	5
Fastest Section Time (Section)	0:11.30 (L1000)
Top Speed [km/h] (Section)	65.3 (Overall)
Race State	Finished



Morphettville-Professional-2025-08-30

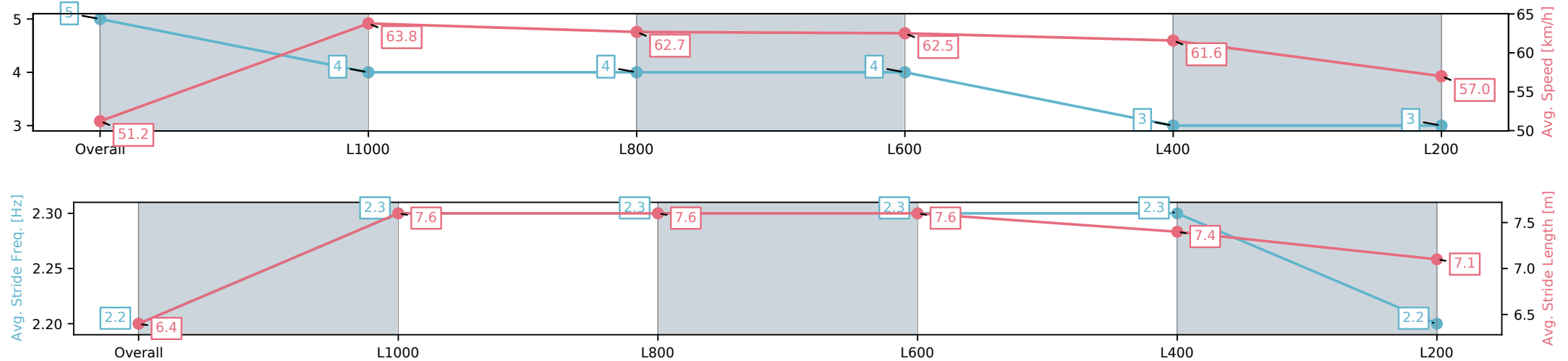
Race 6: UrbanVirons Group Handicap - 1200m

30 August 2025 - 3:12PM

Track Rating: Soft 7, Weather: Overcast, Rail Position: +7m 1200m-
W/Post, +6m Remainder. Sectional 609 Metres



Section	Overall	L1000	L800	L600	L400	L200
Section Times	1:12.83[5] (0:14.07)	0:58.76[4] (0:11.30)	0:47.46[4] (0:11.59)	0:35.87[4] (0:11.56)	0:24.30[3] (0:11.66)	0:12.64[3] (0:12.64)
Average Speed [km/h]	51.2	63.8	62.7	62.5	61.6	57.0
Top Speed [km/h]	64.9	65.3	65.1	63.5	62.6	59.9
Avg. Dist. to Rail [m]	7.3	5.6	2.8	0.4	1.9	5.5
Avg. Stride Freq. [Hz]	2.2	2.3	2.3	2.3	2.3	2.2
Avg. Stride Length [m]	6.4	7.6	7.6	7.6	7.4	7.1



[] Ranking at each section and finish
-:-:- No data available at this section
NA No data available

Horse/Jockey Name	VOLTAGE POINT/Caitlin Tootell
Finish Rank	6
Fastest Section Time (Section)	0:11.46 (L400)
Top Speed [km/h] (Section)	64.9 (L800)
Race State	Finished



Morphettville-Professional-2025-08-30

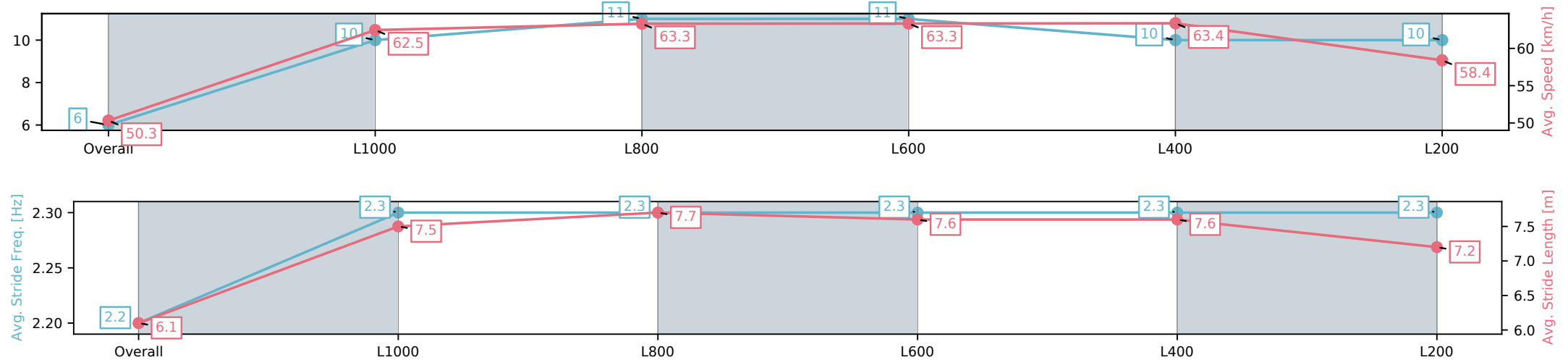
Race 6: UrbanVirons Group Handicap - 1200m

30 August 2025 - 3:12PM

Track Rating: Soft 7, Weather: Overcast, Rail Position: +7m 1200m-
W/Post, +6m Remainder. Sectional 609 Metres



Section	Overall	L1000	L800	L600	L400	L200
Section Times	1:12.87[6] (0:14.33)	0:58.54[10] (0:11.54)	0:47.00[11] (0:11.59)	0:35.41[11] (0:11.64)	0:23.77[10] (0:11.46)	0:12.31[10] (0:12.31)
Average Speed [km/h]	50.3	62.5	63.3	63.3	63.4	58.4
Top Speed [km/h]	63.7	63.5	64.7	64.9	64.6	61.6
Avg. Dist. to Rail [m]	10.5	5.9	4.5	4.6	9.2	13.1
Avg. Stride Freq. [Hz]	2.2	2.3	2.3	2.3	2.3	2.3
Avg. Stride Length [m]	6.1	7.5	7.7	7.6	7.6	7.2

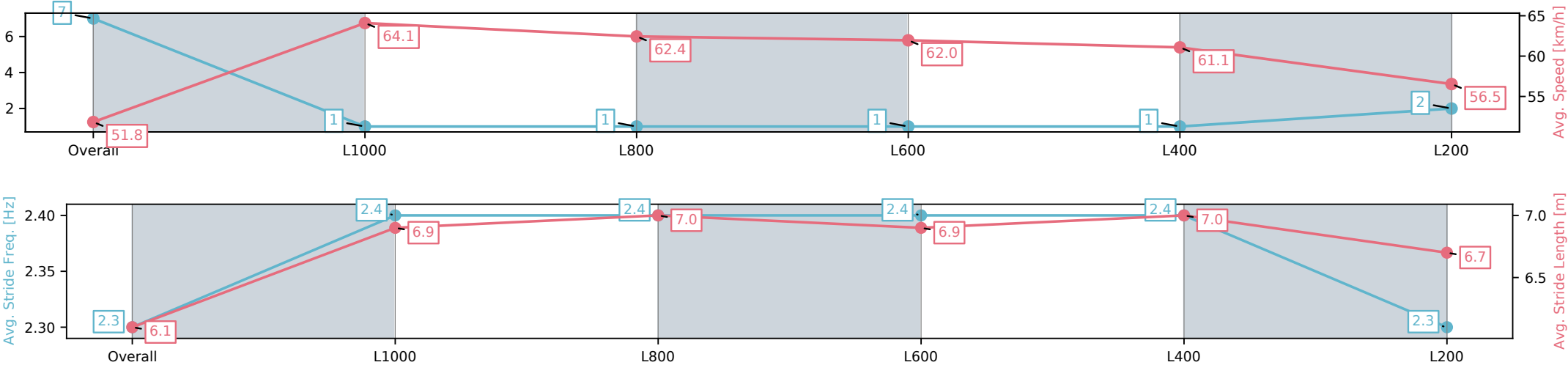


[] Ranking at each section and finish
-:-:- No data available at this section
NA No data available

Horse/Jockey Name	NASHO/Brooke King
Finish Rank	7
Fastest Section Time (Section)	0:11.27 (L1000)
Top Speed [km/h] (Section)	64.5 (L1000)
Race State	Finished



Section	Overall	L1000	L800	L600	L400	L200
Section Times	1:12.91[7] (0:13.88)	0:59.03[1] (0:11.27)	0:47.76[1] (0:11.54)	0:36.22[1] (0:11.71)	0:24.51[1] (0:11.78)	0:12.73[2] (0:12.73)
Average Speed [km/h]	51.8	64.1	62.4	62.0	61.1	56.5
Top Speed [km/h]	63.9	64.5	64.5	62.6	61.8	61.3
Avg. Dist. to Rail [m]	5.8	2.5	1.7	0.8	2.2	5.5
Avg. Stride Freq. [Hz]	2.3	2.4	2.4	2.4	2.4	2.3
Avg. Stride Length [m]	6.1	6.9	7.0	6.9	7.0	6.7



Horse/Jockey Name	GRONKOWSKI/Jessica Tzaferis
Finish Rank	8
Fastest Section Time (Section)	0:11.30 (L1000)
Top Speed [km/h] (Section)	64.9 (Overall)
Race State	Finished



Morphettville-Professional-2025-08-30

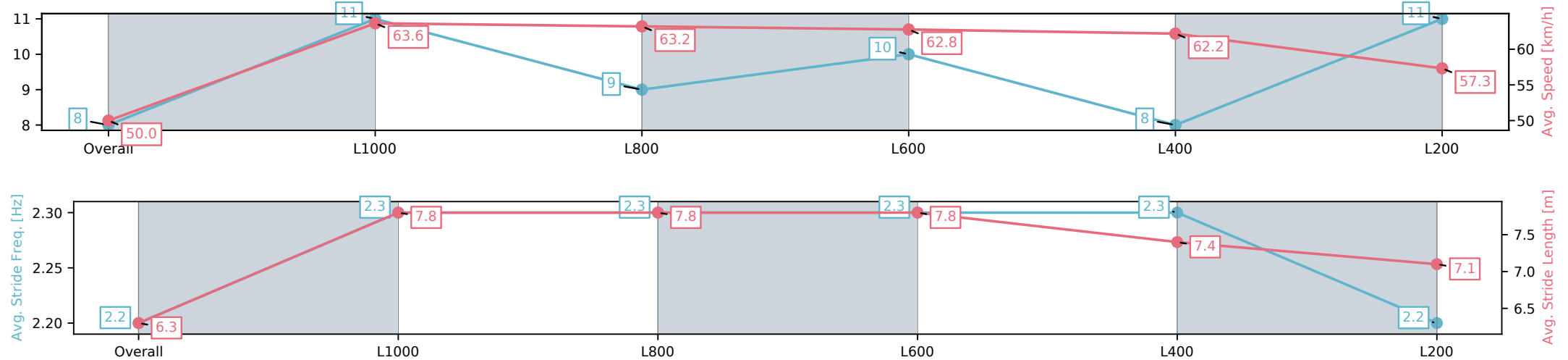
Race 6: UrbanVirons Group Handicap - 1200m

30 August 2025 - 3:12PM

Track Rating: Soft 7, Weather: Overcast, Rail Position: +7m 1200m-
W/Post, +6m Remainder. Sectional 609 Metres



Section	Overall	L1000	L800	L600	L400	L200
Section Times	1:13.14[8] (0:14.41)	0:58.73[11] (0:11.30)	0:47.43[9] (0:11.60)	0:35.83[10] (0:11.57)	0:24.25[8] (0:11.71)	0:12.54[11] (0:12.54)
Average Speed [km/h]	50.0	63.6	63.2	62.8	62.2	57.3
Top Speed [km/h]	64.9	64.6	64.3	64.3	63.9	62.4
Avg. Dist. to Rail [m]	8.2	5.7	3.9	2.9	6.8	9.8
Avg. Stride Freq. [Hz]	2.2	2.3	2.3	2.3	2.3	2.2
Avg. Stride Length [m]	6.3	7.8	7.8	7.8	7.4	7.1



[] Ranking at each section and finish
-:-:- No data available at this section
NA No data available

Horse/Jockey Name	CLASSY KENNY/Felicity Atkinson
Finish Rank	9
Fastest Section Time (Section)	0:11.30 (L1000)
Top Speed [km/h] (Section)	64.7 (Overall)
Race State	Finished



Morphettville-Professional-2025-08-30

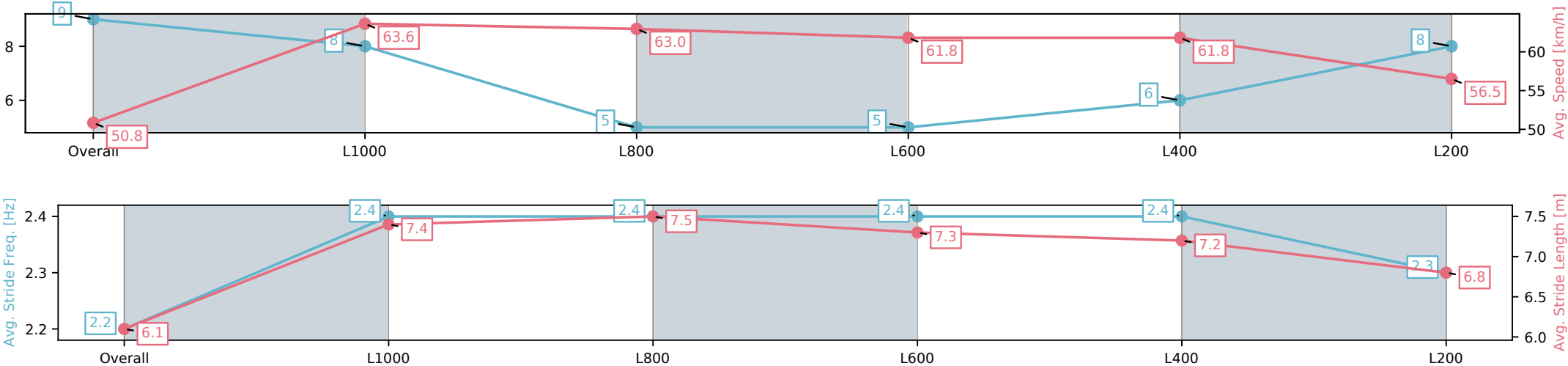
Race 6: UrbanVirons Group Handicap - 1200m

30 August 2025 - 3:12PM

Track Rating: Soft 7, Weather: Overcast, Rail Position: +7m 1200m-
W/Post, +6m Remainder. Sectional 609 Metres



Section	Overall	L1000	L800	L600	L400	L200
Section Times	1:13.21[9] (0:14.20)	0:59.01[8] (0:11.30)	0:47.71[5] (0:11.54)	0:36.17[5] (0:11.76)	0:24.41[6] (0:11.70)	0:12.71[8] (0:12.71)
Average Speed [km/h]	50.8	63.6	63.0	61.8	61.8	56.5
Top Speed [km/h]	62.8	64.7	64.2	63.0	63.0	60.7
Avg. Dist. to Rail [m]	3.3	3.7	2.5	1.6	3.9	6.4
Avg. Stride Freq. [Hz]	2.2	2.4	2.4	2.4	2.4	2.3
Avg. Stride Length [m]	6.1	7.4	7.5	7.3	7.2	6.8



[] Ranking at each section and finish
-:-:- No data available at this section
NA No data available

Horse/Jockey Name	MERE MORSEL/Kayla Crowther
Finish Rank	10
Fastest Section Time (Section)	0:11.36 (L1000)
Top Speed [km/h] (Section)	65.7 (Overall)
Race State	Finished



Morphettville-Professional-2025-08-30

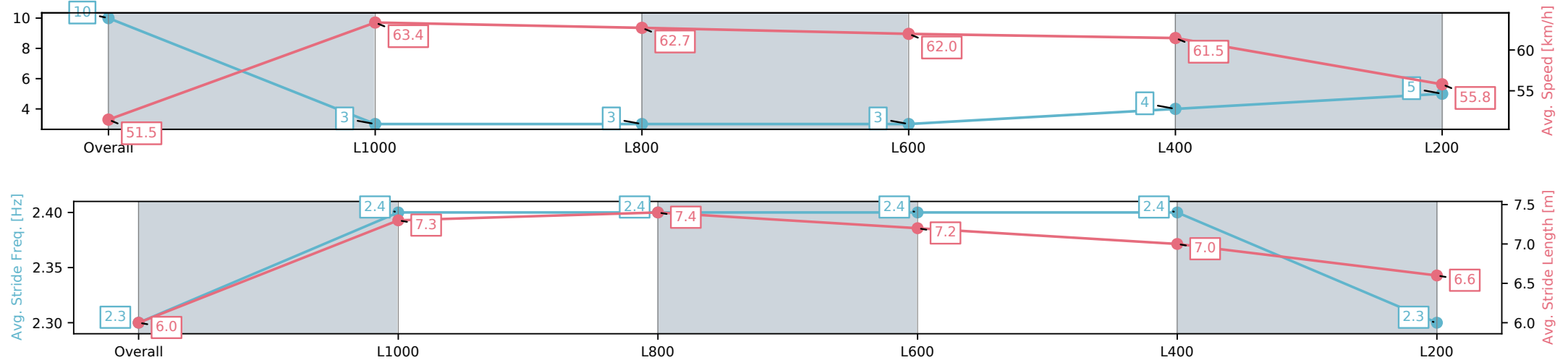
Race 6: UrbanVirons Group Handicap - 1200m

30 August 2025 - 3:12PM

Track Rating: Soft 7, Weather: Overcast, Rail Position: +7m 1200m-W/Post, +6m Remainder. Sectional 609 Metres



Section	Overall	L1000	L800	L600	L400	L200
Section Times	1:13.27[10] (0:14.00)	0:59.27[3] (0:11.36)	0:47.91[3] (0:11.56)	0:36.34[3] (0:11.68)	0:24.66[4] (0:11.74)	0:12.92[5] (0:12.92)
Average Speed [km/h]	51.5	63.4	62.7	62.0	61.5	55.8
Top Speed [km/h]	65.7	64.1	64.6	62.6	62.5	59.3
Avg. Dist. to Rail [m]	4.9	3.7	2.0	1.3	2.4	4.2
Avg. Stride Freq. [Hz]	2.3	2.4	2.4	2.4	2.4	2.3
Avg. Stride Length [m]	6.0	7.3	7.4	7.2	7.0	6.6

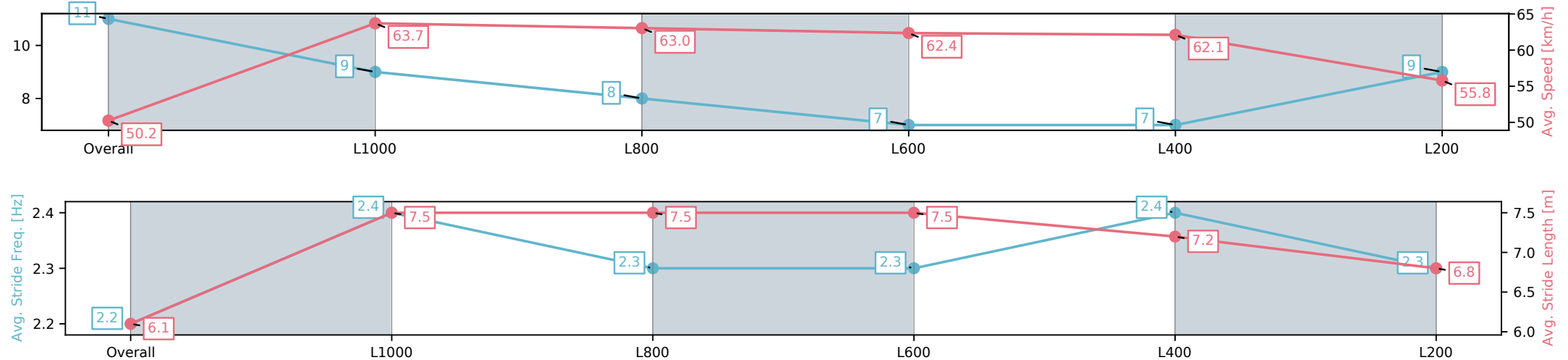


[] Ranking at each section and finish
-:-:- No data available at this section
NA No data available

Horse/Jockey Name	COTEHELE/Todd Pannell
Finish Rank	11
Fastest Section Time (Section)	0:11.34 (L1000)
Top Speed [km/h] (Section)	64.6 (L1000)
Race State	Finished



Section	Overall	L1000	L800	L600	L400	L200
Section Times	1:13.40[11] (0:14.32)	0:59.08[9] (0:11.34)	0:47.74[8] (0:11.52)	0:36.22[7] (0:11.65)	0:24.57[7] (0:11.68)	0:12.89[9] (0:12.89)
Average Speed [km/h]	50.2	63.7	63.0	62.4	62.1	55.8
Top Speed [km/h]	64.6	64.4	64.6	63.4	63.4	59.9
Avg. Dist. to Rail [m]	3.8	4.0	2.5	2.3	4.7	7.5
Avg. Stride Freq. [Hz]	2.2	2.4	2.3	2.3	2.4	2.3
Avg. Stride Length [m]	6.1	7.5	7.5	7.5	7.2	6.8



Horse/Jockey Name	ARUGAMAMA/Matthew Chadwick
Finish Rank	12
Fastest Section Time (Section)	0:11.49 (L1000)
Top Speed [km/h] (Section)	63.7 (L600)
Race State	Finished



Morphettville-Professional-2025-08-30

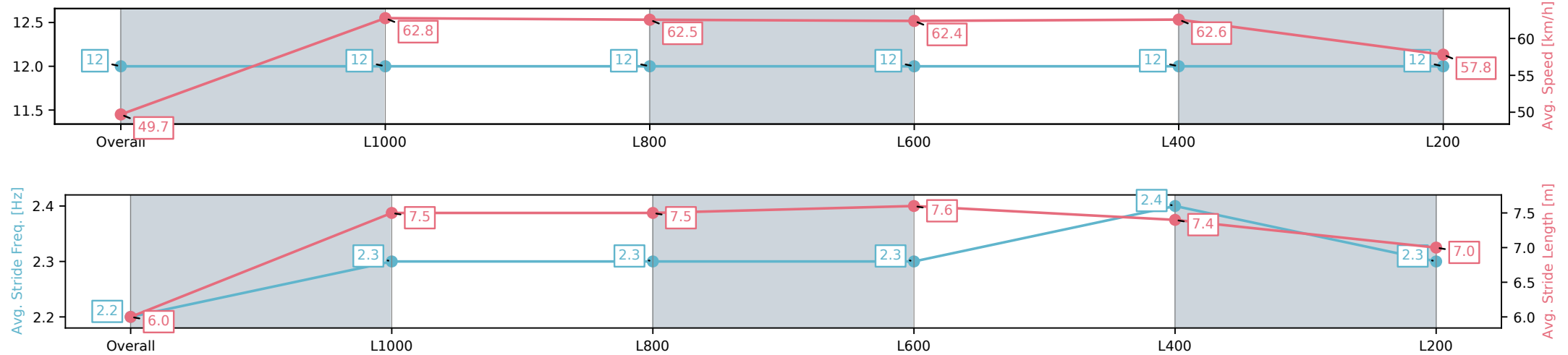
Race 6: UrbanVirons Group Handicap - 1200m

30 August 2025 - 3:12PM

Track Rating: Soft 7, Weather: Overcast, Rail Position: +7m 1200m-
W/Post, +6m Remainder. Sectional 609 Metres



Section	Overall	L1000	L800	L600	L400	L200
Section Times	1:13.44[12] (0:14.50)	0:58.94[12] (0:11.49)	0:47.45[12] (0:11.59)	0:35.86[12] (0:11.79)	0:24.07[12] (0:11.60)	0:12.47[12] (0:12.47)
Average Speed [km/h]	49.7	62.8	62.5	62.4	62.6	57.8
Top Speed [km/h]	62.5	63.4	63.6	63.6	63.7	60.3
Avg. Dist. to Rail [m]	5.4	3.9	2.4	4.0	8.5	11.3
Avg. Stride Freq. [Hz]	2.2	2.3	2.3	2.3	2.4	2.3
Avg. Stride Length [m]	6.0	7.5	7.5	7.6	7.4	7.0



[] Ranking at each section and finish
-:-:- No data available at this section
NA No data available