



Morphettville Parks-Professional-2025-08-23

Race 6: Thomas Farms Handicap - 1000m

23 August 2025 - 3:13PM

Track Rating: Soft 5, Weather: Fine, Rail Position: True



Section Field Times

Overall
0:58.02
(0:13.36)

L800
0:44.66
(0:10.52)

L600
0:34.14
(0:11.17)

L400
0:22.96
(0:11.12)

L200
0:11.84
(0:11.84)

Position	#	Horse/Jockey	Barrier	Top Speed [km/h]	Fastest Section	First 400m	Overall	L800	L600	L400	L200	Margin	Distance Travelled From Winner [m]
1	7	SUPER ALANA	6	70.5	0:10.49	0:23.88	0:58.02	0:44.63 [2]	0:34.14 [1]	0:22.97 [1]	0:11.85 [1]	0:58.02	
		Todd Pannell		1000-800	800-600		(0:13.39)	(0:10.49)	(0:11.17)	(0:11.12)	(0:11.85)		
2	9	HALLSTATT	10	69.4	0:10.55	0:24.61	0:58.34	0:44.28 [8]	0:33.73 [8]	0:22.75 [8]	0:11.64 [7]	2.0L	+3
		Alana Livesey		1000-800	800-600		(0:14.06)	(0:10.55)	(0:10.98)	(0:11.11)	(0:11.64)		
3	6	STARLITE VALLEY	1	68.8	0:10.62	0:24.37	0:58.36	0:44.61 [6]	0:33.99 [5]	0:23.03 [5]	0:11.81 [5]	2.14L	+2
		Sairyn Fawke		1000-800	800-600		(0:13.75)	(0:10.62)	(0:10.96)	(0:11.22)	(0:11.81)		
4	5	UNDER AND OVER	11	70.7	0:10.45	0:24.19	0:58.37	0:44.63 [4]	0:34.18 [4]	0:23.08 [4]	0:11.92 [2]	2.2L	+7
		Jason Holder		1000-800	800-600		(0:13.74)	(0:10.45)	(0:11.10)	(0:11.16)	(0:11.92)		
5	8	KOVA	3	69.7	0:10.54	0:24.10	0:58.49	0:44.93 [3]	0:34.39 [3]	0:23.25 [3]	0:12.03 [3]	2.99L	+5
		Matthew Chadwick		1000-800	800-600		(0:13.56)	(0:10.54)	(0:11.14)	(0:11.22)	(0:12.03)		
6	11	MY HARUCONI	5	71.1	0:10.53	0:24.56	0:58.56	0:44.52 [7]	0:33.99 [7]	0:23.08 [7]	0:11.88 [6]	3.42L	+5
		Stacey Metcalfe		1000-800	800-600		(0:14.04)	(0:10.53)	(0:10.91)	(0:11.20)	(0:11.88)		
7	2	ZANTHRON	8	69.9	0:10.56	0:23.93	0:58.59	0:45.23 [1]	0:34.66 [2]	0:23.43 [2]	0:12.09 [4]	3.63L	+2
		Felicity Atkinson		1000-800	800-600		(0:13.36)	(0:10.56)	(0:11.23)	(0:11.34)	(0:12.09)		
8	3	COME ALONG JEFFREY	2	69.0	0:10.67	0:24.41	0:58.88	0:45.14 [5]	0:34.47 [6]	0:23.44 [6]	0:12.18 [8]	5.46L	+2
		Jessica Tzaferis		1000-800	800-600		(0:13.74)	(0:10.67)	(0:11.03)	(0:11.26)	(0:12.18)		

Scratched: Winning Revolution (#1), Suzido (#4), The Gov (#10), Thunder Shoc (#12)

Horse/Jockey Name	SUPER ALANA/Todd Pannell
Finish Rank	1
Fastest Section Time (Section)	0:10.49 (L800)
Top Speed [km/h] (Section)	70.5 (Overall)
Race State	Finished



Morphettville Parks-Professional-2025-08-23

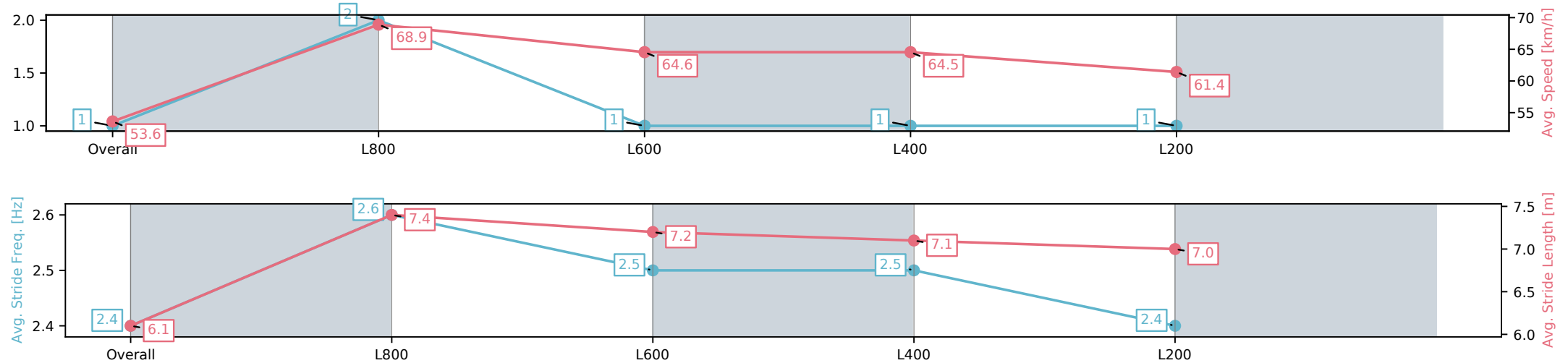
Race 6: Thomas Farms Handicap - 1000m

23 August 2025 - 3:13PM

Track Rating: Soft 5, Weather: Fine, Rail Position: True



Section	Overall	L800	L600	L400	L200
Section Times	0:58.02[1] (0:13.39)	0:44.63[2] (0:10.49)	0:34.14[1] (0:11.17)	0:22.97[1] (0:11.12)	0:11.85[1] (0:11.85)
Average Speed [km/h]	53.6	68.9	64.6	64.5	61.4
Top Speed [km/h]	70.5	70.5	66.1	65.4	63.9
Avg. Dist. to Rail [m]	6.6	1.7	0.3	0.7	1.1
Avg. Stride Freq. [Hz]	2.4	2.6	2.5	2.5	2.4
Avg. Stride Length [m]	6.1	7.4	7.2	7.1	7.0



[] Ranking at each section and finish
-:-:- No data available at this section
NA No data available

Horse/Jockey Name	HALLSTATT/Alana Livesey
Finish Rank	2
Fastest Section Time (Section)	0:10.55 (L800)
Top Speed [km/h] (Section)	69.4 (Overall)
Race State	Finished



Morphettville Parks-Professional-2025-08-23

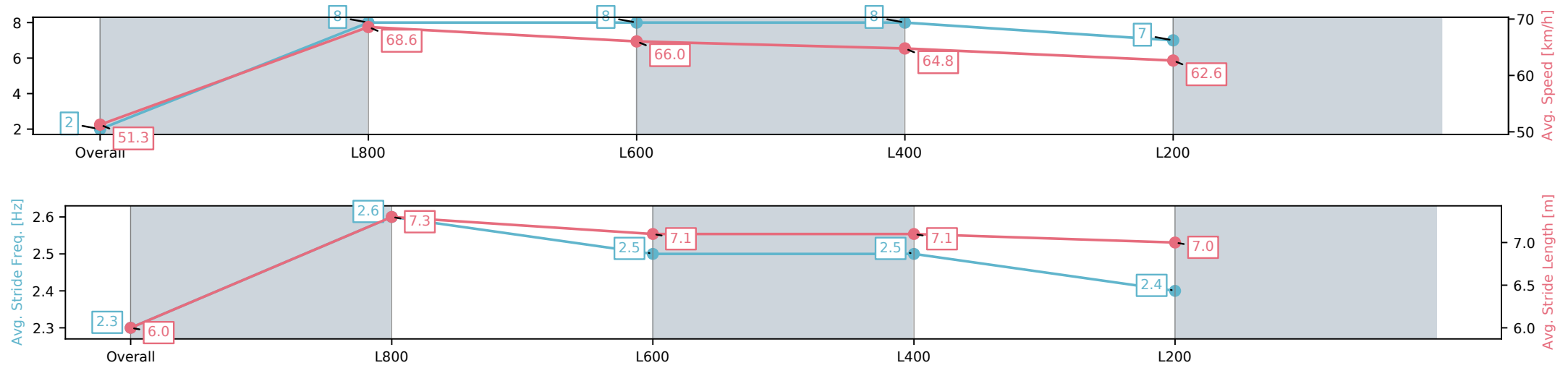
Race 6: Thomas Farms Handicap - 1000m

23 August 2025 - 3:13PM

Track Rating: Soft 5, Weather: Fine, Rail Position: True



Section	Overall	L800	L600	L400	L200
Section Times	0:58.34[2] (0:14.06)	0:44.28[8] (0:10.55)	0:33.73[8] (0:10.98)	0:22.75[8] (0:11.11)	0:11.64[7] (0:11.64)
Average Speed [km/h]	51.3	68.6	66.0	64.8	62.6
Top Speed [km/h]	67.7	69.4	67.9	66.3	62.6
Avg. Dist. to Rail [m]	5.3	1.1	1.3	1.1	1.8
Avg. Stride Freq. [Hz]	2.3	2.6	2.5	2.5	2.4
Avg. Stride Length [m]	6.0	7.3	7.1	7.1	7.0



[] Ranking at each section and finish
-:-:- No data available at this section
NA No data available

Horse/Jockey Name	STARLITE VALLEY/Sairyn Fawke
Finish Rank	3
Fastest Section Time (Section)	0:10.62 (L800)
Top Speed [km/h] (Section)	68.8 (Overall)
Race State	Finished



Morphettville Parks-Professional-2025-08-23

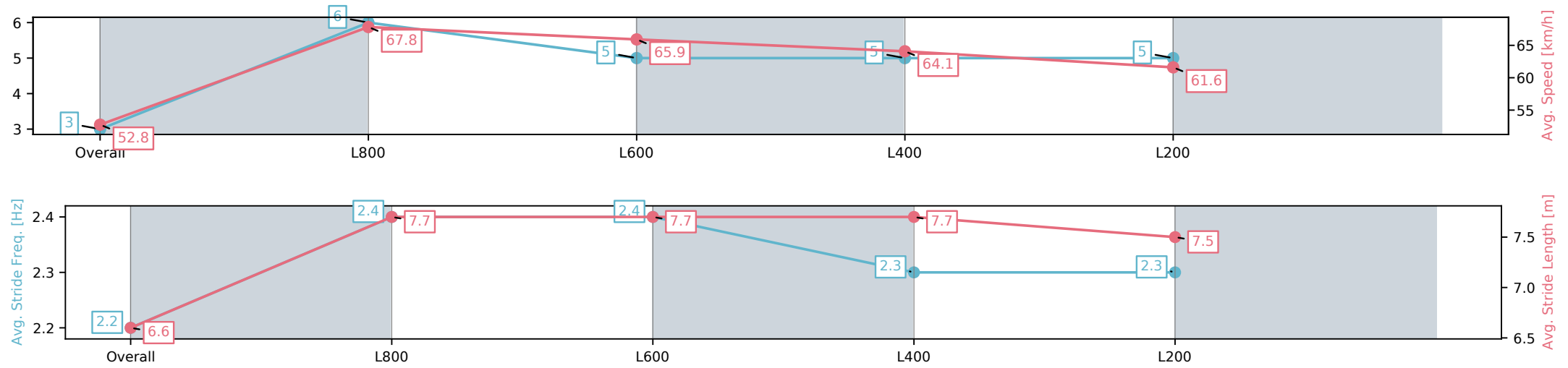
Race 6: Thomas Farms Handicap - 1000m

23 August 2025 - 3:13PM

Track Rating: Soft 5, Weather: Fine, Rail Position: True



Section	Overall	L800	L600	L400	L200
Section Times	0:58.36[3] (0:13.75)	0:44.61[6] (0:10.62)	0:33.99[5] (0:10.96)	0:23.03[5] (0:11.22)	0:11.81[5] (0:11.81)
Average Speed [km/h]	52.8	67.8	65.9	64.1	61.6
Top Speed [km/h]	67.1	68.8	67.1	65.3	63.0
Avg. Dist. to Rail [m]	2.5	0.8	0.3	0.9	2.6
Avg. Stride Freq. [Hz]	2.2	2.4	2.4	2.3	2.3
Avg. Stride Length [m]	6.6	7.7	7.7	7.7	7.5



- [] Ranking at each section and finish
- :-:- No data available at this section
- NA No data available

Horse/Jockey Name	UNDER AND OVER/Jason Holder
Finish Rank	4
Fastest Section Time (Section)	0:10.45 (L800)
Top Speed [km/h] (Section)	70.7 (Overall)
Race State	Finished



Morphettville Parks-Professional-2025-08-23

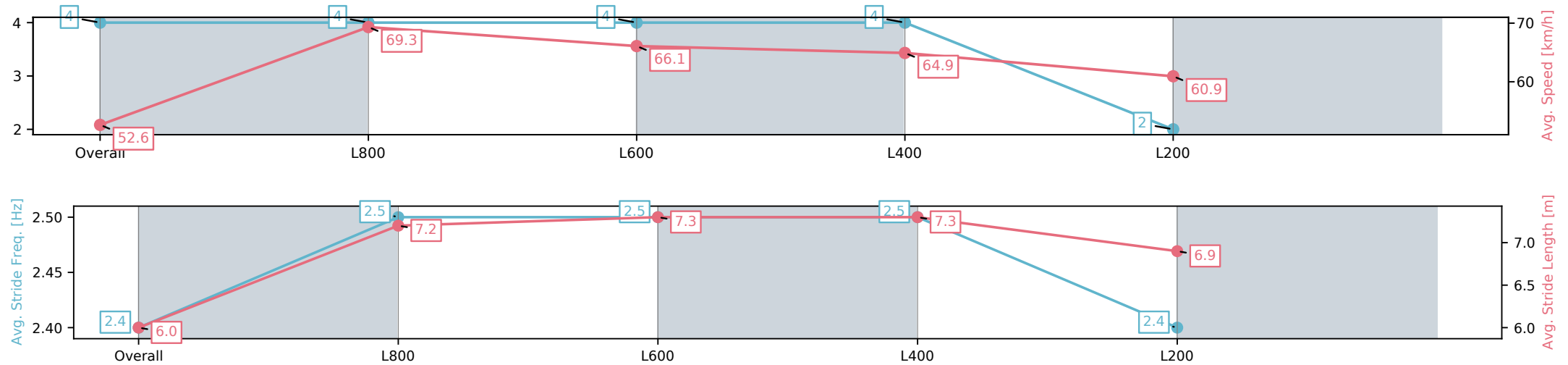
Race 6: Thomas Farms Handicap - 1000m

23 August 2025 - 3:13PM

Track Rating: Soft 5, Weather: Fine, Rail Position: True



Section	Overall	L800	L600	L400	L200
Section Times	0:58.37[4] (0:13.74)	0:44.63[4] (0:10.45)	0:34.18[4] (0:11.10)	0:23.08[4] (0:11.16)	0:11.92[2] (0:11.92)
Average Speed [km/h]	52.6	69.3	66.1	64.9	60.9
Top Speed [km/h]	67.5	70.7	68.2	66.5	63.2
Avg. Dist. to Rail [m]	7.4	2.9	3.1	5.0	7.0
Avg. Stride Freq. [Hz]	2.4	2.5	2.5	2.5	2.4
Avg. Stride Length [m]	6.0	7.2	7.3	7.3	6.9



[] Ranking at each section and finish
-:-:- No data available at this section
NA No data available

Horse/Jockey Name	KOVA/Matthew Chadwick
Finish Rank	5
Fastest Section Time (Section)	0:10.54 (L800)
Top Speed [km/h] (Section)	69.7 (Overall)
Race State	Finished



Morphettville Parks-Professional-2025-08-23

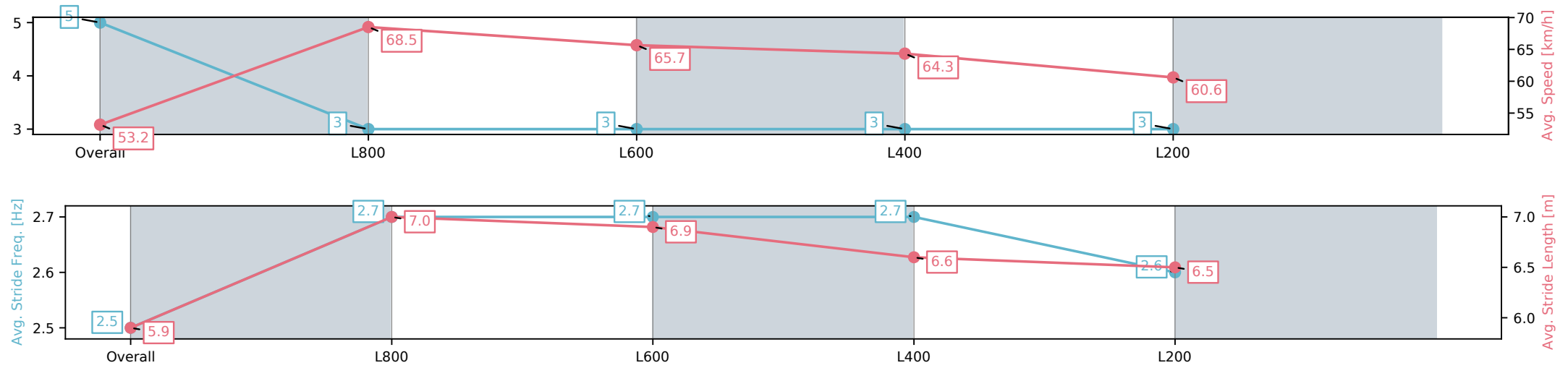
Race 6: Thomas Farms Handicap - 1000m

23 August 2025 - 3:13PM

Track Rating: Soft 5, Weather: Fine, Rail Position: True



Section	Overall	L800	L600	L400	L200
Section Times	0:58.49[5] (0:13.56)	0:44.93[3] (0:10.54)	0:34.39[3] (0:11.14)	0:23.25[3] (0:11.22)	0:12.03[3] (0:12.03)
Average Speed [km/h]	53.2	68.5	65.7	64.3	60.6
Top Speed [km/h]	68.3	69.7	67.3	65.4	63.0
Avg. Dist. to Rail [m]	4.6	2.2	2.0	3.3	5.4
Avg. Stride Freq. [Hz]	2.5	2.7	2.7	2.7	2.6
Avg. Stride Length [m]	5.9	7.0	6.9	6.6	6.5



[] Ranking at each section and finish
-:-:- No data available at this section
NA No data available

Horse/Jockey Name	MY HARUCONI/Stacey Metcalfe
Finish Rank	6
Fastest Section Time (Section)	0:10.53 (L800)
Top Speed [km/h] (Section)	71.1 (Overall)
Race State	Finished



Morphettville Parks-Professional-2025-08-23

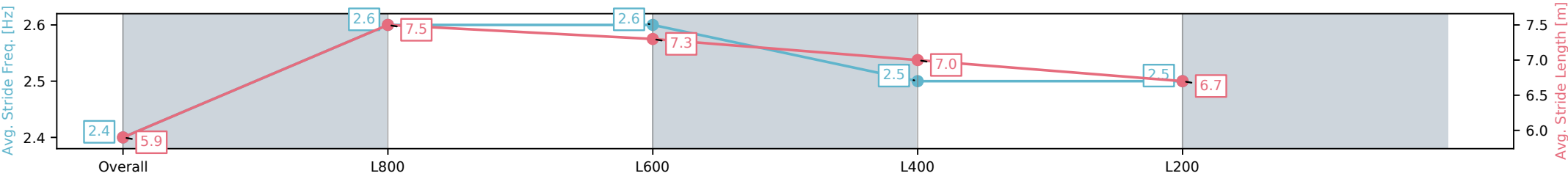
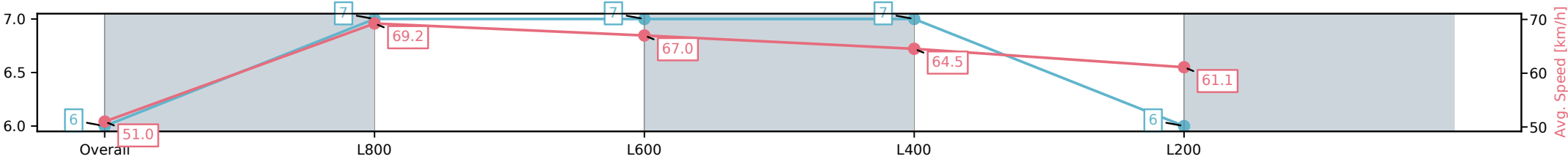
Race 6: Thomas Farms Handicap - 1000m

23 August 2025 - 3:13PM

Track Rating: Soft 5, Weather: Fine, Rail Position: True



Section	Overall	L800	L600	L400	L200
Section Times	0:58.56[6] (0:14.04)	0:44.52[7] (0:10.53)	0:33.99[7] (0:10.91)	0:23.08[7] (0:11.20)	0:11.88[6] (0:11.88)
Average Speed [km/h]	51.0	69.2	67.0	64.5	61.1
Top Speed [km/h]	70.9	71.1	68.7	65.1	64.8
Avg. Dist. to Rail [m]	4.8	2.2	2.5	3.8	8.1
Avg. Stride Freq. [Hz]	2.4	2.6	2.6	2.5	2.5
Avg. Stride Length [m]	5.9	7.5	7.3	7.0	6.7



[] Ranking at each section and finish
-:-:- No data available at this section
NA No data available

Horse/Jockey Name	ZANTHRON/Felicity Atkinson
Finish Rank	7
Fastest Section Time (Section)	0:10.56 (L800)
Top Speed [km/h] (Section)	69.9 (Overall)
Race State	Finished



Morphettville Parks-Professional-2025-08-23

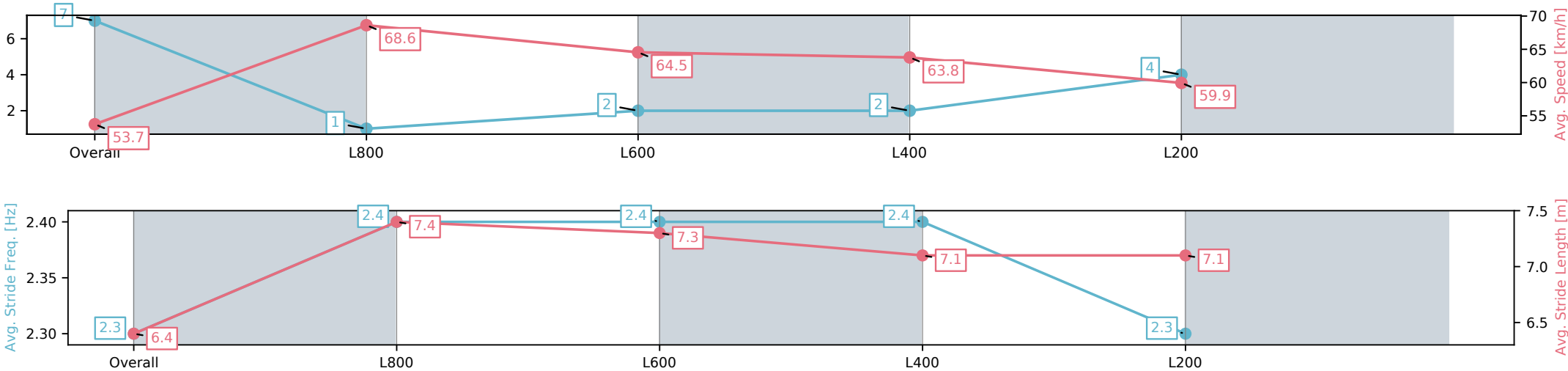
Race 6: Thomas Farms Handicap - 1000m

23 August 2025 - 3:13PM

Track Rating: Soft 5, Weather: Fine, Rail Position: True



Section	Overall	L800	L600	L400	L200
Section Times	0:58.59[7] (0:13.36)	0:45.23[1] (0:10.56)	0:34.66[2] (0:11.23)	0:23.43[2] (0:11.34)	0:12.09[4] (0:12.09)
Average Speed [km/h]	53.7	68.6	64.5	63.8	59.9
Top Speed [km/h]	69.8	69.9	66.0	64.9	62.7
Avg. Dist. to Rail [m]	7.2	2.1	1.2	2.5	4.7
Avg. Stride Freq. [Hz]	2.3	2.4	2.4	2.4	2.3
Avg. Stride Length [m]	6.4	7.4	7.3	7.1	7.1



[] Ranking at each section and finish
-:-:- No data available at this section
NA No data available

Horse/Jockey Name	COME ALONG JEFFREY/Jessica Tzaferis
Finish Rank	8
Fastest Section Time (Section)	0:10.67 (L800)
Top Speed [km/h] (Section)	69.0 (Overall)
Race State	Finished



Morphettville Parks-Professional-2025-08-23

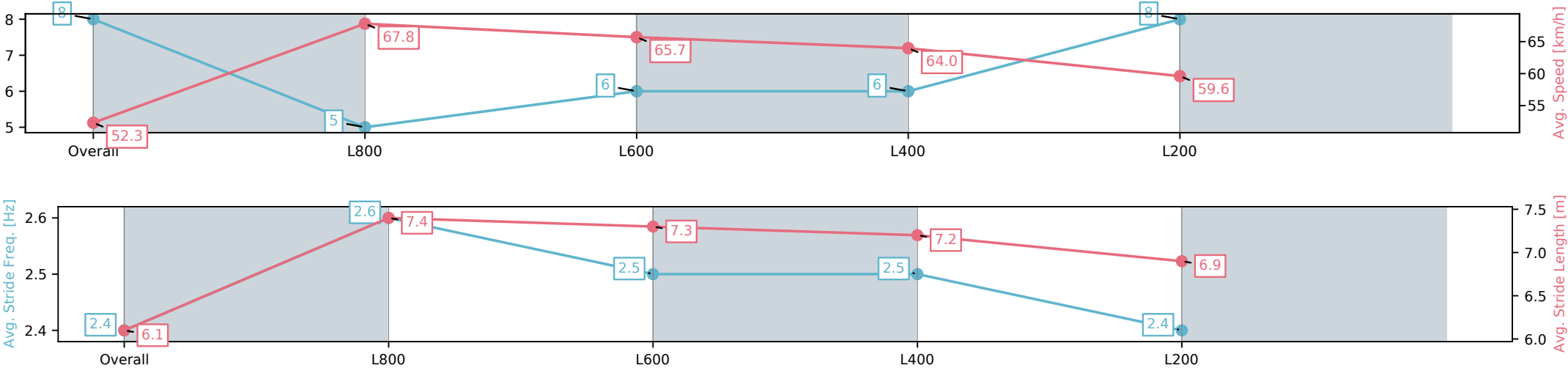
Race 6: Thomas Farms Handicap - 1000m

23 August 2025 - 3:13PM

Track Rating: Soft 5, Weather: Fine, Rail Position: True



Section	Overall	L800	L600	L400	L200
Section Times	0:58.88[8] (0:13.74)	0:45.14[5] (0:10.67)	0:34.47[6] (0:11.03)	0:23.44[6] (0:11.26)	0:12.18[8] (0:12.18)
Average Speed [km/h]	52.3	67.8	65.7	64.0	59.6
Top Speed [km/h]	66.8	69.0	66.5	64.9	63.0
Avg. Dist. to Rail [m]	3.3	1.8	1.1	1.9	5.0
Avg. Stride Freq. [Hz]	2.4	2.6	2.5	2.5	2.4
Avg. Stride Length [m]	6.1	7.4	7.3	7.2	6.9



[] Ranking at each section and finish
-:-:- No data available at this section
NA No data available