



Morphettville Parks-Professional-2025-08-23
Race 1: Hahn Handicap - 1250m
23 August 2025 - 12:11PM

Track Rating: Soft 5, Weather: Fine, Rail Position: True



Section Field Times							Overall	L1000	L800	L600	L400	L200		
							1:14.22 (0:16.49)	0:57.73 (0:10.94)	0:46.79 (0:11.25)	0:35.54 (0:11.47)	0:24.07 (0:11.72)	0:12.35 (0:12.35)		
Position	#	Horse/Jockey	Barrier	Top Speed [km/h]	Fastest Section	First 400m							Margin	Distance Travelled From Winner [m]
1	1	BACASH	2	68.1	0:10.94	0:24.63	1:14.22	0:57.73 [1]	0:46.79 [1]	0:35.54 [1]	0:24.08 [1]	0:12.36 [1]	1:14.22	
		Celine Gaudray		1400-1200	1000-800		(0:16.49)	(0:10.94)	(0:11.25)	(0:11.46)	(0:11.72)	(0:12.36)		
2	2	KALMANA	3	67.0	0:11.05	0:25.05	1:14.59	0:57.86 [3]	0:46.81 [3]	0:35.62 [4]	0:24.18 [3]	0:12.42 [2]	2.35L	+1
		Caitlin Jones		1400-1200	1000-800		(0:16.73)	(0:11.05)	(0:11.19)	(0:11.44)	(0:11.76)	(0:12.42)		
3	6	SASSY SOPHIE	6	67.7	0:10.92	0:25.26	1:14.87	0:57.77 [5]	0:46.85 [5]	0:35.54 [5]	0:24.11 [5]	0:12.29 [4]	4.18L	+1
		Taylor Johnstone		1400-1200	1000-800		(0:17.10)	(0:10.92)	(0:11.31)	(0:11.43)	(0:11.82)	(0:12.28)		
4	4	MORE THAN HOPE	1	68.0	0:10.99	0:24.83	1:15.20	0:58.60 [2]	0:47.61 [2]	0:36.41 [2]	0:24.82 [2]	0:12.83 [3]	6.27L	+4
		Jason Holder		1400-1200	1000-800		(0:16.60)	(0:10.99)	(0:11.20)	(0:11.59)	(0:11.99)	(0:12.83)		
5	3	KING RAMSIS	4	68.1	0:10.81	0:25.20	1:16.88	0:59.83 [4]	0:49.02 [4]	0:38.00 [3]	0:26.35 [4]	0:14.05 [5]	17.05L	+8
		Caitlin Tootell		1400-1200	1000-800		(0:17.05)	(0:10.81)	(0:11.02)	(0:11.65)	(0:12.30)	(0:14.05)		

Scratched: Laws Wars (#5)

Horse/Jockey Name	BACASH/Celine Gaudray
Finish Rank	1
Fastest Section Time (Section)	0:10.94 (L800)
Top Speed [km/h] (Section)	68.1 (Overall)
Race State	Finished



Morphettville Parks-Professional-2025-08-23

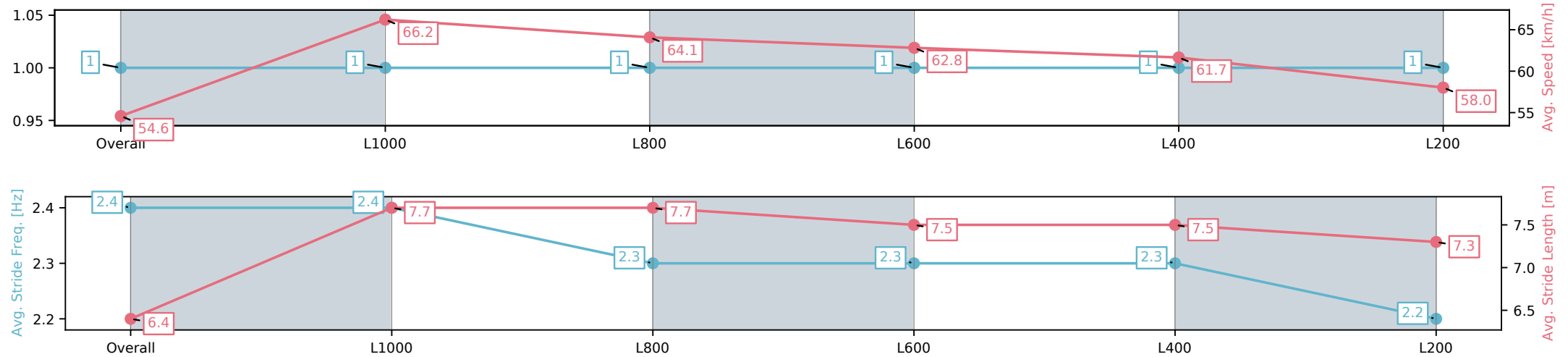
Race 1: Hahn Handicap - 1250m

23 August 2025 - 12:11PM

Track Rating: Soft 5, Weather: Fine, Rail Position: True



Section	Overall	L1000	L800	L600	L400	L200
Section Times	1:14.22[1] (0:16.49)	0:57.73[1] (0:10.94)	0:46.79[1] (0:11.25)	0:35.54[1] (0:11.46)	0:24.08[1] (0:11.72)	0:12.36[1] (0:12.36)
Average Speed [km/h]	54.6	66.2	64.1	62.8	61.7	58.0
Top Speed [km/h]	68.1	68.1	65.5	63.3	62.1	61.3
Avg. Dist. to Rail [m]	2.8	1.0	0.7	0.3	0.7	2.9
Avg. Stride Freq. [Hz]	2.4	2.4	2.3	2.3	2.3	2.2
Avg. Stride Length [m]	6.4	7.7	7.7	7.5	7.5	7.3



[] Ranking at each section and finish
-:-:- No data available at this section
NA No data available

Horse/Jockey Name	KALMANA/Caitlin Jones
Finish Rank	2
Fastest Section Time (Section)	0:11.05 (L800)
Top Speed [km/h] (Section)	67.0 (Overall)
Race State	Finished



Morphettville Parks-Professional-2025-08-23

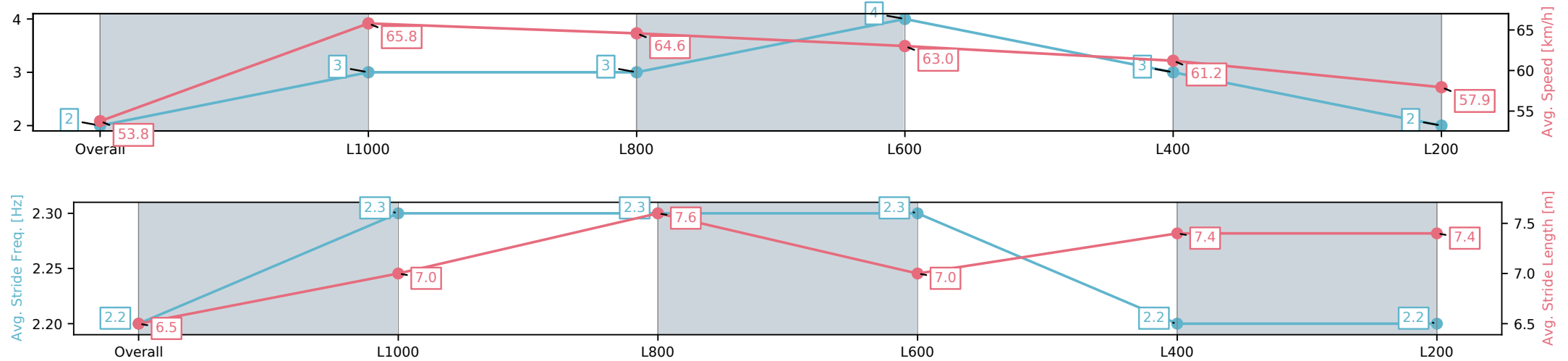
Race 1: Hahn Handicap - 1250m

23 August 2025 - 12:11PM

Track Rating: Soft 5, Weather: Fine, Rail Position: True



Section	Overall	L1000	L800	L600	L400	L200
Section Times	1:14.59[2] (0:16.73)	0:57.86[3] (0:11.05)	0:46.81[3] (0:11.19)	0:35.62[4] (0:11.44)	0:24.18[3] (0:11.76)	0:12.42[2] (0:12.42)
Average Speed [km/h]	53.8	65.8	64.6	63.0	61.2	57.9
Top Speed [km/h]	65.8	67.0	65.3	63.4	62.6	60.2
Avg. Dist. to Rail [m]	4.0	2.1	1.3	0.3	1.1	3.2
Avg. Stride Freq. [Hz]	2.2	2.3	2.3	2.3	2.2	2.2
Avg. Stride Length [m]	6.5	7.0	7.6	7.0	7.4	7.4



[] Ranking at each section and finish
-:-:- No data available at this section
NA No data available

Horse/Jockey Name	SASSY SOPHIE/Taylor Johnstone
Finish Rank	3
Fastest Section Time (Section)	0:10.92 (L800)
Top Speed [km/h] (Section)	67.7 (Overall)
Race State	Finished



Morphettville Parks-Professional-2025-08-23

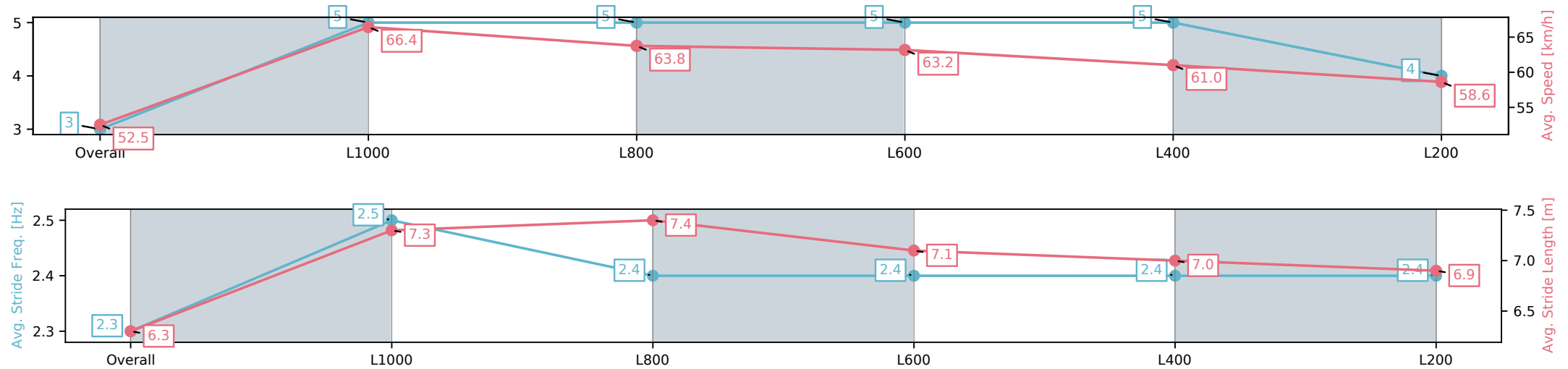
Race 1: Hahn Handicap - 1250m

23 August 2025 - 12:11PM

Track Rating: Soft 5, Weather: Fine, Rail Position: True



Section	Overall	L1000	L800	L600	L400	L200
Section Times	1:14.87[3] (0:17.10)	0:57.77[5] (0:10.92)	0:46.85[5] (0:11.31)	0:35.54[5] (0:11.43)	0:24.11[5] (0:11.82)	0:12.29[4] (0:12.28)
Average Speed [km/h]	52.5	66.4	63.8	63.2	61.0	58.6
Top Speed [km/h]	67.4	67.7	64.9	63.9	62.7	59.0
Avg. Dist. to Rail [m]	3.5	0.9	0.9	0.4	1.9	5.5
Avg. Stride Freq. [Hz]	2.3	2.5	2.4	2.4	2.4	2.4
Avg. Stride Length [m]	6.3	7.3	7.4	7.1	7.0	6.9



[] Ranking at each section and finish
-:-:- No data available at this section
NA No data available

Horse/Jockey Name	MORE THAN HOPE/Jason Holder
Finish Rank	4
Fastest Section Time (Section)	0:10.99 (L800)
Top Speed [km/h] (Section)	68.0 (Overall)
Race State	Finished



Morphettville Parks-Professional-2025-08-23

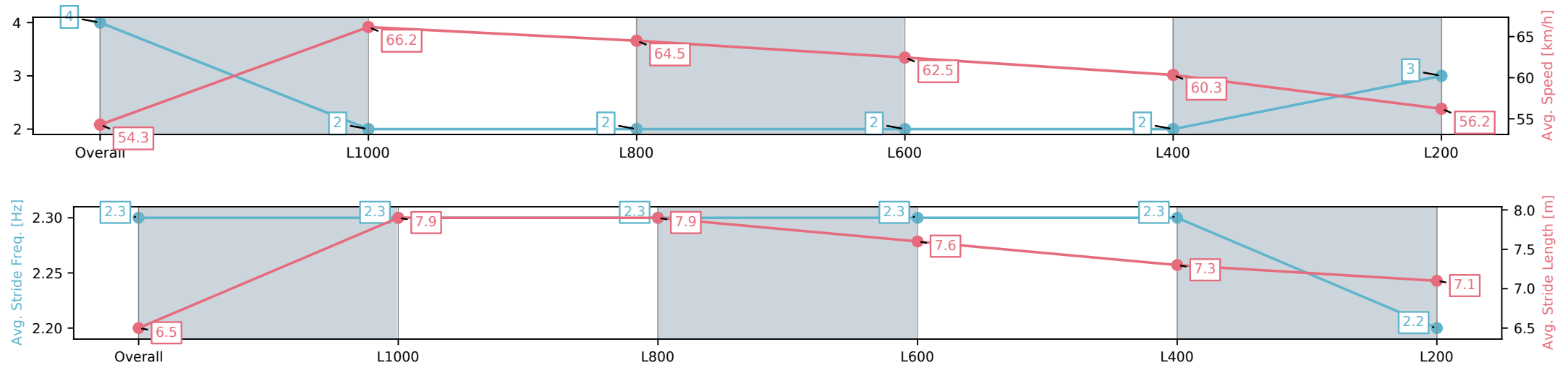
Race 1: Hahn Handicap - 1250m

23 August 2025 - 12:11PM

Track Rating: Soft 5, Weather: Fine, Rail Position: True



Section	Overall	L1000	L800	L600	L400	L200
Section Times	1:15.20[4] (0:16.60)	0:58.60[2] (0:10.99)	0:47.61[2] (0:11.20)	0:36.41[2] (0:11.59)	0:24.82[2] (0:11.99)	0:12.83[3] (0:12.83)
Average Speed [km/h]	54.3	66.2	64.5	62.5	60.3	56.2
Top Speed [km/h]	68.0	67.8	65.8	63.5	61.7	59.3
Avg. Dist. to Rail [m]	2.6	1.8	1.6	1.5	2.3	3.9
Avg. Stride Freq. [Hz]	2.3	2.3	2.3	2.3	2.3	2.2
Avg. Stride Length [m]	6.5	7.9	7.9	7.6	7.3	7.1



[] Ranking at each section and finish
-:-:- No data available at this section
NA No data available

Horse/Jockey Name	KING RAMSIS/Caitlin Tootell
Finish Rank	5
Fastest Section Time (Section)	0:10.81 (L800)
Top Speed [km/h] (Section)	68.1 (Overall)
Race State	Finished



Morphettville Parks-Professional-2025-08-23

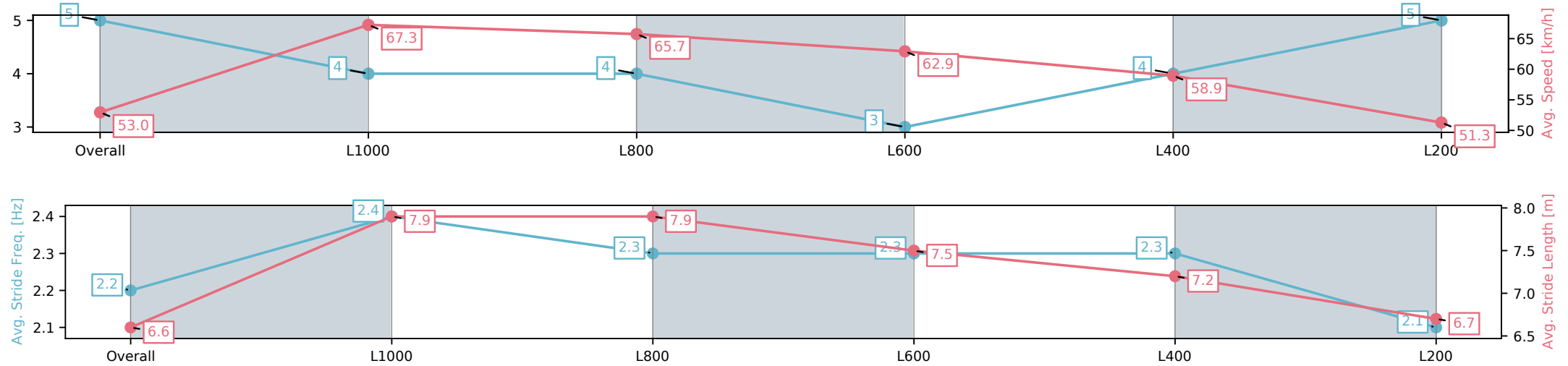
Race 1: Hahn Handicap - 1250m

23 August 2025 - 12:11PM

Track Rating: Soft 5, Weather: Fine, Rail Position: True



Section	Overall	L1000	L800	L600	L400	L200
Section Times	1:16.88[5] (0:17.05)	0:59.83[4] (0:10.81)	0:49.02[4] (0:11.02)	0:38.00[3] (0:11.65)	0:26.35[4] (0:12.30)	0:14.05[5] (0:14.05)
Average Speed [km/h]	53.0	67.3	65.7	62.9	58.9	51.3
Top Speed [km/h]	67.3	68.1	67.7	63.6	61.9	55.3
Avg. Dist. to Rail [m]	4.4	2.4	2.3	3.2	4.6	4.2
Avg. Stride Freq. [Hz]	2.2	2.4	2.3	2.3	2.3	2.1
Avg. Stride Length [m]	6.6	7.9	7.9	7.5	7.2	6.7



[] Ranking at each section and finish
-:-:- No data available at this section
NA No data available