



Morphettville Parks-Professional-2025-08-16

Race 9: The Fotobase Group Handicap - 1250m

16 August 2025 - 4:55PM

Track Rating: Soft 5, Weather: Overcast, Rail Position: +9m 1000m-W/Post; +6m
Remainder



Section Field Times

							Overall 1:17.50 (0:17.18)	L1000 1:00.32 (0:11.33)	L800 0:48.99 (0:11.82)	L600 0:37.17 (0:12.24)	L400 0:24.93 (0:12.24)	L200 0:12.69 (0:12.69)		
Position	#	Horse/Jockey	Barrier	Top Speed [km/h]	Fastest Section	First 400m							Margin	Distance Travelled From Winner [m]
1	2	WELCOMETOTHESHOW	11	63.7	0:11.57	0:26.56	1:17.50	0:59.64 [10]	0:48.06 [10]	0:36.16 [11]	0:24.20 [10]	0:12.31 [8]	1:17.50	
		Jake Toeroek		1400-1200	1000-800		(0:17.86)	(0:11.57)	(0:11.90)	(0:11.96)	(0:11.89)	(0:12.31)		
2	11	NICISH	2	64.8	0:11.38	0:25.96	1:17.62	1:00.15 [3]	0:48.77 [4]	0:36.92 [4]	0:24.73 [4]	0:12.65 [4]	0.74L	-8
		Jacob Opperman		1400-1200	1000-800		(0:17.47)	(0:11.38)	(0:11.85)	(0:12.19)	(0:12.08)	(0:12.65)		
3	10	LITTLEBOURKESTREET	9	66.4	0:11.41	0:25.68	1:17.67	1:00.50 [1]	0:49.09 [2]	0:37.24 [2]	0:25.03 [2]	0:12.87 [1]	1.04L	-5
		Jason Holder		1400-1200	1000-800		(0:17.17)	(0:11.41)	(0:11.85)	(0:12.21)	(0:12.16)	(0:12.87)		
4	6	HOT OFF	1	64.8	0:11.35	0:26.15	1:17.91	1:00.26 [6]	0:48.91 [5]	0:37.15 [5]	0:24.95 [5]	0:13.00 [3]	2.51L	-9
		Jessica Tzaferis		1400-1200	1000-800		(0:17.65)	(0:11.35)	(0:11.76)	(0:12.20)	(0:11.95)	(0:13.00)		
5	3	GURU WARRIOR	7	63.5	0:11.61	0:26.57	1:17.99	1:00.16 [9]	0:48.55 [11]	0:36.70 [10]	0:24.83 [8]	0:12.84 [6]	3.04L	-8
		Taylor Johnstone		1400-1200	1000-800		(0:17.83)	(0:11.61)	(0:11.85)	(0:11.87)	(0:11.99)	(0:12.84)		
6	4	JUSTICA'S BONUS	5	64.7	0:11.34	0:26.37	1:18.02	1:00.14 [11]	0:48.80 [8]	0:36.87 [8]	0:24.86 [9]	0:12.71 [10]	3.21L	-9
		Caitlin Tootell		1400-1200	1000-800		(0:17.88)	(0:11.34)	(0:11.93)	(0:12.01)	(0:12.15)	(0:12.71)		
7	7	COPPER BULLET	4	64.1	0:11.54	0:26.23	1:18.17	1:00.55 [5]	0:49.01 [6]	0:37.13 [7]	0:25.12 [6]	0:13.01 [7]	4.14L	-5
		Caitlin Jones		1400-1200	1000-800		(0:17.62)	(0:11.54)	(0:11.88)	(0:12.01)	(0:12.11)	(0:13.01)		
8	1	ICE SYMPHONY	3	64.6	0:11.41	0:26.24	1:18.18	1:00.43 [8]	0:49.02 [7]	0:37.21 [6]	0:25.12 [7]	0:12.95 [9]	4.21L	-8
		Todd Pannell		1400-1200	1000-800		(0:17.75)	(0:11.41)	(0:11.81)	(0:12.09)	(0:12.17)	(0:12.95)		
9	13	TRANTORO	6	65.0	0:11.28	0:25.89	1:18.40	1:00.92 [4]	0:49.64 [3]	0:37.77 [3]	0:25.65 [3]	0:13.26 [5]	5.63L	-5
		Matthew Chadwick		1400-1200	1000-800		(0:17.48)	(0:11.28)	(0:11.87)	(0:12.12)	(0:12.39)	(0:13.26)		
10	5	TOP OF THE RIDGE	10	64.6	0:11.62	0:26.34	1:18.42	1:00.70 [7]	0:49.08 [9]	0:37.21 [9]	0:25.00 [11]	0:12.87 [11]	5.72L	-2
		Connor Murtagh		1400-1200	1000-800		(0:17.72)	(0:11.62)	(0:11.87)	(0:12.21)	(0:12.13)	(0:12.87)		

Scratched: Here Comes Hogan (#8), Immortal Shield (#9), Another Val (#14)

Report Created: Sat 16 August 2025 17:53:54 GMT+10 (Note: Timing is based on positional data)

Page 1/13

[] Position in running at each section and finish
-:-:- No data available at this section
NA No data available
Saddle cloth number
DNF Did not finish
DNT Did not track
Background shading for fastest section



Morphettville Parks-Professional-2025-08-16
Race 9: The Fotobase Group Handicap - 1250m
16 August 2025 - 4:55PM



Track Rating: Soft 5, Weather: Overcast, Rail Position: +9m 1000m-W/Post; +6m
Remainder

Section Field Times							Overall	L1000	L800	L600	L400	L200		
							1:17.50	1:00.32	0:48.99	0:37.17	0:24.93	0:12.69		
							(0:17.18)	(0:11.33)	(0:11.82)	(0:12.24)	(0:12.24)	(0:12.69)		
Position	#	Horse/Jockey	Barrier	Top Speed [km/h]	Fastest Section	First 400m							Margin	Distance Travelled From Winner [m]
11	12	CUBAN WATERS	8	67.1	0:11.30	0:25.59	1:18.78	1:01.58 [2]	0:50.28 [1]	0:38.46 [1]	0:26.22 [1]	0:13.89 [2]	8.0L	-9
		Teagan Voorham		1400-1200	1000-800		(0:17.20)	(0:11.30)	(0:11.82)	(0:12.24)	(0:12.33)	(0:13.89)		

Scratched: Here Comes Hogan (#8), Immortal Shield (#9), Another Val (#14)

Horse/Jockey Name	WELCOMETOTHESHOW/Jake Toeroek
Finish Rank	1
Fastest Section Time (Section)	0:11.57 (L800)
Top Speed [km/h] (Section)	63.7 (Overall)
Race State	Finished



Morphettville Parks-Professional-2025-08-16

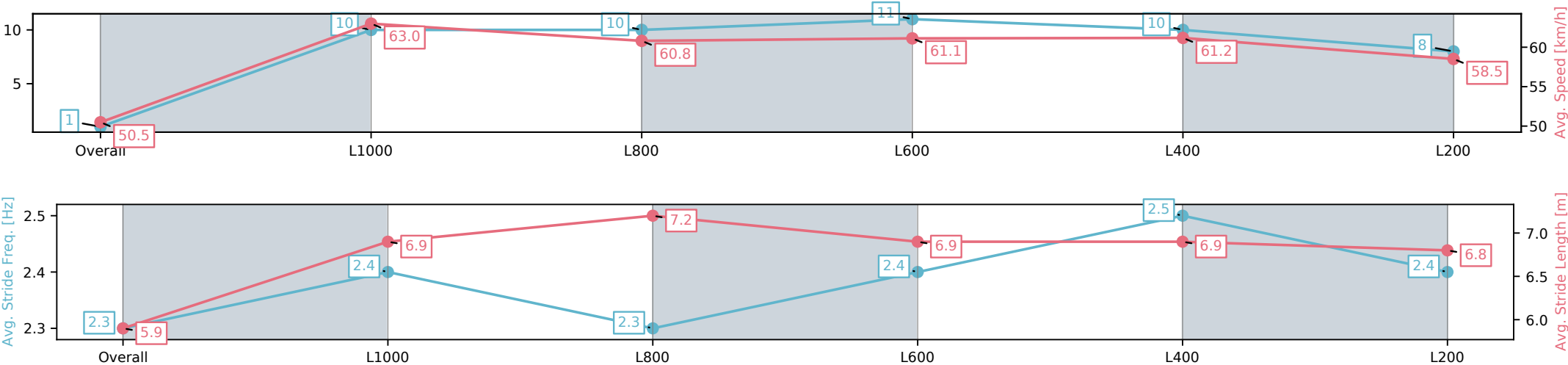
Race 9: The Fotobase Group Handicap - 1250m

16 August 2025 - 4:55PM

Track Rating: Soft 5, Weather: Overcast, Rail Position: +9m 1000m-W/Post; +6m Remainder



Section	Overall	L1000	L800	L600	L400	L200
Section Times	1:17.50[1] (0:17.86)	0:59.64[10] (0:11.57)	0:48.06[10] (0:11.90)	0:36.16[11] (0:11.96)	0:24.20[10] (0:11.89)	0:12.31[8] (0:12.31)
Average Speed [km/h]	50.5	63.0	60.8	61.1	61.2	58.5
Top Speed [km/h]	63.4	63.7	62.4	62.0	62.1	60.7
Avg. Dist. to Rail [m]	7.5	2.5	2.0	2.7	6.6	8.1
Avg. Stride Freq. [Hz]	2.3	2.4	2.3	2.4	2.5	2.4
Avg. Stride Length [m]	5.9	6.9	7.2	6.9	6.9	6.8



[] Ranking at each section and finish
-:-:- No data available at this section
NA No data available

Horse/Jockey Name	NICISH/Jacob Opperman
Finish Rank	2
Fastest Section Time (Section)	0:11.38 (L800)
Top Speed [km/h] (Section)	64.8 (Overall)
Race State	Finished



Morphettville Parks-Professional-2025-08-16

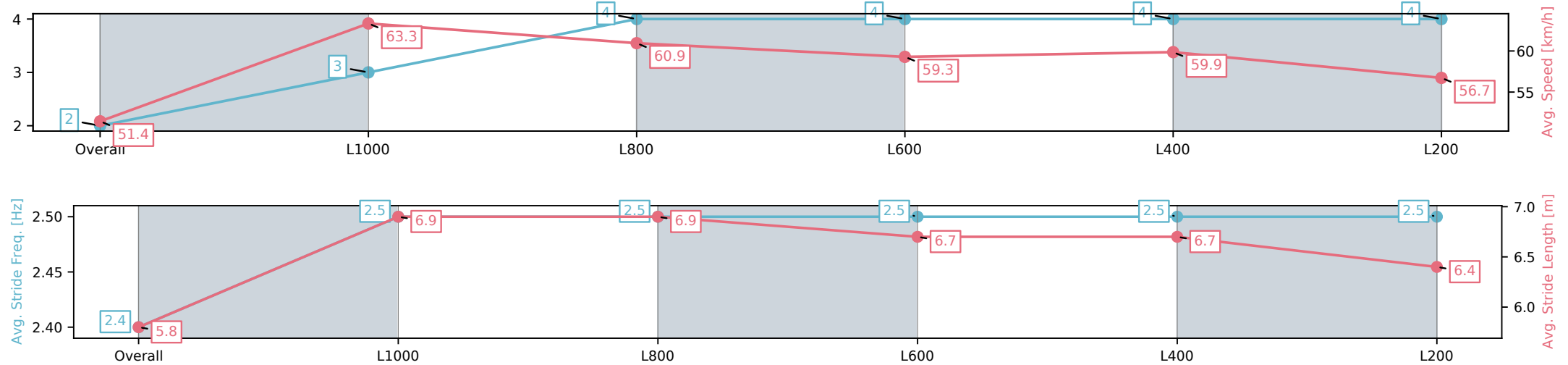
Race 9: The Fotobase Group Handicap - 1250m

16 August 2025 - 4:55PM

Track Rating: Soft 5, Weather: Overcast, Rail Position: +9m 1000m-W/Post; +6m Remainder



Section	Overall	L1000	L800	L600	L400	L200
Section Times	1:17.62[2] (0:17.47)	1:00.15[3] (0:11.38)	0:48.77[4] (0:11.85)	0:36.92[4] (0:12.19)	0:24.73[4] (0:12.08)	0:12.65[4] (0:12.65)
Average Speed [km/h]	51.4	63.3	60.9	59.3	59.9	56.7
Top Speed [km/h]	64.8	64.3	62.3	61.2	60.5	59.5
Avg. Dist. to Rail [m]	2.7	1.1	1.1	0.6	2.6	4.6
Avg. Stride Freq. [Hz]	2.4	2.5	2.5	2.5	2.5	2.5
Avg. Stride Length [m]	5.8	6.9	6.9	6.7	6.7	6.4



[] Ranking at each section and finish
-:-:- No data available at this section
NA No data available

Horse/Jockey Name	LITTLEBOURKESTREET/Jason Holder
Finish Rank	3
Fastest Section Time (Section)	0:11.41 (L800)
Top Speed [km/h] (Section)	66.4 (Overall)
Race State	Finished



Morphettville Parks-Professional-2025-08-16

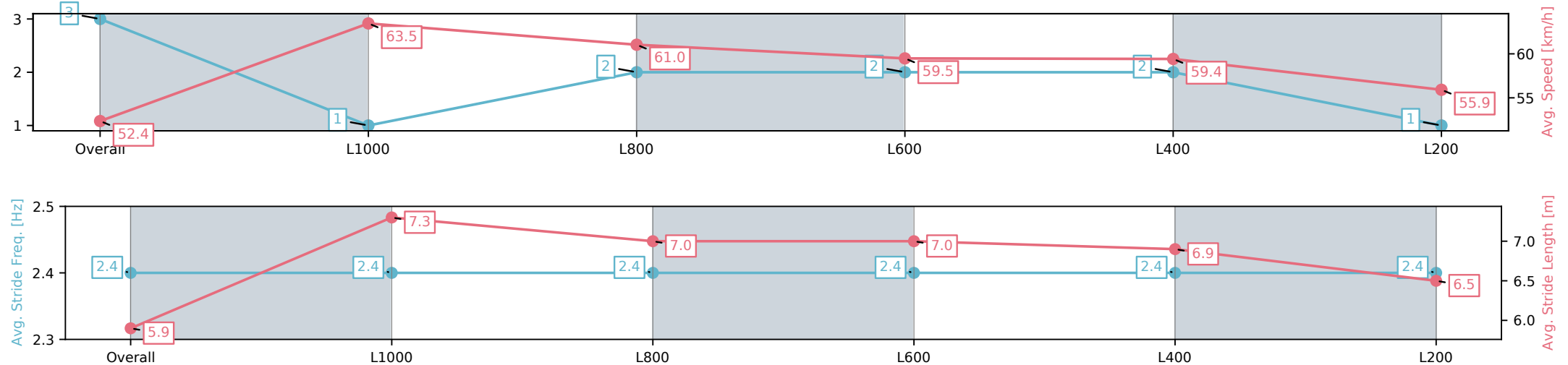
Race 9: The Fotobase Group Handicap - 1250m

16 August 2025 - 4:55PM

Track Rating: Soft 5, Weather: Overcast, Rail Position: +9m 1000m-W/Post; +6m Remainder



Section	Overall	L1000	L800	L600	L400	L200
Section Times	1:17.67[3] (0:17.17)	1:00.50[1] (0:11.41)	0:49.09[2] (0:11.85)	0:37.24[2] (0:12.21)	0:25.03[2] (0:12.16)	0:12.87[1] (0:12.87)
Average Speed [km/h]	52.4	63.5	61.0	59.5	59.4	55.9
Top Speed [km/h]	66.4	65.8	62.4	60.3	60.2	58.6
Avg. Dist. to Rail [m]	7.0	1.3	1.7	1.4	3.4	5.7
Avg. Stride Freq. [Hz]	2.4	2.4	2.4	2.4	2.4	2.4
Avg. Stride Length [m]	5.9	7.3	7.0	7.0	6.9	6.5



[] Ranking at each section and finish
-:-:- No data available at this section
NA No data available

Horse/Jockey Name	HOT OFF/Jessica Tzaferis
Finish Rank	4
Fastest Section Time (Section)	0:11.35 (L800)
Top Speed [km/h] (Section)	64.8 (Overall)
Race State	Finished



Morphettville Parks-Professional-2025-08-16

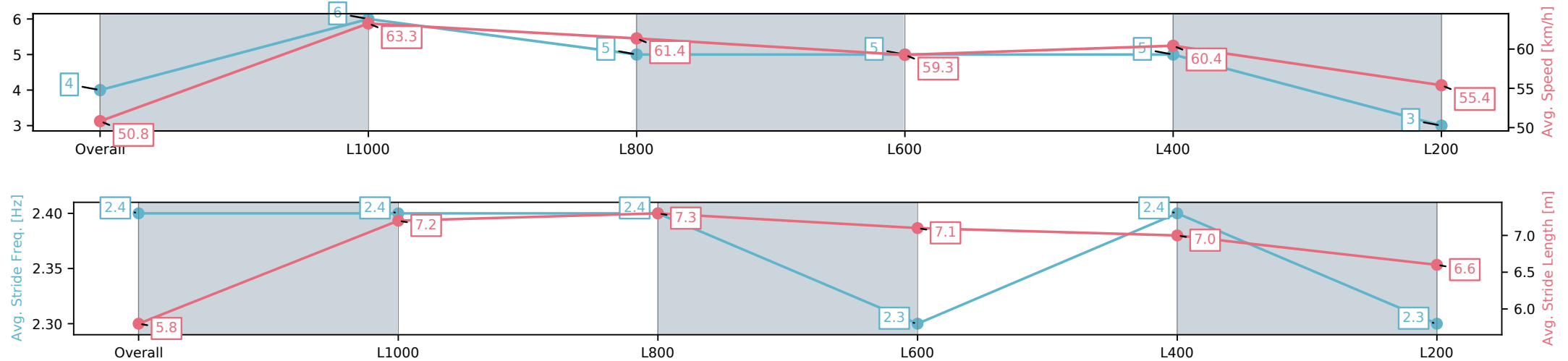
Race 9: The Fotobase Group Handicap - 1250m

16 August 2025 - 4:55PM

Track Rating: Soft 5, Weather: Overcast, Rail Position: +9m 1000m-W/Post; +6m Remainder



Section	Overall	L1000	L800	L600	L400	L200
Section Times	1:17.91[4] (0:17.65)	1:00.26[6] (0:11.35)	0:48.91[5] (0:11.76)	0:37.15[5] (0:12.20)	0:24.95[5] (0:11.95)	0:13.00[3] (0:13.00)
Average Speed [km/h]	50.8	63.3	61.4	59.3	60.4	55.4
Top Speed [km/h]	64.7	64.8	63.5	60.2	61.5	60.1
Avg. Dist. to Rail [m]	1.9	0.8	1.2	0.9	1.4	3.5
Avg. Stride Freq. [Hz]	2.4	2.4	2.4	2.3	2.4	2.3
Avg. Stride Length [m]	5.8	7.2	7.3	7.1	7.0	6.6



[] Ranking at each section and finish
-:-:- No data available at this section
NA No data available

Horse/Jockey Name	GURU WARRIOR/Taylor Johnstone
Finish Rank	5
Fastest Section Time (Section)	0:11.61 (L800)
Top Speed [km/h] (Section)	63.5 (Overall)
Race State	Finished



Morphettville Parks-Professional-2025-08-16

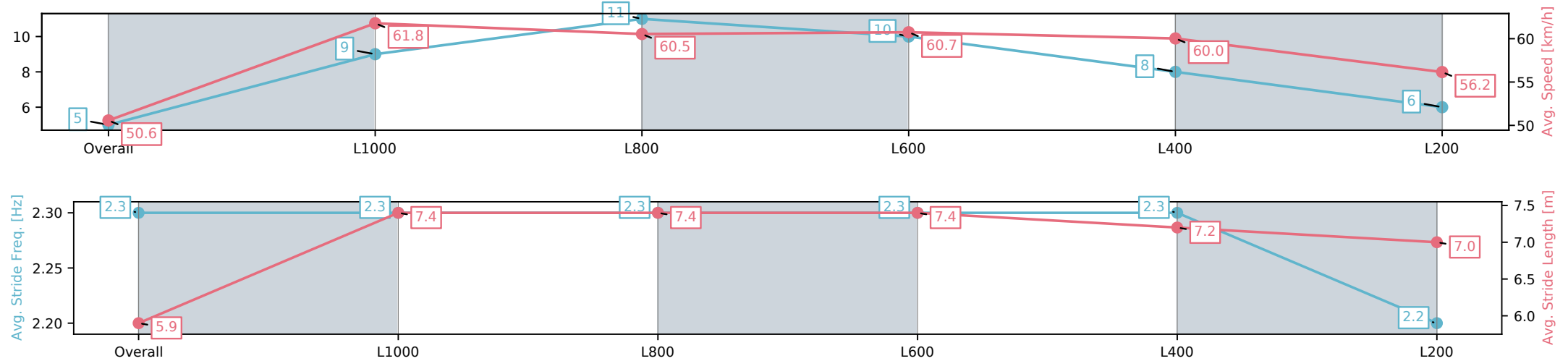
Race 9: The Fotobase Group Handicap - 1250m

16 August 2025 - 4:55PM

Track Rating: Soft 5, Weather: Overcast, Rail Position: +9m 1000m-W/Post; +6m Remainder



Section	Overall	L1000	L800	L600	L400	L200
Section Times	1:17.99[5] (0:17.83)	1:00.16[9] (0:11.61)	0:48.55[11] (0:11.85)	0:36.70[10] (0:11.87)	0:24.83[8] (0:11.99)	0:12.84[6] (0:12.84)
Average Speed [km/h]	50.6	61.8	60.5	60.7	60.0	56.2
Top Speed [km/h]	63.5	63.0	62.6	61.5	61.4	58.4
Avg. Dist. to Rail [m]	3.8	0.5	0.8	0.5	2.3	4.8
Avg. Stride Freq. [Hz]	2.3	2.3	2.3	2.3	2.3	2.2
Avg. Stride Length [m]	5.9	7.4	7.4	7.4	7.2	7.0



[] Ranking at each section and finish
-:-:- No data available at this section
NA No data available

Horse/Jockey Name	JUSTICA'S BONUS/Caitlin Tootell
Finish Rank	6
Fastest Section Time (Section)	0:11.34 (L800)
Top Speed [km/h] (Section)	64.7 (Overall)
Race State	Finished



Morphettville Parks-Professional-2025-08-16

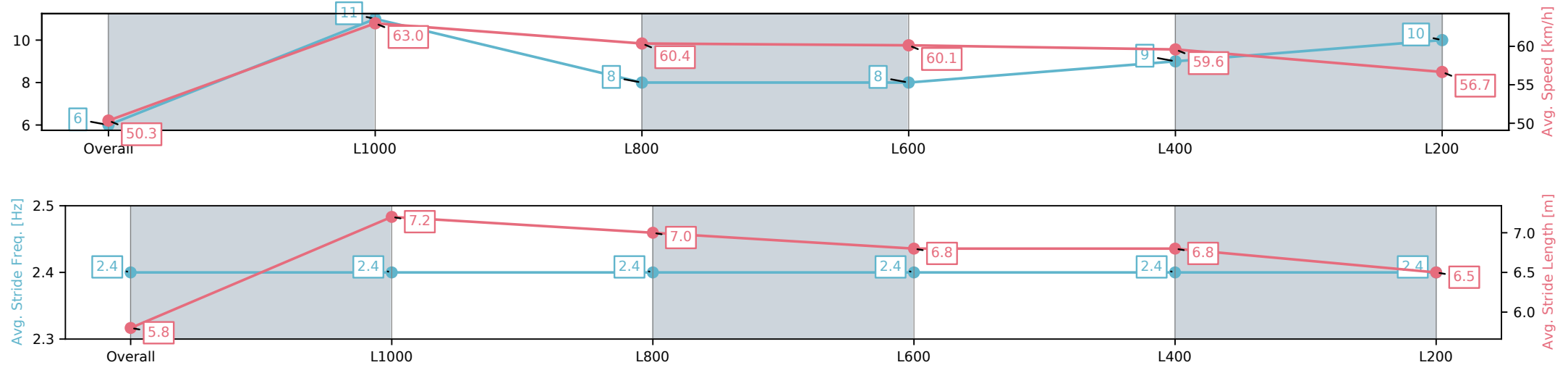
Race 9: The Fotobase Group Handicap - 1250m

16 August 2025 - 4:55PM

Track Rating: Soft 5, Weather: Overcast, Rail Position: +9m 1000m-W/Post; +6m Remainder



Section	Overall	L1000	L800	L600	L400	L200
Section Times	1:18.02[6] (0:17.88)	1:00.14[11] (0:11.34)	0:48.80[8] (0:11.93)	0:36.87[8] (0:12.01)	0:24.86[9] (0:12.15)	0:12.71[10] (0:12.71)
Average Speed [km/h]	50.3	63.0	60.4	60.1	59.6	56.7
Top Speed [km/h]	64.7	64.3	63.0	61.3	61.6	58.1
Avg. Dist. to Rail [m]	3.3	0.7	0.5	1.4	3.6	8.5
Avg. Stride Freq. [Hz]	2.4	2.4	2.4	2.4	2.4	2.4
Avg. Stride Length [m]	5.8	7.2	7.0	6.8	6.8	6.5



[] Ranking at each section and finish
-:-:- No data available at this section
NA No data available

Horse/Jockey Name	COPPER BULLET/Caitlin Jones
Finish Rank	7
Fastest Section Time (Section)	0:11.54 (L800)
Top Speed [km/h] (Section)	64.1 (Overall)
Race State	Finished



Morphettville Parks-Professional-2025-08-16

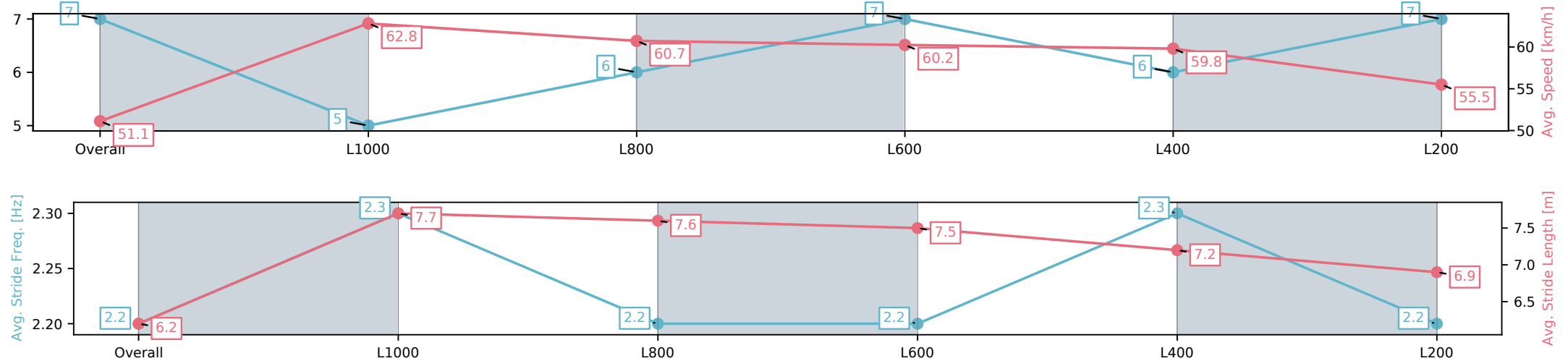
Race 9: The Fotobase Group Handicap - 1250m

16 August 2025 - 4:55PM

Track Rating: Soft 5, Weather: Overcast, Rail Position: +9m 1000m-W/Post; +6m Remainder



Section	Overall	L1000	L800	L600	L400	L200
Section Times	1:18.17[7] (0:17.62)	1:00.55[5] (0:11.54)	0:49.01[6] (0:11.88)	0:37.13[7] (0:12.01)	0:25.12[6] (0:12.11)	0:13.01[7] (0:13.01)
Average Speed [km/h]	51.1	62.8	60.7	60.2	59.8	55.5
Top Speed [km/h]	64.1	63.7	63.0	61.2	60.8	58.7
Avg. Dist. to Rail [m]	3.1	1.6	1.4	1.2	4.8	7.0
Avg. Stride Freq. [Hz]	2.2	2.3	2.2	2.2	2.3	2.2
Avg. Stride Length [m]	6.2	7.7	7.6	7.5	7.2	6.9



Horse/Jockey Name	ICE SYMPHONY/Todd Pannell
Finish Rank	8
Fastest Section Time (Section)	0:11.41 (L800)
Top Speed [km/h] (Section)	64.6 (Overall)
Race State	Finished



Morphettville Parks-Professional-2025-08-16

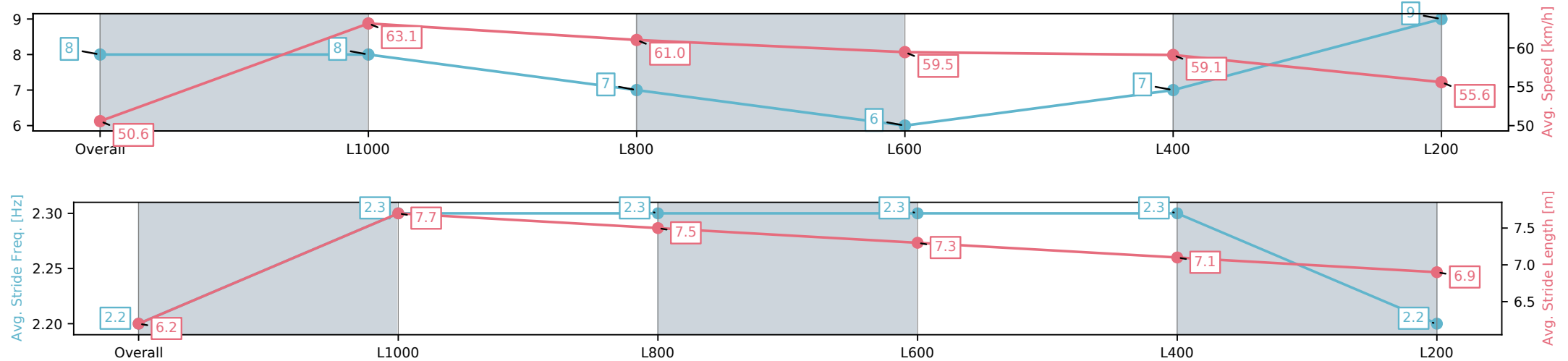
Race 9: The Fotobase Group Handicap - 1250m

16 August 2025 - 4:55PM

Track Rating: Soft 5, Weather: Overcast, Rail Position: +9m 1000m-W/Post; +6m Remainder



Section	Overall	L1000	L800	L600	L400	L200
Section Times	1:18.18[8] (0:17.75)	1:00.43[8] (0:11.41)	0:49.02[7] (0:11.81)	0:37.21[6] (0:12.09)	0:25.12[7] (0:12.17)	0:12.95[9] (0:12.95)
Average Speed [km/h]	50.6	63.1	61.0	59.5	59.1	55.6
Top Speed [km/h]	64.6	64.6	63.3	61.0	60.3	58.0
Avg. Dist. to Rail [m]	3.0	0.4	0.4	0.1	0.3	1.3
Avg. Stride Freq. [Hz]	2.2	2.3	2.3	2.3	2.3	2.2
Avg. Stride Length [m]	6.2	7.7	7.5	7.3	7.1	6.9



[] Ranking at each section and finish
-:-:- No data available at this section
NA No data available

Horse/Jockey Name	TRANTORO/Matthew Chadwick
Finish Rank	9
Fastest Section Time (Section)	0:11.28 (L800)
Top Speed [km/h] (Section)	65.0 (Overall)
Race State	Finished



Morphettville Parks-Professional-2025-08-16

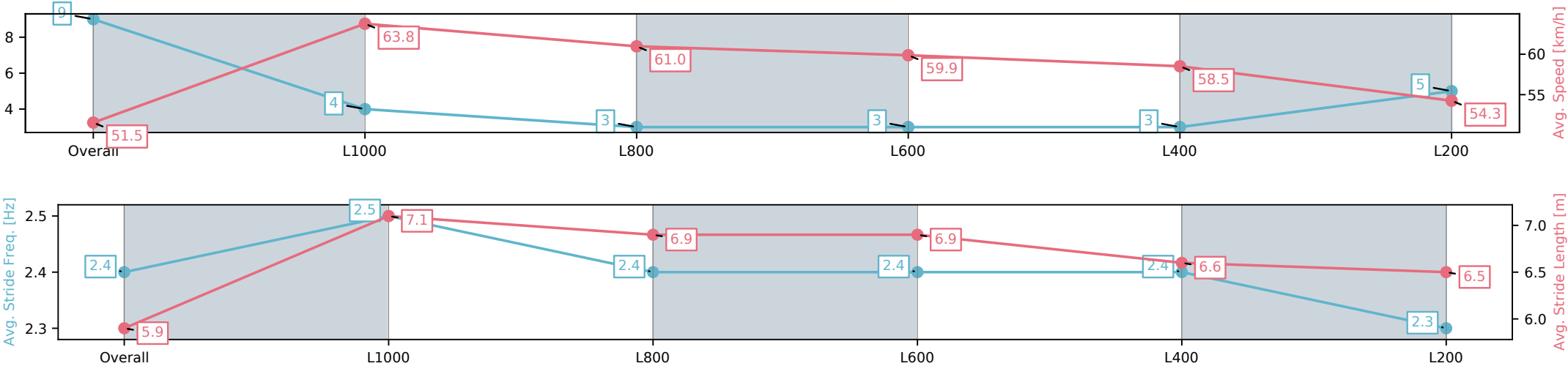
Race 9: The Fotobase Group Handicap - 1250m

16 August 2025 - 4:55PM

Track Rating: Soft 5, Weather: Overcast, Rail Position: +9m 1000m-W/Post; +6m Remainder



Section	Overall	L1000	L800	L600	L400	L200
Section Times	1:18.40[9] (0:17.48)	1:00.92[4] (0:11.28)	0:49.64[3] (0:11.87)	0:37.77[3] (0:12.12)	0:25.65[3] (0:12.39)	0:13.26[5] (0:13.26)
Average Speed [km/h]	51.5	63.8	61.0	59.9	58.5	54.3
Top Speed [km/h]	64.9	65.0	62.4	62.1	60.1	58.2
Avg. Dist. to Rail [m]	3.7	0.9	1.4	1.5	4.1	6.2
Avg. Stride Freq. [Hz]	2.4	2.5	2.4	2.4	2.4	2.3
Avg. Stride Length [m]	5.9	7.1	6.9	6.9	6.6	6.5



[] Ranking at each section and finish
-:-:- No data available at this section
NA No data available

Horse/Jockey Name	TOP OF THE RIDGE/Connor Murtagh
Finish Rank	10
Fastest Section Time (Section)	0:11.62 (L800)
Top Speed [km/h] (Section)	64.6 (Overall)
Race State	Finished



Morphettville Parks-Professional-2025-08-16

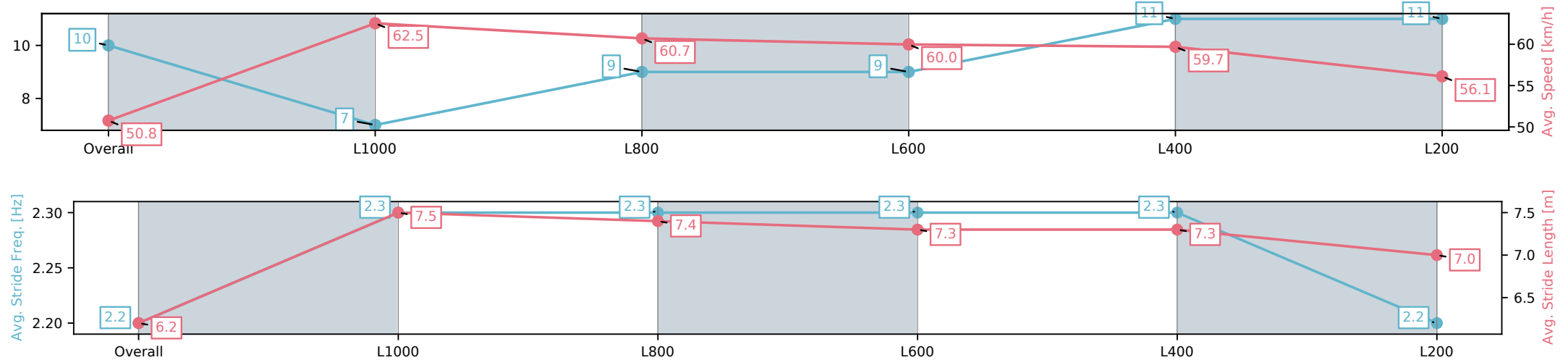
Race 9: The Fotobase Group Handicap - 1250m

16 August 2025 - 4:55PM

Track Rating: Soft 5, Weather: Overcast, Rail Position: +9m 1000m-W/Post; +6m Remainder



Section	Overall	L1000	L800	L600	L400	L200
Section Times	1:18.42[10] (0:17.72)	1:00.70[7] (0:11.62)	0:49.08[9] (0:11.87)	0:37.21[9] (0:12.21)	0:25.00[11] (0:12.13)	0:12.87[11] (0:12.87)
Average Speed [km/h]	50.8	62.5	60.7	60.0	59.7	56.1
Top Speed [km/h]	64.6	63.7	62.8	61.5	61.0	58.1
Avg. Dist. to Rail [m]	6.4	1.6	1.2	2.5	4.9	8.4
Avg. Stride Freq. [Hz]	2.2	2.3	2.3	2.3	2.3	2.2
Avg. Stride Length [m]	6.2	7.5	7.4	7.3	7.3	7.0



[] Ranking at each section and finish
-:-:- No data available at this section
NA No data available

Horse/Jockey Name	CUBAN WATERS/Teagan Voorham
Finish Rank	11
Fastest Section Time (Section)	0:11.30 (L800)
Top Speed [km/h] (Section)	67.1 (Overall)
Race State	Finished



Morphettville Parks-Professional-2025-08-16

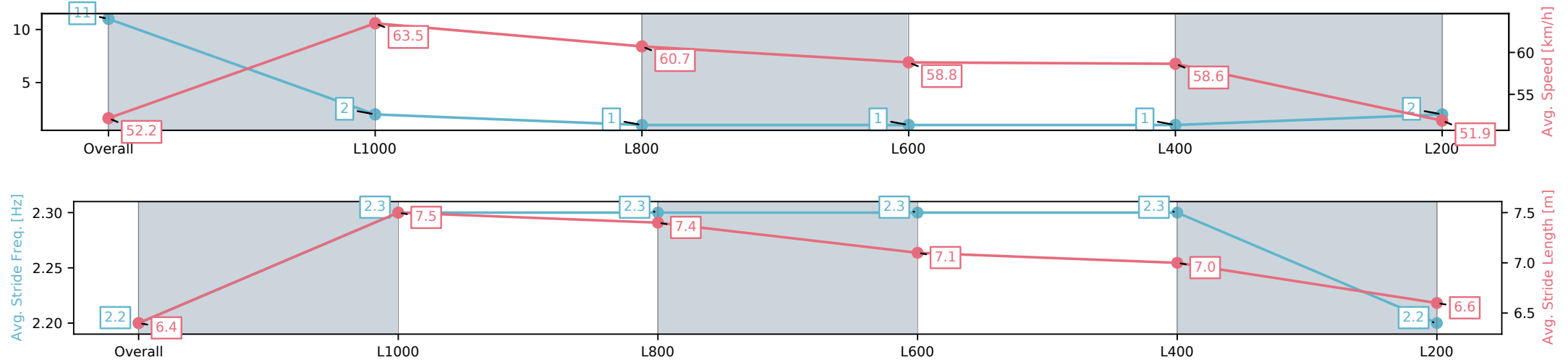
Race 9: The Fotobase Group Handicap - 1250m

16 August 2025 - 4:55PM

Track Rating: Soft 5, Weather: Overcast, Rail Position: +9m 1000m-W/Post; +6m Remainder



Section	Overall	L1000	L800	L600	L400	L200
Section Times	1:18.78[11] (0:17.20)	1:01.58[2] (0:11.30)	0:50.28[1] (0:11.82)	0:38.46[1] (0:12.24)	0:26.22[1] (0:12.33)	0:13.89[2] (0:13.89)
Average Speed [km/h]	52.2	63.5	60.7	58.8	58.6	51.9
Top Speed [km/h]	67.1	67.1	62.1	59.8	59.5	57.7
Avg. Dist. to Rail [m]	5.4	0.9	0.9	0.5	1.8	3.3
Avg. Stride Freq. [Hz]	2.2	2.3	2.3	2.3	2.3	2.2
Avg. Stride Length [m]	6.4	7.5	7.4	7.1	7.0	6.6



[] Ranking at each section and finish
-:-:- No data available at this section
NA No data available