



Morphettville Parks-Professional-2025-08-16

Race 7: PFD Food Services Handicap - 1250m

16 August 2025 - 3:43PM

Track Rating: Soft 5, Weather: Overcast, Rail Position: +9m 1000m-W/Post; +6m
Remainder



Section Field Times							Overall	L1000	L800	L600	L400	L200		
							1:16.86 (0:17.10)	0:59.76 (0:11.49)	0:48.28 (0:11.81)	0:36.47 (0:12.04)	0:24.43 (0:12.05)	0:12.39 (0:12.39)		
Position	#	Horse/Jockey	Barrier	Top Speed [km/h]	Fastest Section	First 400m							Margin	Distance Travelled From Winner [m]
1	10	CLASSY KENNY	10	64.6	0:11.47	0:26.30	1:16.86	0:59.15 [7]	0:47.68 [7]	0:35.88 [7]	0:23.98 [6]	0:12.22 [4]	1:16.86	
		Felicity Atkinson		1400-1200	1000-800		(0:17.71)	(0:11.47)	(0:11.80)	(0:11.90)	(0:11.76)	(0:12.22)		
2	8	KOMACHI	3	63.9	0:11.45	0:26.36	1:17.05	0:59.21 [9]	0:47.76 [8]	0:35.98 [8]	0:24.08 [9]	0:12.28 [5]	1.15L	-7
		Ben Price		1400-1200	1000-800		(0:17.84)	(0:11.45)	(0:11.78)	(0:11.90)	(0:11.80)	(0:12.28)		
3	6	PEARL ADIOS	9	63.5	0:11.51	0:26.23	1:17.10	0:59.56 [5]	0:48.05 [6]	0:36.20 [6]	0:24.20 [7]	0:12.19 [8]	1.5L	-1
		Jason Holder		1400-1200	1000-800		(0:17.54)	(0:11.51)	(0:11.85)	(0:12.00)	(0:12.01)	(0:12.19)		
4	7	DANCING STORM	6	64.6	0:11.48	0:25.97	1:17.16	0:59.73 [4]	0:48.25 [4]	0:36.39 [5]	0:24.43 [4]	0:12.61 [2]	1.84L	-4
		Jake Toeroek		1400-1200	1000-800		(0:17.43)	(0:11.48)	(0:11.86)	(0:11.96)	(0:11.82)	(0:12.61)		
5	3	DELIGHTFUL SHECKY	7	64.4	0:11.50	0:26.71	1:17.17	0:59.27 [10]	0:47.77 [9]	0:36.08 [9]	0:24.26 [8]	0:12.27 [7]	1.9L	-2
		Matthew Chadwick		1400-1200	1000-800		(0:17.90)	(0:11.50)	(0:11.69)	(0:11.82)	(0:11.99)	(0:12.27)		
6	1	COLMAR	1	66.4	0:11.45	0:25.61	1:17.29	1:00.16 [2]	0:48.71 [1]	0:36.90 [1]	0:24.87 [1]	0:12.82 [1]	2.69L	-7
		Rochelle Milnes		1400-1200	1000-800		(0:17.13)	(0:11.45)	(0:11.81)	(0:12.03)	(0:12.05)	(0:12.82)		
7	4	LONRODEX	8	65.9	0:11.59	0:25.75	1:17.34	1:00.25 [1]	0:48.66 [2]	0:36.77 [2]	0:24.68 [2]	0:12.74 [3]	2.99L	-1
		Todd Pannell		1400-1200	1000-800		(0:17.09)	(0:11.59)	(0:11.89)	(0:12.09)	(0:11.94)	(0:12.74)		
8	2	MORRIS MINOR	2	65.4	0:11.52	0:25.91	1:17.34	0:59.94 [3]	0:48.42 [5]	0:36.57 [4]	0:24.49 [5]	0:12.51 [6]	3.0L	-6
		Alana Livesey		1400-1200	1000-800		(0:17.40)	(0:11.52)	(0:11.85)	(0:12.08)	(0:11.98)	(0:12.51)		
9	9	TIPSY VIXEN	5	64.5	0:11.57	0:26.46	1:17.47	0:59.64 [8]	0:48.06 [10]	0:36.22 [10]	0:24.30 [10]	0:12.53 [9]	3.8L	-4
		Taylor Johnstone		1400-1200	1000-800		(0:17.83)	(0:11.57)	(0:11.84)	(0:11.92)	(0:11.77)	(0:12.53)		
10	11	JUST LIKE LISA	4	65.9	0:11.27	0:25.87	1:18.45	1:00.87 [6]	0:49.60 [3]	0:37.79 [3]	0:25.72 [3]	0:13.45 [10]	9.91L	-7
		Margaret Collett		1400-1200	1000-800		(0:17.57)	(0:11.27)	(0:11.81)	(0:12.07)	(0:12.27)	(0:13.45)		

Scratched: From The Block (#5)

Report Created: Sat 16 August 2025 16:30:27 GMT+10 (Note: Timing is based on positional data)

Page 1/11

[] Position in running at each section and finish
-:-:- No data available at this section
NA No data available
█ Background shading for fastest section

Saddle cloth number
DNF Did not finish
DNT Did not track

Horse/Jockey Name	CLASSY KENNY/Felicity Atkinson
Finish Rank	1
Fastest Section Time (Section)	0:11.47 (L800)
Top Speed [km/h] (Section)	64.6 (Overall)
Race State	Finished



Morphettville Parks-Professional-2025-08-16

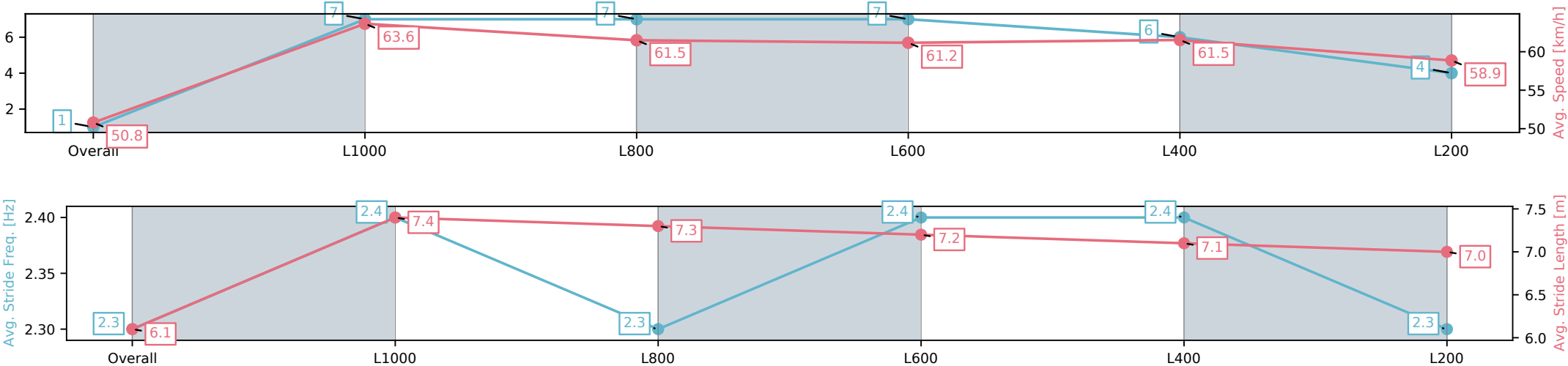
Race 7: PFD Food Services Handicap - 1250m

16 August 2025 - 3:43PM

Track Rating: Soft 5, Weather: Overcast, Rail Position: +9m 1000m-W/Post; +6m Remainder



Section	Overall	L1000	L800	L600	L400	L200
Section Times	1:16.86[1] (0:17.71)	0:59.15[7] (0:11.47)	0:47.68[7] (0:11.80)	0:35.88[7] (0:11.90)	0:23.98[6] (0:11.76)	0:12.22[4] (0:12.22)
Average Speed [km/h]	50.8	63.6	61.5	61.2	61.5	58.9
Top Speed [km/h]	63.7	64.6	62.1	62.0	62.1	61.9
Avg. Dist. to Rail [m]	7.1	2.6	3.1	2.1	3.3	5.8
Avg. Stride Freq. [Hz]	2.3	2.4	2.3	2.4	2.4	2.3
Avg. Stride Length [m]	6.1	7.4	7.3	7.2	7.1	7.0



[] Ranking at each section and finish
-:-:- No data available at this section
NA No data available

Horse/Jockey Name	KOMACHI/Ben Price
Finish Rank	2
Fastest Section Time (Section)	0:11.45 (L800)
Top Speed [km/h] (Section)	63.9 (Overall)
Race State	Finished



Morphettville Parks-Professional-2025-08-16

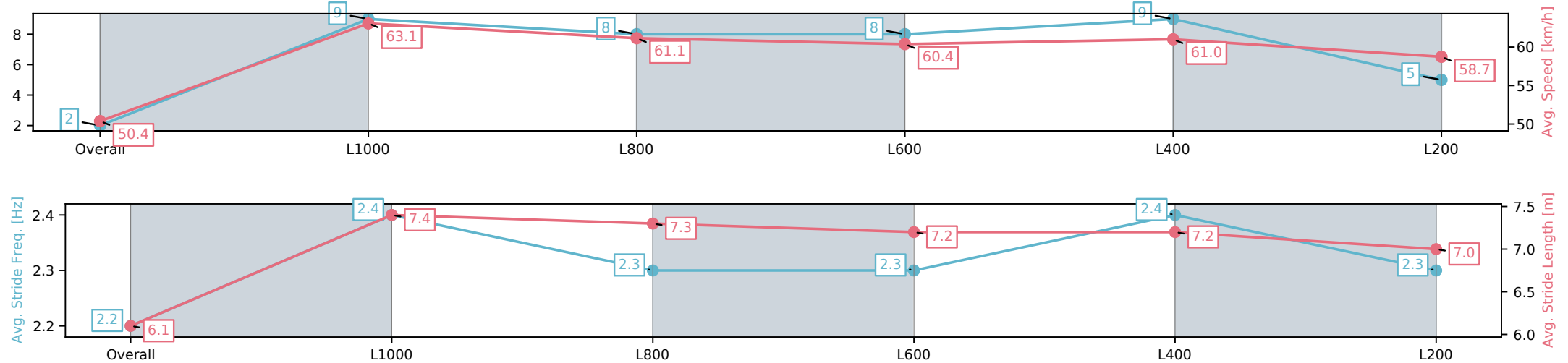
Race 7: PFD Food Services Handicap - 1250m

16 August 2025 - 3:43PM

Track Rating: Soft 5, Weather: Overcast, Rail Position: +9m 1000m-W/Post; +6m Remainder



Section	Overall	L1000	L800	L600	L400	L200
Section Times	1:17.05[2] (0:17.84)	0:59.21[9] (0:11.45)	0:47.76[8] (0:11.78)	0:35.98[8] (0:11.90)	0:24.08[9] (0:11.80)	0:12.28[5] (0:12.28)
Average Speed [km/h]	50.4	63.1	61.1	60.4	61.0	58.7
Top Speed [km/h]	63.3	63.9	62.3	61.5	62.6	61.0
Avg. Dist. to Rail [m]	2.2	0.9	0.9	0.3	1.3	5.0
Avg. Stride Freq. [Hz]	2.2	2.4	2.3	2.3	2.4	2.3
Avg. Stride Length [m]	6.1	7.4	7.3	7.2	7.2	7.0



[] Ranking at each section and finish
-:-:- No data available at this section
NA No data available

Horse/Jockey Name	PEARL ADIOS/Jason Holder
Finish Rank	3
Fastest Section Time (Section)	0:11.51 (L800)
Top Speed [km/h] (Section)	63.5 (Overall)
Race State	Finished



Morphettville Parks-Professional-2025-08-16

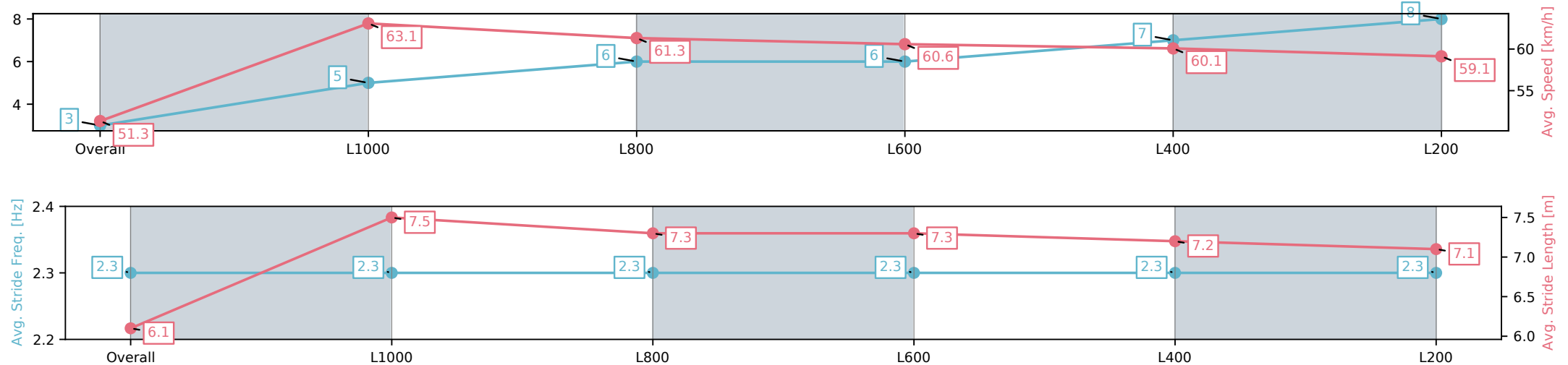
Race 7: PFD Food Services Handicap - 1250m

16 August 2025 - 3:43PM

Track Rating: Soft 5, Weather: Overcast, Rail Position: +9m 1000m-W/Post; +6m Remainder



Section	Overall	L1000	L800	L600	L400	L200
Section Times	1:17.10[3] (0:17.54)	0:59.56[5] (0:11.51)	0:48.05[6] (0:11.85)	0:36.20[6] (0:12.00)	0:24.20[7] (0:12.01)	0:12.19[8] (0:12.19)
Average Speed [km/h]	51.3	63.1	61.3	60.6	60.1	59.1
Top Speed [km/h]	63.4	63.5	61.8	63.4	61.0	60.4
Avg. Dist. to Rail [m]	6.2	1.9	3.0	1.9	2.7	7.1
Avg. Stride Freq. [Hz]	2.3	2.3	2.3	2.3	2.3	2.3
Avg. Stride Length [m]	6.1	7.5	7.3	7.3	7.2	7.1



[] Ranking at each section and finish
-:-:- No data available at this section
NA No data available

Horse/Jockey Name	DANCING STORM/Jake Toeroek
Finish Rank	4
Fastest Section Time (Section)	0:11.48 (L800)
Top Speed [km/h] (Section)	64.6 (Overall)
Race State	Finished



Morphettville Parks-Professional-2025-08-16

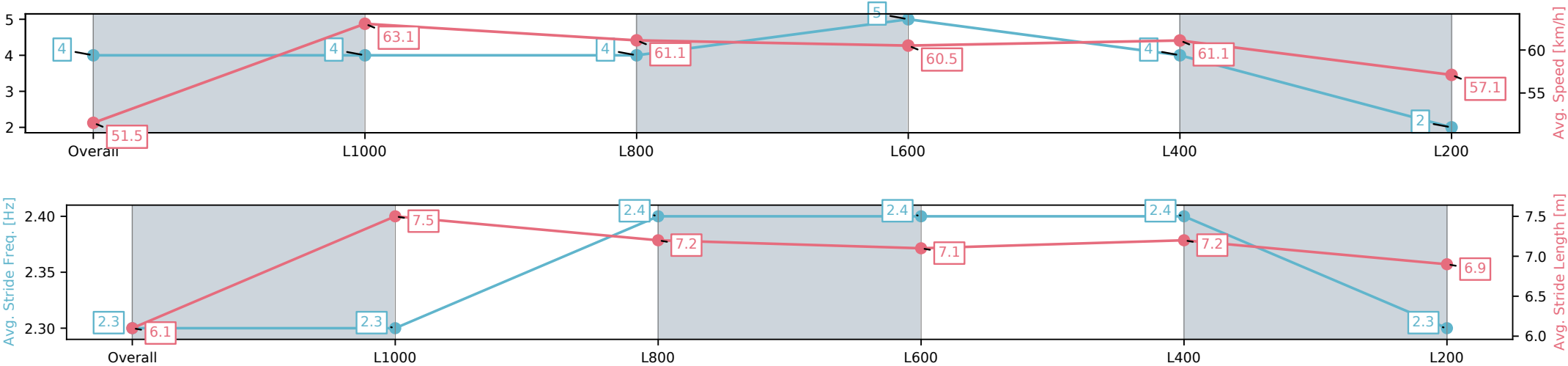
Race 7: PFD Food Services Handicap - 1250m

16 August 2025 - 3:43PM

Track Rating: Soft 5, Weather: Overcast, Rail Position: +9m 1000m-W/Post; +6m Remainder



Section	Overall	L1000	L800	L600	L400	L200
Section Times	1:17.16[4] (0:17.43)	0:59.73[4] (0:11.48)	0:48.25[4] (0:11.86)	0:36.39[5] (0:11.96)	0:24.43[4] (0:11.82)	0:12.61[2] (0:12.61)
Average Speed [km/h]	51.5	63.1	61.1	60.5	61.1	57.1
Top Speed [km/h]	64.3	64.6	63.2	61.9	62.8	60.0
Avg. Dist. to Rail [m]	3.9	1.0	2.4	1.5	1.2	3.0
Avg. Stride Freq. [Hz]	2.3	2.3	2.4	2.4	2.4	2.3
Avg. Stride Length [m]	6.1	7.5	7.2	7.1	7.2	6.9



[] Ranking at each section and finish
-:-:- No data available at this section
NA No data available

Horse/Jockey Name	DELIGHTFUL SHECKY/Matthew Chadwick
Finish Rank	5
Fastest Section Time (Section)	0:11.50 (L800)
Top Speed [km/h] (Section)	64.4 (Overall)
Race State	Finished



Morphettville Parks-Professional-2025-08-16

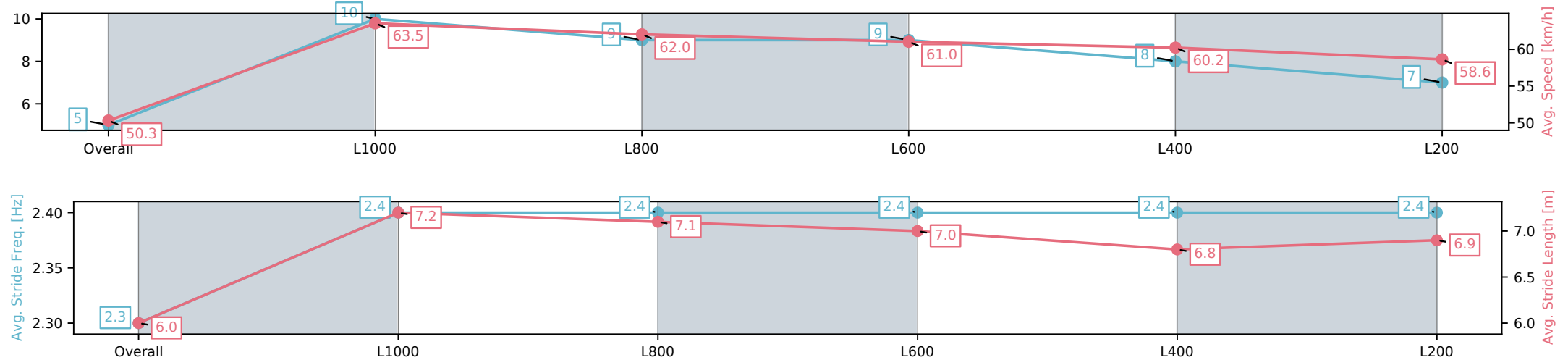
Race 7: PFD Food Services Handicap - 1250m

16 August 2025 - 3:43PM

Track Rating: Soft 5, Weather: Overcast, Rail Position: +9m 1000m-W/Post; +6m Remainder



Section	Overall	L1000	L800	L600	L400	L200
Section Times	1:17.17[5] (0:17.90)	0:59.27[10] (0:11.50)	0:47.77[9] (0:11.69)	0:36.08[9] (0:11.82)	0:24.26[8] (0:11.99)	0:12.27[7] (0:12.27)
Average Speed [km/h]	50.3	63.5	62.0	61.0	60.2	58.6
Top Speed [km/h]	64.4	64.4	62.3	61.3	61.7	61.0
Avg. Dist. to Rail [m]	4.9	3.5	3.4	0.5	2.5	7.5
Avg. Stride Freq. [Hz]	2.3	2.4	2.4	2.4	2.4	2.4
Avg. Stride Length [m]	6.0	7.2	7.1	7.0	6.8	6.9



[] Ranking at each section and finish
-:-:- No data available at this section
NA No data available

Horse/Jockey Name	COLMAR/Rochelle Milnes
Finish Rank	6
Fastest Section Time (Section)	0:11.45 (L800)
Top Speed [km/h] (Section)	66.4 (Overall)
Race State	Finished



Morphettville Parks-Professional-2025-08-16

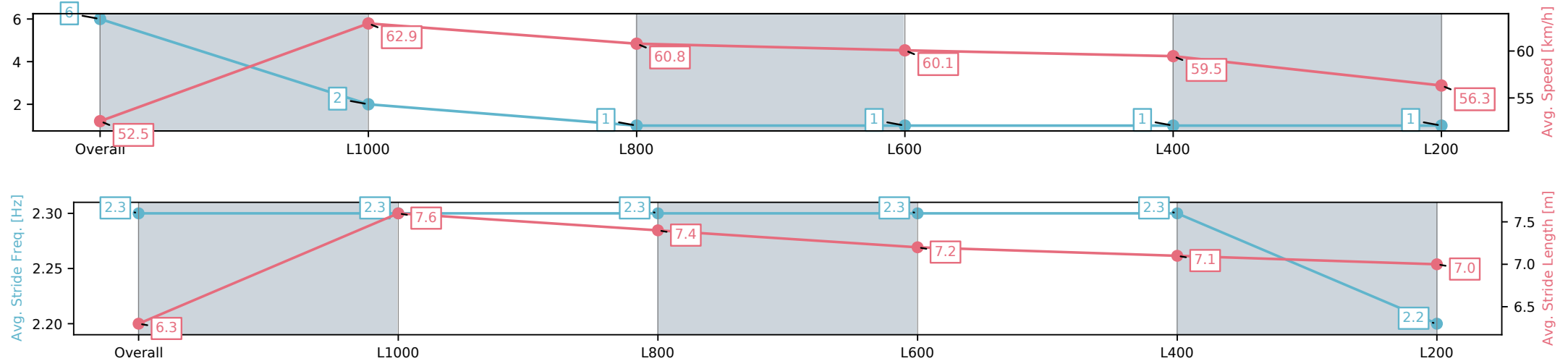
Race 7: PFD Food Services Handicap - 1250m

16 August 2025 - 3:43PM

Track Rating: Soft 5, Weather: Overcast, Rail Position: +9m 1000m-W/Post; +6m Remainder



Section	Overall	L1000	L800	L600	L400	L200
Section Times	1:17.29[6] (0:17.13)	1:00.16[2] (0:11.45)	0:48.71[1] (0:11.81)	0:36.90[1] (0:12.03)	0:24.87[1] (0:12.05)	0:12.82[1] (0:12.82)
Average Speed [km/h]	52.5	62.9	60.8	60.1	59.5	56.3
Top Speed [km/h]	66.4	65.8	62.0	60.9	61.1	58.6
Avg. Dist. to Rail [m]	2.0	0.4	0.5	0.2	0.3	0.9
Avg. Stride Freq. [Hz]	2.3	2.3	2.3	2.3	2.3	2.2
Avg. Stride Length [m]	6.3	7.6	7.4	7.2	7.1	7.0



[] Ranking at each section and finish
-:-:- No data available at this section
NA No data available

Horse/Jockey Name	LONRODEX/Todd Pannell
Finish Rank	7
Fastest Section Time (Section)	0:11.59 (L800)
Top Speed [km/h] (Section)	65.9 (Overall)
Race State	Finished



Morphettville Parks-Professional-2025-08-16

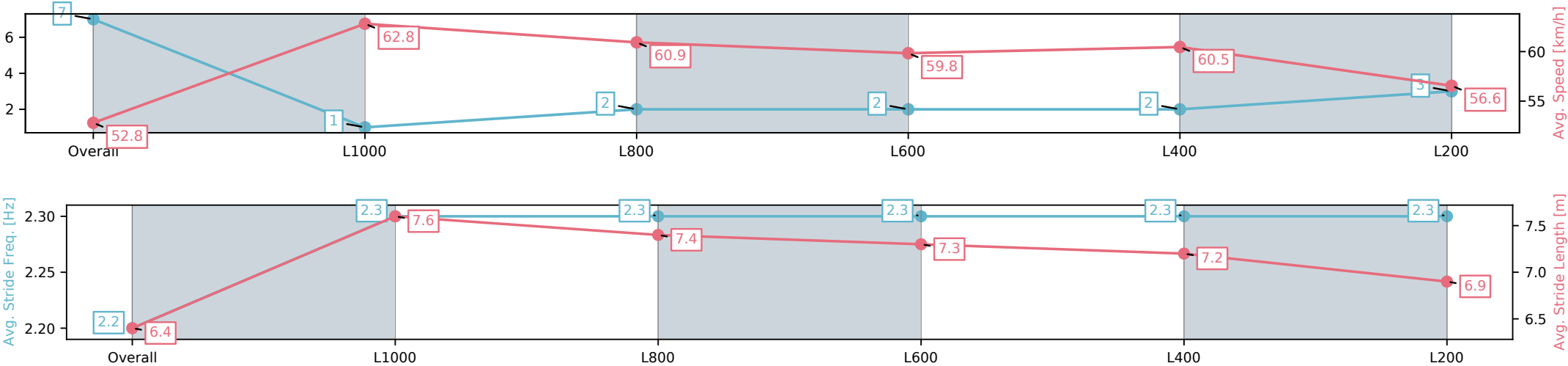
Race 7: PFD Food Services Handicap - 1250m

16 August 2025 - 3:43PM

Track Rating: Soft 5, Weather: Overcast, Rail Position: +9m 1000m-
W/Post; +6m Remainder



Section	Overall	L1000	L800	L600	L400	L200
Section Times	1:17.34[7] (0:17.09)	1:00.25[1] (0:11.59)	0:48.66[2] (0:11.89)	0:36.77[2] (0:12.09)	0:24.68[2] (0:11.94)	0:12.74[3] (0:12.74)
Average Speed [km/h]	52.8	62.8	60.9	59.8	60.5	56.6
Top Speed [km/h]	65.8	65.9	62.4	60.9	61.1	60.0
Avg. Dist. to Rail [m]	5.6	2.5	2.9	1.4	0.9	1.6
Avg. Stride Freq. [Hz]	2.2	2.3	2.3	2.3	2.3	2.3
Avg. Stride Length [m]	6.4	7.6	7.4	7.3	7.2	6.9



[] Ranking at each section and finish
-:-:- No data available at this section
NA No data available

Horse/Jockey Name	MORRIS MINOR/Alana Livesey
Finish Rank	8
Fastest Section Time (Section)	0:11.52 (L800)
Top Speed [km/h] (Section)	65.4 (Overall)
Race State	Finished



Morphettville Parks-Professional-2025-08-16

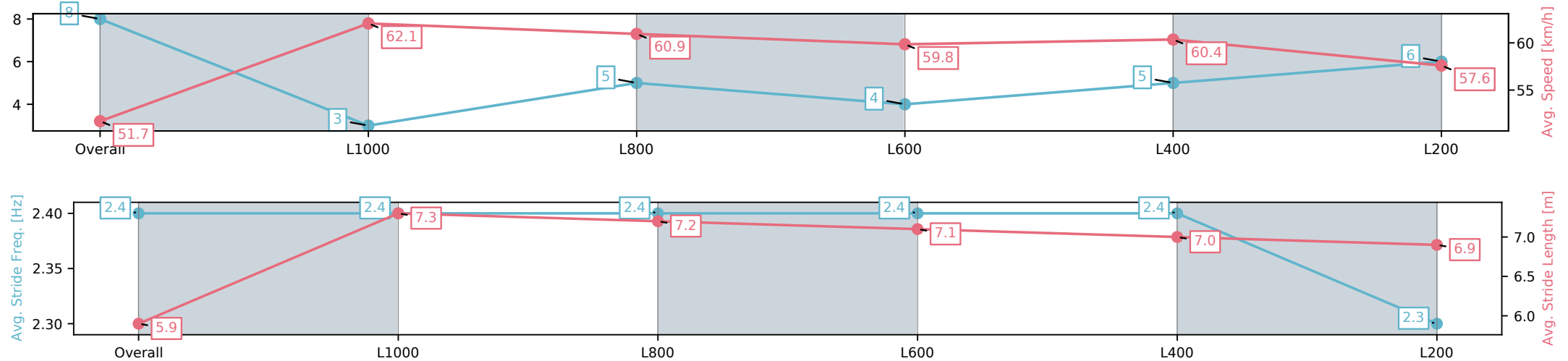
Race 7: PFD Food Services Handicap - 1250m

16 August 2025 - 3:43PM

Track Rating: Soft 5, Weather: Overcast, Rail Position: +9m 1000m-W/Post; +6m Remainder



Section	Overall	L1000	L800	L600	L400	L200
Section Times	1:17.34[8] (0:17.40)	0:59.94[3] (0:11.52)	0:48.42[5] (0:11.85)	0:36.57[4] (0:12.08)	0:24.49[5] (0:11.98)	0:12.51[6] (0:12.51)
Average Speed [km/h]	51.7	62.1	60.9	59.8	60.4	57.6
Top Speed [km/h]	65.4	64.1	63.0	60.8	61.6	60.0
Avg. Dist. to Rail [m]	2.3	0.7	0.9	0.7	2.2	6.2
Avg. Stride Freq. [Hz]	2.4	2.4	2.4	2.4	2.4	2.3
Avg. Stride Length [m]	5.9	7.3	7.2	7.1	7.0	6.9



[] Ranking at each section and finish
-:-:- No data available at this section
NA No data available

Horse/Jockey Name	TIPSY VIXEN/Taylor Johnstone
Finish Rank	9
Fastest Section Time (Section)	0:11.57 (L800)
Top Speed [km/h] (Section)	64.5 (Overall)
Race State	Finished



Morphettville Parks-Professional-2025-08-16

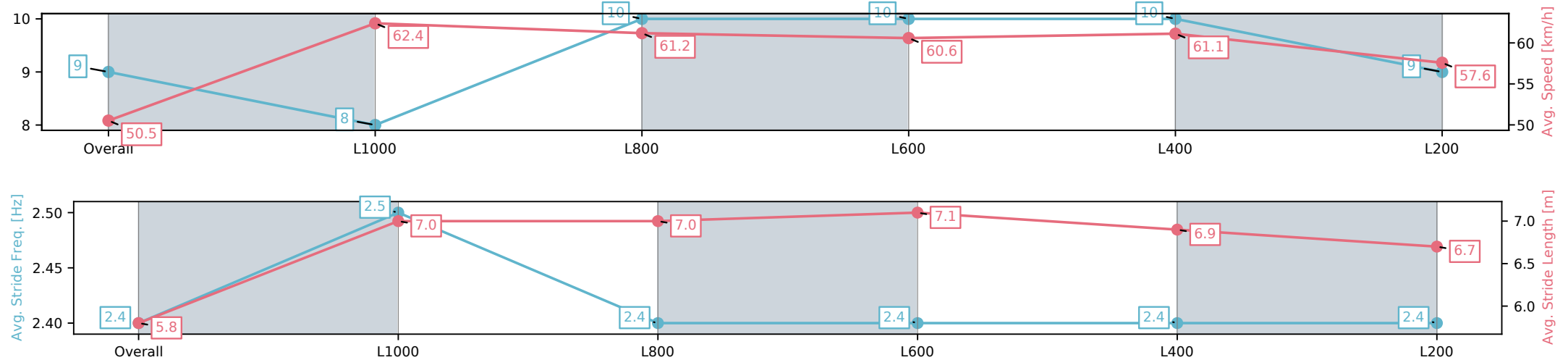
Race 7: PFD Food Services Handicap - 1250m

16 August 2025 - 3:43PM

Track Rating: Soft 5, Weather: Overcast, Rail Position: +9m 1000m-W/Post; +6m Remainder



Section	Overall	L1000	L800	L600	L400	L200
Section Times	1:17.47[9] (0:17.83)	0:59.64[8] (0:11.57)	0:48.06[10] (0:11.84)	0:36.22[10] (0:11.92)	0:24.30[10] (0:11.77)	0:12.53[9] (0:12.53)
Average Speed [km/h]	50.5	62.4	61.2	60.6	61.1	57.6
Top Speed [km/h]	64.5	63.9	61.9	62.0	62.1	60.3
Avg. Dist. to Rail [m]	3.3	1.4	2.1	0.7	1.5	3.4
Avg. Stride Freq. [Hz]	2.4	2.5	2.4	2.4	2.4	2.4
Avg. Stride Length [m]	5.8	7.0	7.0	7.1	6.9	6.7



[] Ranking at each section and finish
-:-:- No data available at this section
NA No data available

Horse/Jockey Name	JUST LIKE LISA/Margaret Collett
Finish Rank	10
Fastest Section Time (Section)	0:11.27 (L800)
Top Speed [km/h] (Section)	65.9 (Overall)
Race State	Finished



Morphettville Parks-Professional-2025-08-16

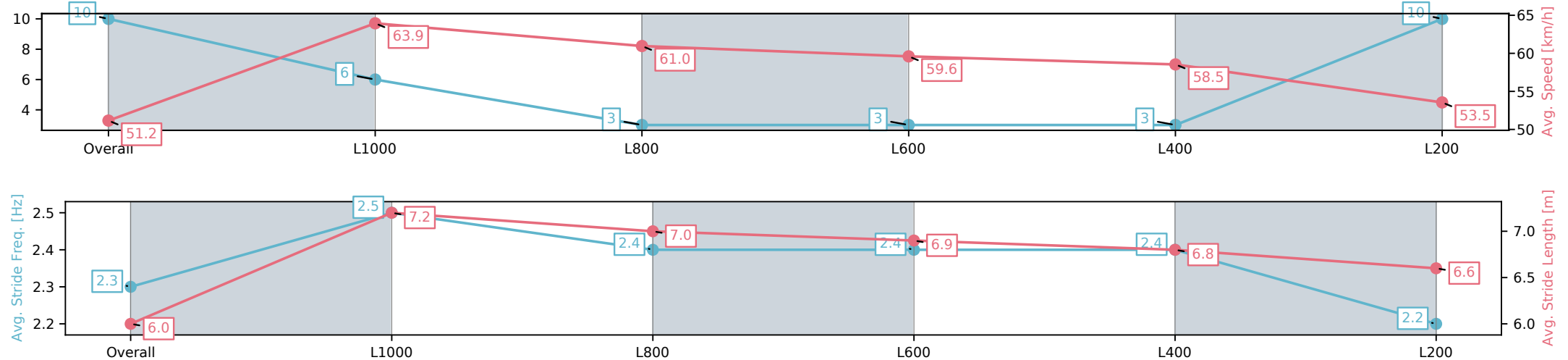
Race 7: PFD Food Services Handicap - 1250m

16 August 2025 - 3:43PM

Track Rating: Soft 5, Weather: Overcast, Rail Position: +9m 1000m-W/Post; +6m Remainder



Section	Overall	L1000	L800	L600	L400	L200
Section Times	1:18.45[10] (0:17.57)	1:00.87[6] (0:11.27)	0:49.60[3] (0:11.81)	0:37.79[3] (0:12.07)	0:25.72[3] (0:12.27)	0:13.45[10] (0:13.45)
Average Speed [km/h]	51.2	63.9	61.0	59.6	58.5	53.5
Top Speed [km/h]	65.1	65.9	62.2	59.9	59.7	58.0
Avg. Dist. to Rail [m]	2.9	0.8	0.6	0.3	0.2	0.6
Avg. Stride Freq. [Hz]	2.3	2.5	2.4	2.4	2.4	2.2
Avg. Stride Length [m]	6.0	7.2	7.0	6.9	6.8	6.6



[] Ranking at each section and finish
-:-:- No data available at this section
NA No data available