



Morphettville Parks-Professional-2025-08-16

Race 5: Sportsbet Handicap - 1000m

16 August 2025 - 2:28PM

Track Rating: Soft 5, Weather: Overcast, Rail Position: +9m 1000m-W/Post; +6m
Remainder



Section Field Times

Overall
0:59.61
(0:13.46)

L800
0:46.15
(0:10.81)

L600
0:35.34
(0:11.40)

L400
0:23.94
(0:11.49)

L200
0:12.45
(0:12.45)

Position	#	Horse/Jockey	Barrier	Top Speed [km/h]	Fastest Section	First 400m	Overall	L800	L600	L400	L200	Margin	Distance Travelled From Winner [m]
1	7	NEXTONIXS	10	69.4	0:10.81	0:24.26	0:59.61	0:46.16 [1]	0:35.35 [1]	0:23.94 [1]	0:12.45 [1]	0:59.61	
		Rochelle Milnes		1000-800	800-600		(0:13.45)	(0:10.81)	(0:11.41)	(0:11.49)	(0:12.45)		
2	4	KALASEC	8	67.5	0:10.88	0:25.07	0:59.82	0:45.63 [8]	0:34.75 [9]	0:23.38 [10]	0:12.00 [5]	1.33L	+8
		Jake Toeroek		1000-800	800-600		(0:14.19)	(0:10.88)	(0:11.37)	(0:11.38)	(0:12.00)		
3	1	MT NISEKO	4	67.2	0:10.91	0:24.98	0:59.97	0:45.90 [6]	0:34.99 [7]	0:23.58 [8]	0:12.01 [9]	2.23L	+8
		Matthew Chadwick		1000-800	800-600		(0:14.07)	(0:10.91)	(0:11.41)	(0:11.56)	(0:12.01)		
4	8	SETTEVELI	11	66.7	0:11.07	0:25.42	1:00.02	0:45.67 [10]	0:34.60 [11]	0:23.35 [11]	0:12.08 [7]	2.57L	+3
		Caitlin Jones		1000-800	800-600		(0:14.35)	(0:11.07)	(0:11.25)	(0:11.27)	(0:12.08)		
5	2	BRISTLER	5	69.0	0:10.88	0:24.45	1:00.05	0:46.48 [2]	0:35.60 [2]	0:24.27 [2]	0:12.51 [3]	2.72L	+4
		Alana Livesey		1000-800	800-600		(0:13.56)	(0:10.88)	(0:11.33)	(0:11.76)	(0:12.51)		
6	11	IMMINANCE	3	67.6	0:10.89	0:25.30	1:00.28	0:45.87 [11]	0:34.98 [10]	0:23.89 [9]	0:12.33 [8]	4.15L	-1
		Teagan Voorham		1000-800	800-600		(0:14.41)	(0:10.89)	(0:11.09)	(0:11.56)	(0:12.33)		
7	12	MISS GABBIANO	9	68.3	0:10.76	0:25.02	1:00.34	0:46.08 [9]	0:35.32 [8]	0:24.08 [6]	0:12.49 [6]	4.52L	+1
		Felicity Atkinson		1000-800	800-600		(0:14.26)	(0:10.76)	(0:11.24)	(0:11.59)	(0:12.49)		
8	6	REGAL SECRET	1	68.5	0:10.75	0:24.60	1:00.35	0:46.50 [5]	0:35.75 [3]	0:24.54 [3]	0:12.82 [2]	4.59L	+2
		Jacob Opperman		1000-800	800-600		(0:13.85)	(0:10.75)	(0:11.21)	(0:11.72)	(0:12.82)		
9	10	BLANC VISAGE	2	68.4	0:10.72	0:24.88	1:00.46	0:46.30 [7]	0:35.58 [6]	0:24.48 [4]	0:12.78 [4]	5.3L	-1
		Kayla Crowther		1000-800	800-600		(0:14.16)	(0:10.72)	(0:11.10)	(0:11.70)	(0:12.78)		
10	9	TAKING OMAHA	7	66.9	0:10.96	0:24.66	1:01.10	0:47.40 [3]	0:36.44 [5]	0:24.78 [7]	0:12.86 [11]	9.3L	+3
		Taylor Johnstone		1000-800	800-600		(0:13.70)	(0:10.96)	(0:11.66)	(0:11.92)	(0:12.86)		

Scratched: Sign From Above (#5), Sir Leapalot (#13)

Report Created: Sat 16 August 2025 15:46:35 GMT+10 (Note: Timing is based on positional data)

Page 1/13

[] Position in running at each section and finish
-:-:- No data available at this section
NA No data available
■ Background shading for fastest section

Saddle cloth number
DNF Did not finish
DNT Did not track

data processed by TRIPLESDATA



Morphettville Parks-Professional-2025-08-16

Race 5: Sportsbet Handicap - 1000m

16 August 2025 - 2:28PM

Track Rating: Soft 5, Weather: Overcast, Rail Position: +9m 1000m-W/Post; +6m
Remainder



Section Field Times							Overall	L800	L600	L400	L200			
							0:59.61 (0:13.46)	0:46.15 (0:10.81)	0:35.34 (0:11.40)	0:23.94 (0:11.49)	0:12.45 (0:12.45)			
Position	#	Horse/Jockey	Barrier	Top Speed [km/h]	Fastest Section	First 400m						Margin	Distance Travelled From Winner [m]	
11	3	SQUAD	6	68.4	0:10.89	0:24.66	1:01.17	0:47.40 [4]	0:36.51 [4]	0:25.09 [5]	0:13.17 [10]		9.76L	+4
		Caitlin Tootell		1000-800	800-600		(0:13.77)	(0:10.89)	(0:11.42)	(0:11.92)	(0:13.17)			

Scratched: Sign From Above (#5), Sir Leapalot (#13)

Horse/Jockey Name	NEXTONIXS/Rochelle Milnes
Finish Rank	1
Fastest Section Time (Section)	0:10.81 (L800)
Top Speed [km/h] (Section)	69.4 (Overall)
Race State	Finished



Morphettville Parks-Professional-2025-08-16

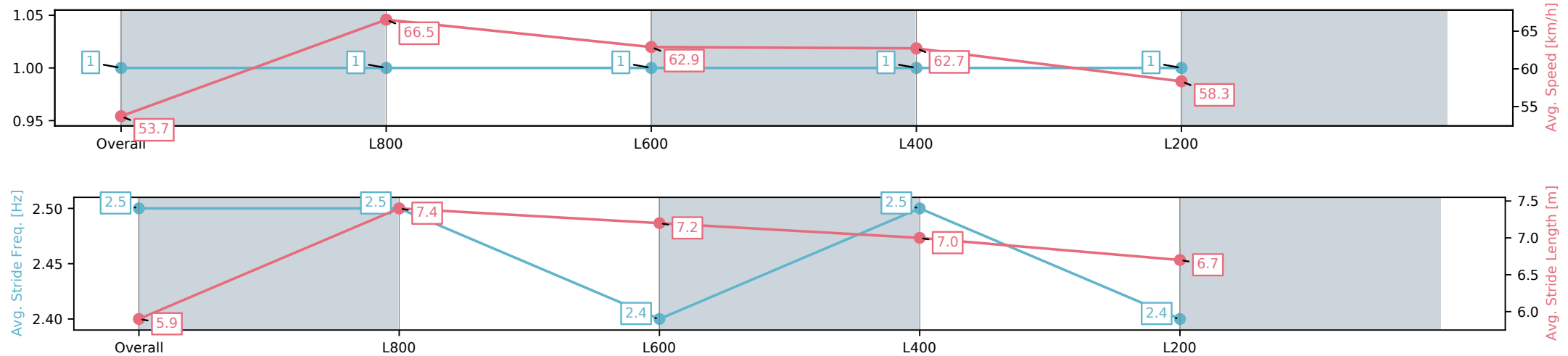
Race 5: Sportsbet Handicap - 1000m

16 August 2025 - 2:28PM

Track Rating: Soft 5, Weather: Overcast, Rail Position: +9m 1000m-W/Post; +6m Remainder



Section	Overall	L800	L600	L400	L200
Section Times	0:59.61[1] (0:13.45)	0:46.16[1] (0:10.81)	0:35.35[1] (0:11.41)	0:23.94[1] (0:11.49)	0:12.45[1] (0:12.45)
Average Speed [km/h]	53.7	66.5	62.9	62.7	58.3
Top Speed [km/h]	69.4	69.0	64.1	63.9	61.5
Avg. Dist. to Rail [m]	5.8	0.3	0.5	0.6	0.9
Avg. Stride Freq. [Hz]	2.5	2.5	2.4	2.5	2.4
Avg. Stride Length [m]	5.9	7.4	7.2	7.0	6.7



[] Ranking at each section and finish
-:-:- No data available at this section
NA No data available

Horse/Jockey Name	KALASEC/Jake Toeroek
Finish Rank	2
Fastest Section Time (Section)	0:10.88 (L800)
Top Speed [km/h] (Section)	67.5 (Overall)
Race State	Finished



Morphettville Parks-Professional-2025-08-16

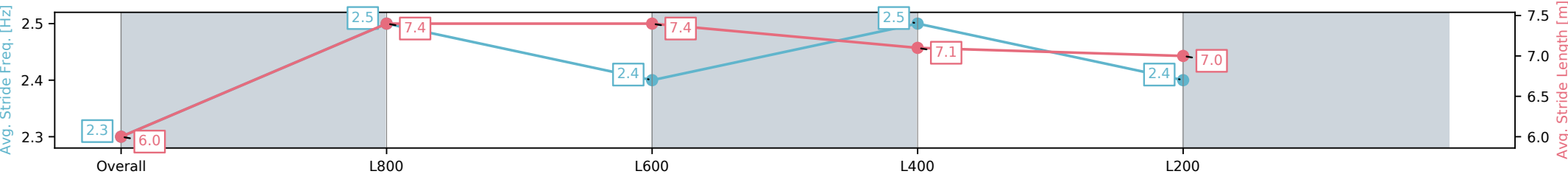
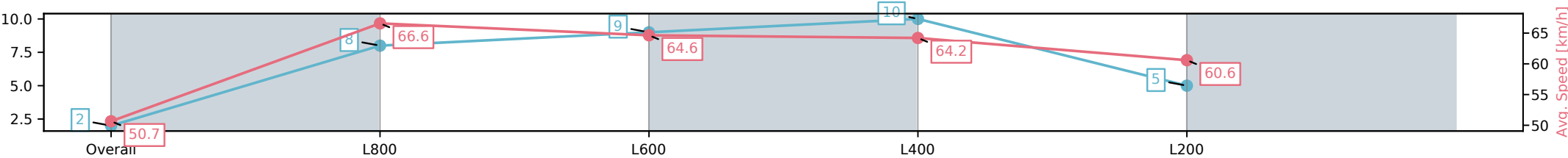
Race 5: Sportsbet Handicap - 1000m

16 August 2025 - 2:28PM

Track Rating: Soft 5, Weather: Overcast, Rail Position: +9m 1000m-
W/Post; +6m Remainder



Section	Overall	L800	L600	L400	L200
Section Times	0:59.82[2] (0:14.19)	0:45.63[8] (0:10.88)	0:34.75[9] (0:11.37)	0:23.38[10] (0:11.38)	0:12.00[5] (0:12.00)
Average Speed [km/h]	50.7	66.6	64.6	64.2	60.6
Top Speed [km/h]	66.3	67.5	65.8	64.8	63.1
Avg. Dist. to Rail [m]	5.7	2.7	3.5	8.1	9.1
Avg. Stride Freq. [Hz]	2.3	2.5	2.4	2.5	2.4
Avg. Stride Length [m]	6.0	7.4	7.4	7.1	7.0



- [] Ranking at each section and finish
- :-:- No data available at this section
- NA No data available

Horse/Jockey Name	MT NISEKO/Matthew Chadwick
Finish Rank	3
Fastest Section Time (Section)	0:10.91 (L800)
Top Speed [km/h] (Section)	67.2 (Overall)
Race State	Finished



Morphettville Parks-Professional-2025-08-16

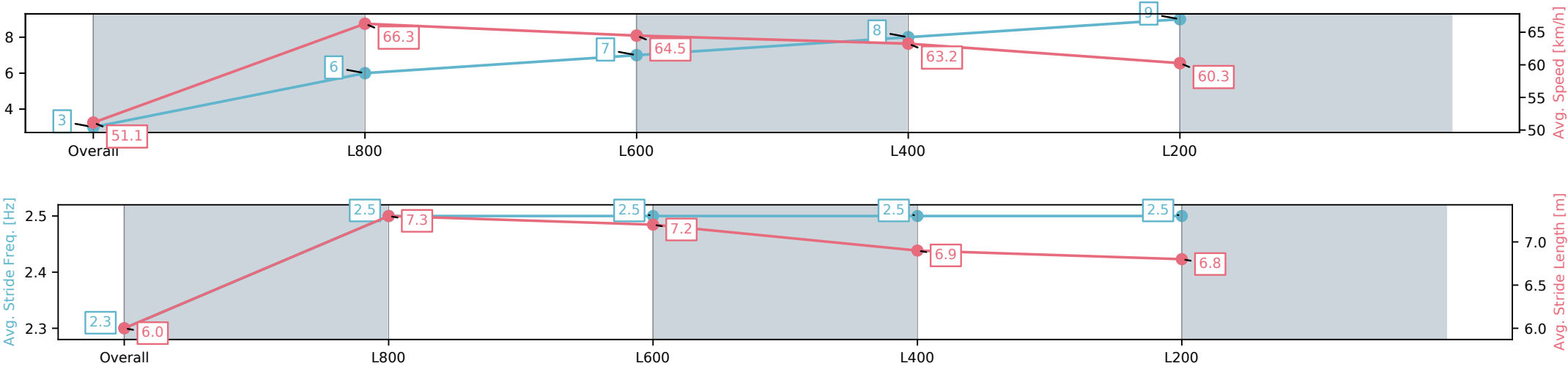
Race 5: Sportsbet Handicap - 1000m

16 August 2025 - 2:28PM

Track Rating: Soft 5, Weather: Overcast, Rail Position: +9m 1000m-W/Post; +6m Remainder



Section	Overall	L800	L600	L400	L200
Section Times	0:59.97[3] (0:14.07)	0:45.90[6] (0:10.91)	0:34.99[7] (0:11.41)	0:23.58[8] (0:11.56)	0:12.01[9] (0:12.01)
Average Speed [km/h]	51.1	66.3	64.5	63.2	60.3
Top Speed [km/h]	67.2	67.2	66.6	64.0	63.4
Avg. Dist. to Rail [m]	3.0	2.1	3.8	8.2	8.2
Avg. Stride Freq. [Hz]	2.3	2.5	2.5	2.5	2.5
Avg. Stride Length [m]	6.0	7.3	7.2	6.9	6.8



[] Ranking at each section and finish
-:-:- No data available at this section
NA No data available

Horse/Jockey Name	SETTEVELI/Caitlin Jones
Finish Rank	4
Fastest Section Time (Section)	0:11.07 (L800)
Top Speed [km/h] (Section)	66.7 (Overall)
Race State	Finished



Morphettville Parks-Professional-2025-08-16

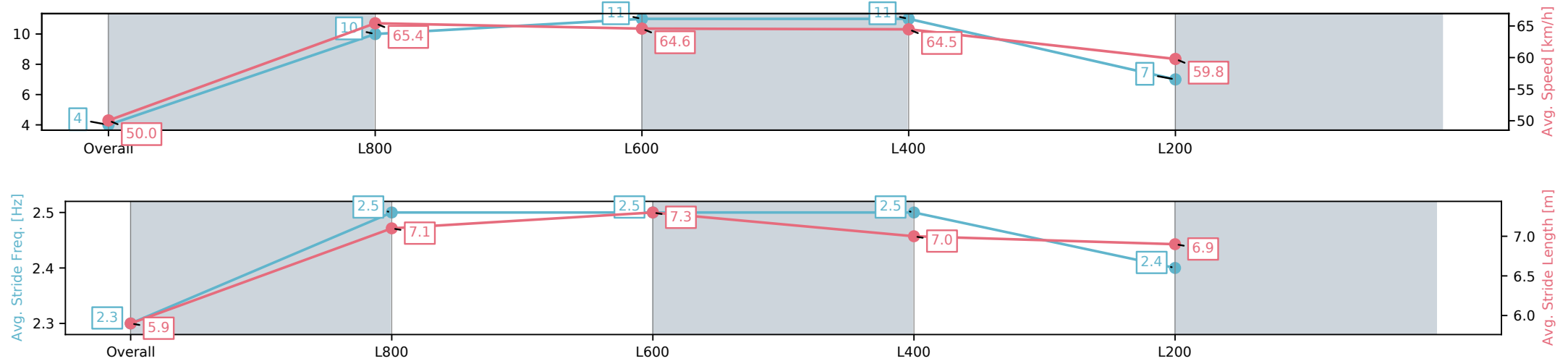
Race 5: Sportsbet Handicap - 1000m

16 August 2025 - 2:28PM

Track Rating: Soft 5, Weather: Overcast, Rail Position: +9m 1000m-W/Post; +6m Remainder



Section	Overall	L800	L600	L400	L200
Section Times	1:00.02[4] (0:14.35)	0:45.67[10] (0:11.07)	0:34.60[11] (0:11.25)	0:23.35[11] (0:11.27)	0:12.08[7] (0:12.08)
Average Speed [km/h]	50.0	65.4	64.6	64.5	59.8
Top Speed [km/h]	66.2	66.7	65.2	66.5	64.3
Avg. Dist. to Rail [m]	6.6	2.7	1.3	4.4	5.9
Avg. Stride Freq. [Hz]	2.3	2.5	2.5	2.5	2.4
Avg. Stride Length [m]	5.9	7.1	7.3	7.0	6.9



[] Ranking at each section and finish
-:-:- No data available at this section
NA No data available

Horse/Jockey Name	BRISTLER/Alana Livesey
Finish Rank	5
Fastest Section Time (Section)	0:10.88 (L800)
Top Speed [km/h] (Section)	69.0 (Overall)
Race State	Finished



Morphettville Parks-Professional-2025-08-16

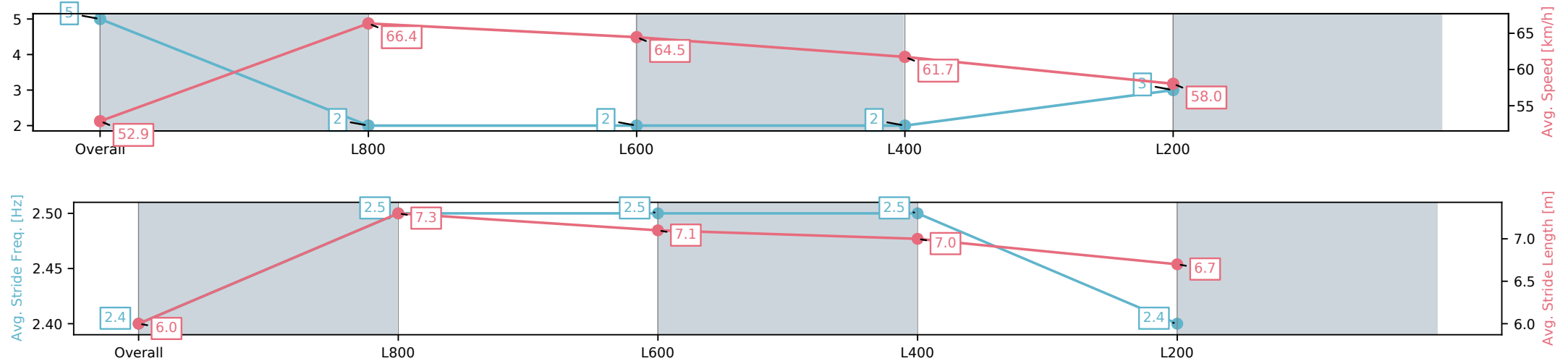
Race 5: Sportsbet Handicap - 1000m

16 August 2025 - 2:28PM

Track Rating: Soft 5, Weather: Overcast, Rail Position: +9m 1000m-W/Post; +6m Remainder



Section	Overall	L800	L600	L400	L200
Section Times	1:00.05[5] (0:13.56)	0:46.48[2] (0:10.88)	0:35.60[2] (0:11.33)	0:24.27[2] (0:11.76)	0:12.51[3] (0:12.51)
Average Speed [km/h]	52.9	66.4	64.5	61.7	58.0
Top Speed [km/h]	69.0	68.2	66.4	63.7	61.2
Avg. Dist. to Rail [m]	3.6	1.1	2.3	4.4	3.7
Avg. Stride Freq. [Hz]	2.4	2.5	2.5	2.5	2.4
Avg. Stride Length [m]	6.0	7.3	7.1	7.0	6.7



Horse/Jockey Name	IMMINANCE/Teagan Voorham
Finish Rank	6
Fastest Section Time (Section)	0:10.89 (L800)
Top Speed [km/h] (Section)	67.6 (Overall)
Race State	Finished



Morphettville Parks-Professional-2025-08-16

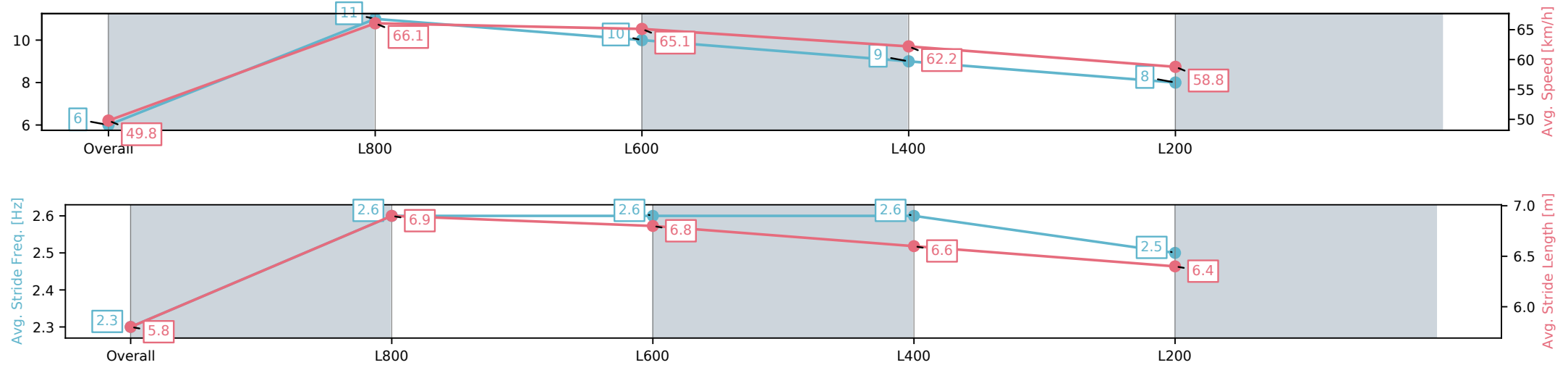
Race 5: Sportsbet Handicap - 1000m

16 August 2025 - 2:28PM

Track Rating: Soft 5, Weather: Overcast, Rail Position: +9m 1000m-W/Post; +6m Remainder



Section	Overall	L800	L600	L400	L200
Section Times	1:00.28[6] (0:14.41)	0:45.87[11] (0:10.89)	0:34.98[10] (0:11.09)	0:23.89[9] (0:11.56)	0:12.33[8] (0:12.33)
Average Speed [km/h]	49.8	66.1	65.1	62.2	58.8
Top Speed [km/h]	67.6	67.3	66.1	64.5	62.4
Avg. Dist. to Rail [m]	1.4	0.2	0.3	1.0	0.7
Avg. Stride Freq. [Hz]	2.3	2.6	2.6	2.6	2.5
Avg. Stride Length [m]	5.8	6.9	6.8	6.6	6.4



[] Ranking at each section and finish
-:-:- No data available at this section
NA No data available

Horse/Jockey Name	MISS GABBIANO/Felicity Atkinson
Finish Rank	7
Fastest Section Time (Section)	0:10.76 (L800)
Top Speed [km/h] (Section)	68.3 (Overall)
Race State	Finished



Morphettville Parks-Professional-2025-08-16

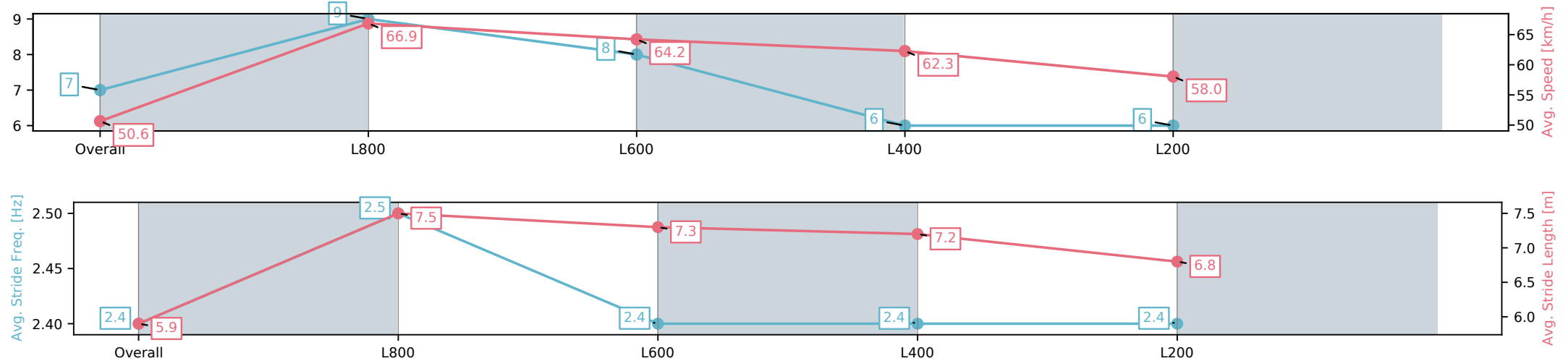
Race 5: Sportsbet Handicap - 1000m

16 August 2025 - 2:28PM

Track Rating: Soft 5, Weather: Overcast, Rail Position: +9m 1000m-
W/Post; +6m Remainder



Section	Overall	L800	L600	L400	L200
Section Times	1:00.34[7] (0:14.26)	0:46.08[9] (0:10.76)	0:35.32[8] (0:11.24)	0:24.08[6] (0:11.59)	0:12.49[6] (0:12.49)
Average Speed [km/h]	50.6	66.9	64.2	62.3	58.0
Top Speed [km/h]	68.3	68.2	65.3	63.2	60.9
Avg. Dist. to Rail [m]	3.5	0.3	0.6	2.3	3.7
Avg. Stride Freq. [Hz]	2.4	2.5	2.4	2.4	2.4
Avg. Stride Length [m]	5.9	7.5	7.3	7.2	6.8



[] Ranking at each section and finish
-:-:- No data available at this section
NA No data available

Horse/Jockey Name	REGAL SECRET/Jacob Opperman
Finish Rank	8
Fastest Section Time (Section)	0:10.75 (L800)
Top Speed [km/h] (Section)	68.5 (Overall)
Race State	Finished



Morphettville Parks-Professional-2025-08-16

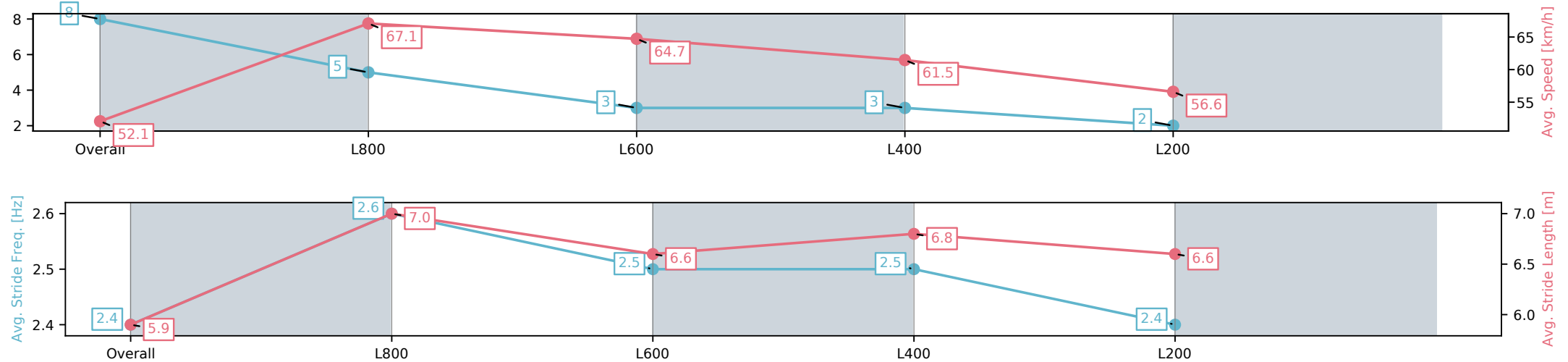
Race 5: Sportsbet Handicap - 1000m

16 August 2025 - 2:28PM

Track Rating: Soft 5, Weather: Overcast, Rail Position: +9m 1000m-W/Post; +6m Remainder



Section	Overall	L800	L600	L400	L200
Section Times	1:00.35[8] (0:13.85)	0:46.50[5] (0:10.75)	0:35.75[3] (0:11.21)	0:24.54[3] (0:11.72)	0:12.82[2] (0:12.82)
Average Speed [km/h]	52.1	67.1	64.7	61.5	56.6
Top Speed [km/h]	68.2	68.5	65.3	64.5	60.3
Avg. Dist. to Rail [m]	1.0	0.7	1.4	2.6	2.3
Avg. Stride Freq. [Hz]	2.4	2.6	2.5	2.5	2.4
Avg. Stride Length [m]	5.9	7.0	6.6	6.8	6.6



Horse/Jockey Name	BLANC VISAGE/Kayla Crowther
Finish Rank	9
Fastest Section Time (Section)	0:10.72 (L800)
Top Speed [km/h] (Section)	68.4 (Overall)
Race State	Finished



Morphettville Parks-Professional-2025-08-16

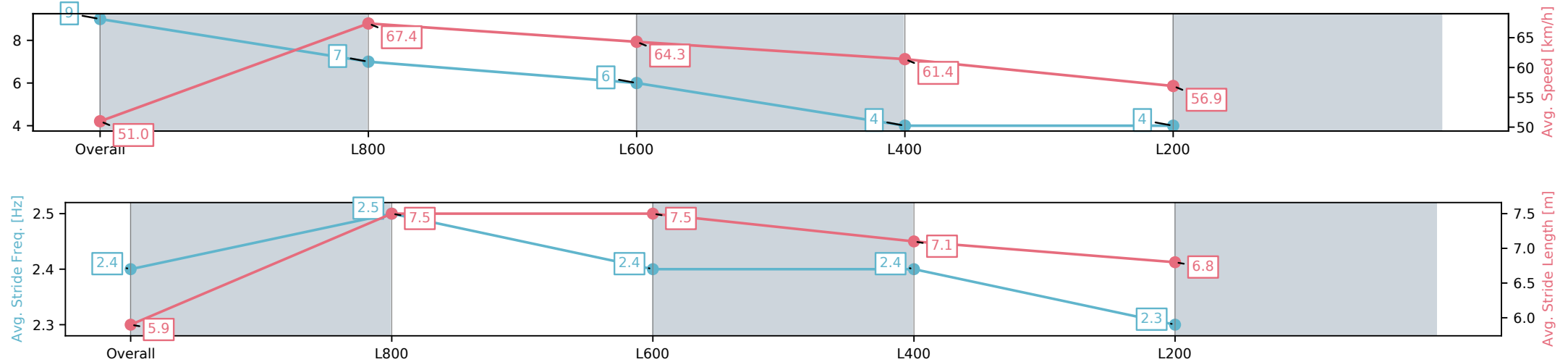
Race 5: Sportsbet Handicap - 1000m

16 August 2025 - 2:28PM

Track Rating: Soft 5, Weather: Overcast, Rail Position: +9m 1000m-W/Post; +6m Remainder



Section	Overall	L800	L600	L400	L200
Section Times	1:00.46[9] (0:14.16)	0:46.30[7] (0:10.72)	0:35.58[6] (0:11.10)	0:24.48[4] (0:11.70)	0:12.78[4] (0:12.78)
Average Speed [km/h]	51.0	67.4	64.3	61.4	56.9
Top Speed [km/h]	67.5	68.4	66.7	63.0	60.3
Avg. Dist. to Rail [m]	2.2	1.9	0.8	1.6	0.8
Avg. Stride Freq. [Hz]	2.4	2.5	2.4	2.4	2.3
Avg. Stride Length [m]	5.9	7.5	7.5	7.1	6.8



Horse/Jockey Name	TAKING OMAHA/Taylor Johnstone
Finish Rank	10
Fastest Section Time (Section)	0:10.96 (L800)
Top Speed [km/h] (Section)	66.9 (Overall)
Race State	Finished



Morphettville Parks-Professional-2025-08-16

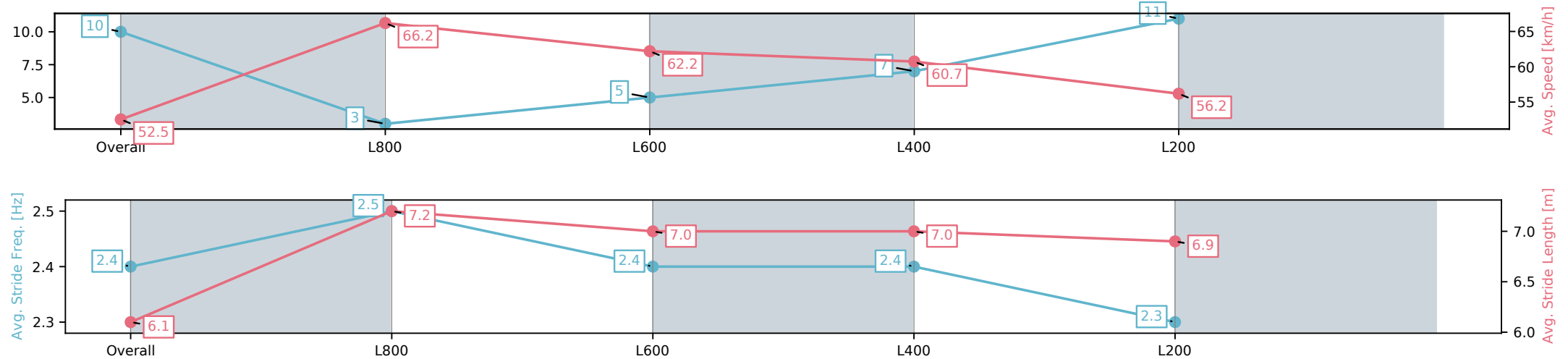
Race 5: Sportsbet Handicap - 1000m

16 August 2025 - 2:28PM

Track Rating: Soft 5, Weather: Overcast, Rail Position: +9m 1000m-W/Post; +6m Remainder



Section	Overall	L800	L600	L400	L200
Section Times	1:01.10[10] (0:13.70)	0:47.40[3] (0:10.96)	0:36.44[5] (0:11.66)	0:24.78[7] (0:11.92)	0:12.86[11] (0:12.86)
Average Speed [km/h]	52.5	66.2	62.2	60.7	56.2
Top Speed [km/h]	66.5	66.9	64.7	63.5	58.7
Avg. Dist. to Rail [m]	5.0	2.5	1.5	2.8	6.3
Avg. Stride Freq. [Hz]	2.4	2.5	2.4	2.4	2.3
Avg. Stride Length [m]	6.1	7.2	7.0	7.0	6.9



[] Ranking at each section and finish
-:-:- No data available at this section
NA No data available

Horse/Jockey Name	SQUAD/Caitlin Tootell
Finish Rank	11
Fastest Section Time (Section)	0:10.89 (L800)
Top Speed [km/h] (Section)	68.4 (Overall)
Race State	Finished



Morphettville Parks-Professional-2025-08-16

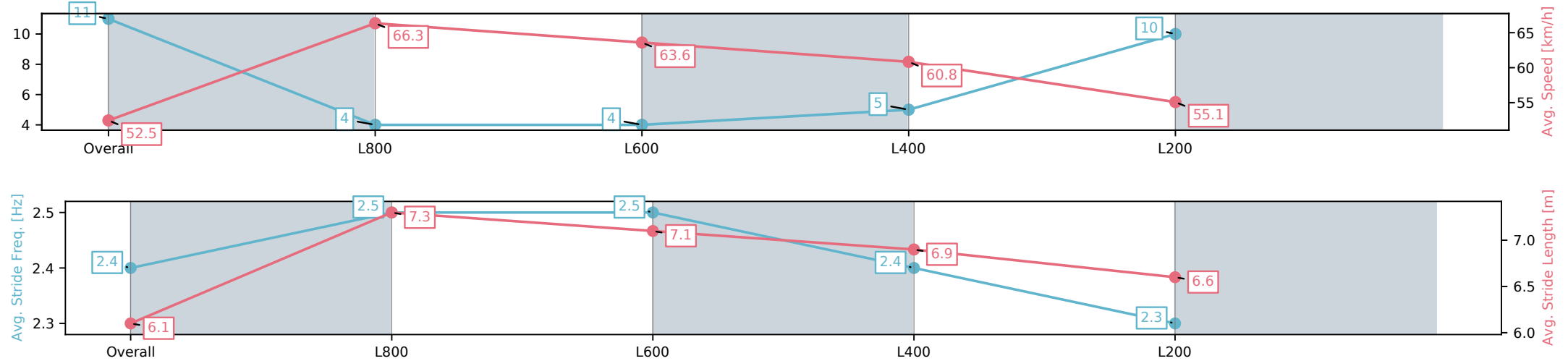
Race 5: Sportsbet Handicap - 1000m

16 August 2025 - 2:28PM

Track Rating: Soft 5, Weather: Overcast, Rail Position: +9m 1000m-W/Post; +6m Remainder



Section	Overall	L800	L600	L400	L200
Section Times	1:01.17[11] (0:13.77)	0:47.40[4] (0:10.89)	0:36.51[4] (0:11.42)	0:25.09[5] (0:11.92)	0:13.17[10] (0:13.17)
Average Speed [km/h]	52.5	66.3	63.6	60.8	55.1
Top Speed [km/h]	67.8	68.4	65.7	62.2	59.0
Avg. Dist. to Rail [m]	4.6	2.0	1.7	3.7	6.0
Avg. Stride Freq. [Hz]	2.4	2.5	2.5	2.4	2.3
Avg. Stride Length [m]	6.1	7.3	7.1	6.9	6.6



[] Ranking at each section and finish
-:-:- No data available at this section
NA No data available