



RACINGSA

Morphettville-Professional-2025-08-09

Race 7: Sportsbet Behemoth Stakes - 1200m

09 August 2025 - 3:38PM



Morphettville

Track Rating: Soft 6, Weather: Overcast, Rail Position: +4m 1200m-W/Post, True
Remainder

Section Field Times							Overall	L1000	L800	L600	L400	L200		
							1:11.61 (0:14.05)	0:57.56 (0:10.96)	0:46.60 (0:11.42)	0:35.17 (0:11.15)	0:24.02 (0:11.54)	0:12.48 (0:12.48)		
Position	#	Horse/Jockey	Barrier	Top Speed [km/h]	Fastest Section	First 400m							Margin	Distance Travelled From Winner [m]
1	1	QUEMAN Connor Murtagh	5	66.8 1200-1000	0:10.96 1000-800	0:25.01	1:11.61 (0:14.05)	0:57.56 [1] (0:10.96)	0:46.60 [1] (0:11.42)	0:35.18 [1] (0:11.26)	0:23.92 [2] (0:11.55)	0:12.37 [2] (0:12.37)	1:11.61	
2	2	RECOMMENDATION Jake Toeroek	1	66.2 800-600	0:11.08 1000-800	0:25.17	1:11.65 (0:14.09)	0:57.56 [2] (0:11.08)	0:46.48 [2] (0:11.28)	0:35.20 [2] (0:11.13)	0:24.07 [1] (0:11.55)	0:12.52 [1] (0:12.52)	0.26L	+2
3	7	LINGANI Taylor Johnstone	3	65.9 1200-1000	0:11.06 1000-800	0:25.31	1:12.01 (0:14.25)	0:57.76 [5] (0:11.06)	0:46.70 [5] (0:11.27)	0:35.43 [4] (0:11.24)	0:24.19 [3] (0:11.54)	0:12.65 [3] (0:12.65)	2.56L	+2
4	3	IS IT ME Dean Yendall	6	67.5 1200-1000	0:11.00 1000-800	0:25.35	1:12.05 (0:14.35)	0:57.70 [6] (0:11.00)	0:46.70 [6] (0:11.32)	0:35.38 [6] (0:11.19)	0:24.19 [4] (0:11.55)	0:12.64 [4] (0:12.64)	2.86L	+6
5	9	CICALA Rochelle Milnes	4	66.6 1200-1000	0:11.02 1000-800	0:25.18	1:12.14 (0:14.16)	0:57.98 [3] (0:11.02)	0:46.96 [3] (0:11.44)	0:35.52 [5] (0:11.40)	0:24.12 [6] (0:11.60)	0:12.52 [6] (0:12.52)	3.45L	+6
6	6	WILD IMAGINATION Alana Livesey	7	66.6 800-600	0:11.14 1000-800	0:25.68	1:12.38 (0:14.54)	0:57.84 [7] (0:11.14)	0:46.70 [7] (0:11.28)	0:35.42 [7] (0:11.32)	0:24.10 [7] (0:11.68)	0:12.42 [7] (0:12.42)	4.97L	+3
7	8	SIXTEEN REASONS Kayla Crowther	2	65.8 1000-800	0:11.07 1000-800	0:25.26	1:12.49 (0:14.19)	0:58.30 [4] (0:11.07)	0:47.23 [4] (0:11.32)	0:35.91 [3] (0:11.32)	0:24.59 [5] (0:11.65)	0:12.94 [5] (0:12.94)	5.66L	+1

Scratched: Dubai Poet (#4), Metrical (#5), Silver Cliff (#10)

- [] Position in running at each section and finish
- #: Saddle cloth number
- :--:-- No data available at this section
- DNF Did not finish
- NA No data available
- DNT Did not track
- █ Background shading for fastest section

Horse/Jockey Name	QUEMAN/Connor Murtagh
Finish Rank	1
Fastest Section Time (Section)	0:10.96 (L1000)
Top Speed [km/h] (Section)	66.8 (Overall)
Race State	Finished



Morphettville-Professional-2025-08-09

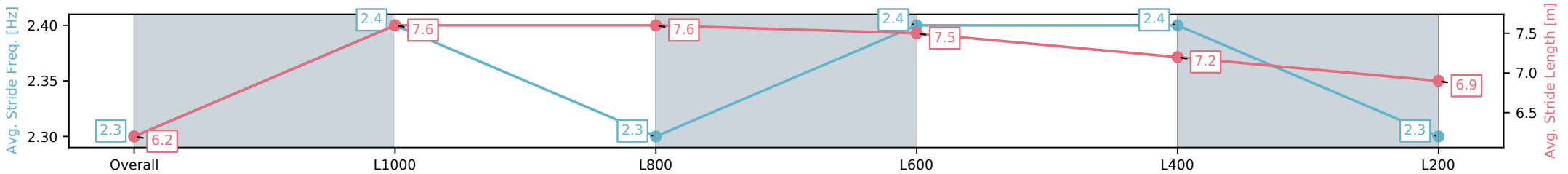
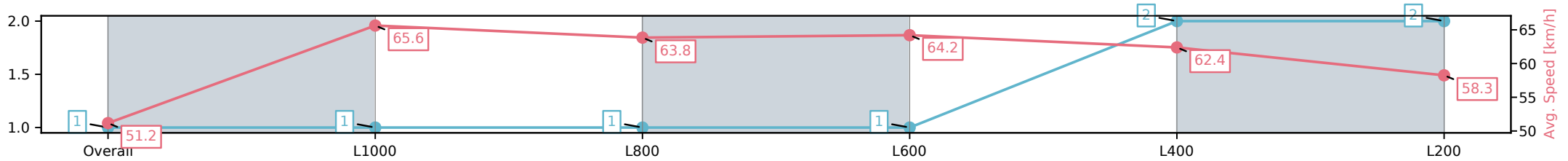
Race 7: Sportsbet Behemoth Stakes - 1200m

09 August 2025 - 3:38PM

Track Rating: Soft 6, Weather: Overcast, Rail Position: +4m 1200m-W/Post, True Remainder



Section	Overall	L1000	L800	L600	L400	L200
Section Times	1:11.61[1] (0:14.05)	0:57.56[1] (0:10.96)	0:46.60[1] (0:11.42)	0:35.18[1] (0:11.26)	0:23.92[2] (0:11.55)	0:12.37[2] (0:12.37)
Average Speed [km/h]	51.2	65.6	63.8	64.2	62.4	58.3
Top Speed [km/h]	64.8	66.8	65.4	65.3	65.3	61.4
Avg. Dist. to Rail [m]	5.6	4.5	3.1	0.9	1.8	4.1
Avg. Stride Freq. [Hz]	2.3	2.4	2.3	2.4	2.4	2.3
Avg. Stride Length [m]	6.2	7.6	7.6	7.5	7.2	6.9



- [] Ranking at each section and finish
- :-:- No data available at this section
- NA No data available

Horse/Jockey Name	RECOMMENDATION/Jake Toeroek
Finish Rank	2
Fastest Section Time (Section)	0:11.08 (L1000)
Top Speed [km/h] (Section)	66.2 (L800)
Race State	Finished



Morphettville-Professional-2025-08-09

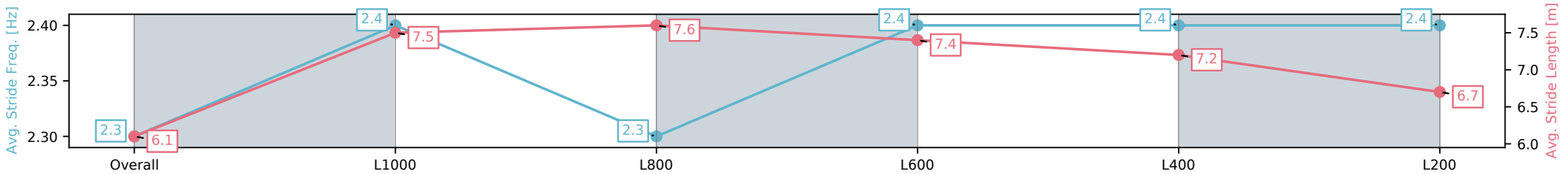
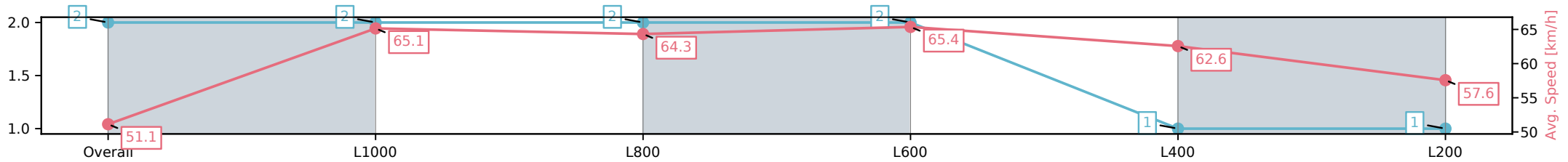
Race 7: Sportsbet Behemoth Stakes - 1200m

09 August 2025 - 3:38PM

Track Rating: Soft 6, Weather: Overcast, Rail Position: +4m 1200m-W/Post, True Remainder



Section	Overall	L1000	L800	L600	L400	L200
Section Times	1:11.65[2] (0:14.09)	0:57.56[2] (0:11.08)	0:46.48[2] (0:11.28)	0:35.20[2] (0:11.13)	0:24.07[1] (0:11.55)	0:12.52[1] (0:12.52)
Average Speed [km/h]	51.1	65.1	64.3	65.4	62.6	57.6
Top Speed [km/h]	64.6	65.2	65.3	66.2	64.0	61.1
Avg. Dist. to Rail [m]	2.0	3.3	3.1	1.7	4.0	5.1
Avg. Stride Freq. [Hz]	2.3	2.4	2.3	2.4	2.4	2.4
Avg. Stride Length [m]	6.1	7.5	7.6	7.4	7.2	6.7



- [] Ranking at each section and finish
- :-:- No data available at this section
- NA No data available

Horse/Jockey Name	LINGANI/Taylor Johnstone
Finish Rank	3
Fastest Section Time (Section)	0:11.06 (L1000)
Top Speed [km/h] (Section)	65.9 (Overall)
Race State	Finished



Morphettville-Professional-2025-08-09

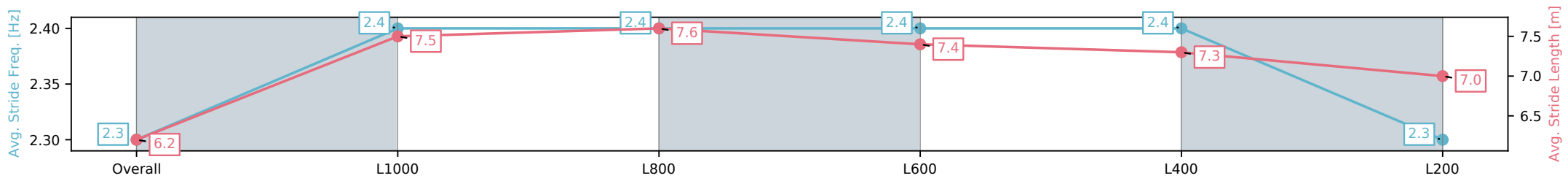
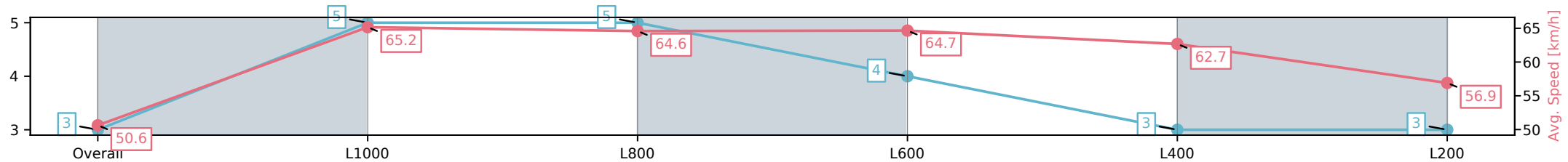
Race 7: Sportsbet Behemoth Stakes - 1200m

09 August 2025 - 3:38PM

Track Rating: Soft 6, Weather: Overcast, Rail Position: +4m 1200m-W/Post, True Remainder



Section	Overall	L1000	L800	L600	L400	L200
Section Times	1:12.01[3] (0:14.25)	0:57.76[5] (0:11.06)	0:46.70[5] (0:11.27)	0:35.43[4] (0:11.24)	0:24.19[3] (0:11.54)	0:12.65[3] (0:12.65)
Average Speed [km/h]	50.6	65.2	64.6	64.7	62.7	56.9
Top Speed [km/h]	63.9	65.9	65.3	65.7	64.5	59.4
Avg. Dist. to Rail [m]	4.4	3.6	2.9	2.1	3.9	3.7
Avg. Stride Freq. [Hz]	2.3	2.4	2.4	2.4	2.4	2.3
Avg. Stride Length [m]	6.2	7.5	7.6	7.4	7.3	7.0



- [] Ranking at each section and finish
- :-:- No data available at this section
- NA No data available

Horse/Jockey Name	IS IT ME/Dean Yendall
Finish Rank	4
Fastest Section Time (Section)	0:11.00 (L1000)
Top Speed [km/h] (Section)	67.5 (Overall)
Race State	Finished



Morphettville-Professional-2025-08-09

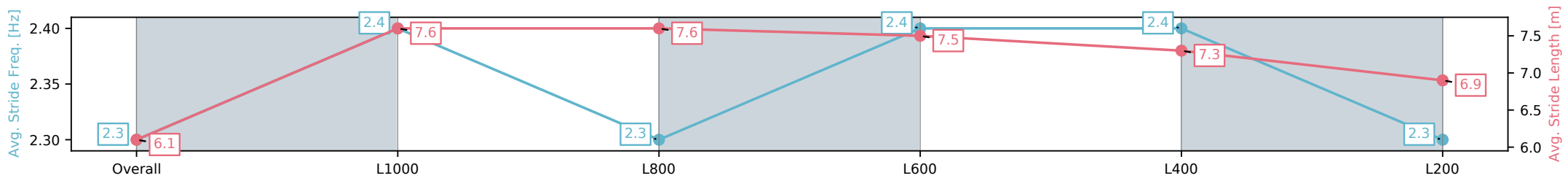
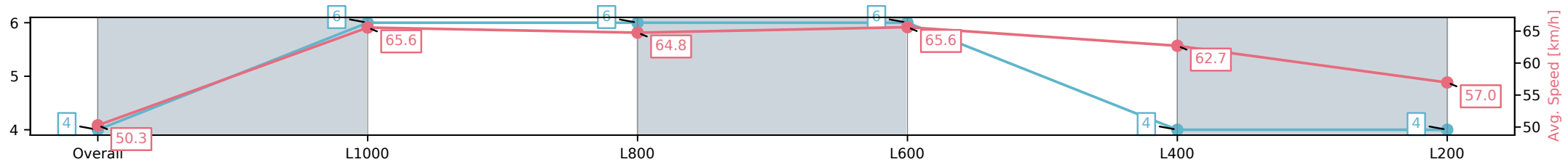
Race 7: Sportsbet Behemoth Stakes - 1200m

09 August 2025 - 3:38PM

Track Rating: Soft 6, Weather: Overcast, Rail Position: +4m 1200m-W/Post, True Remainder



Section	Overall	L1000	L800	L600	L400	L200
Section Times	1:12.05[4] (0:14.35)	0:57.70[6] (0:11.00)	0:46.70[6] (0:11.32)	0:35.38[6] (0:11.19)	0:24.19[4] (0:11.55)	0:12.64[4] (0:12.64)
Average Speed [km/h]	50.3	65.6	64.8	65.6	62.7	57.0
Top Speed [km/h]	63.8	67.5	66.5	66.9	64.9	60.6
Avg. Dist. to Rail [m]	6.0	4.3	4.4	4.3	5.9	6.7
Avg. Stride Freq. [Hz]	2.3	2.4	2.3	2.4	2.4	2.3
Avg. Stride Length [m]	6.1	7.6	7.6	7.5	7.3	6.9



- [] Ranking at each section and finish
- :-:- No data available at this section
- NA No data available

Horse/Jockey Name	CICALA/Rochelle Milnes
Finish Rank	5
Fastest Section Time (Section)	0:11.02 (L1000)
Top Speed [km/h] (Section)	66.6 (Overall)
Race State	Finished



Morphettville-Professional-2025-08-09

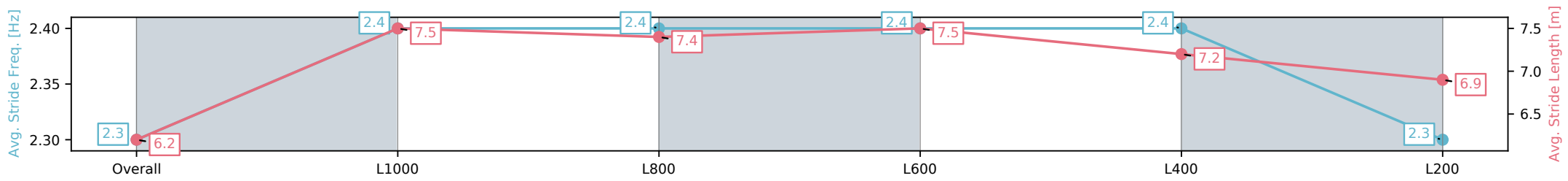
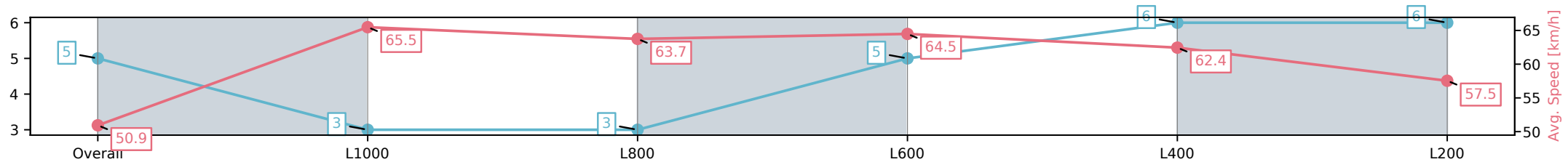
Race 7: Sportsbet Behemoth Stakes - 1200m

09 August 2025 - 3:38PM

Track Rating: Soft 6, Weather: Overcast, Rail Position: +4m 1200m-W/Post, True Remainder



Section	Overall	L1000	L800	L600	L400	L200
Section Times	1:12.14[5] (0:14.16)	0:57.98[3] (0:11.02)	0:46.96[3] (0:11.44)	0:35.52[5] (0:11.40)	0:24.12[6] (0:11.60)	0:12.52[6] (0:12.52)
Average Speed [km/h]	50.9	65.5	63.7	64.5	62.4	57.5
Top Speed [km/h]	63.6	66.6	65.5	65.8	63.5	61.1
Avg. Dist. to Rail [m]	4.8	4.4	4.0	3.8	6.8	8.9
Avg. Stride Freq. [Hz]	2.3	2.4	2.4	2.4	2.4	2.3
Avg. Stride Length [m]	6.2	7.5	7.4	7.5	7.2	6.9



[] Ranking at each section and finish
 -:-:- No data available at this section
 NA No data available

Horse/Jockey Name	WILD IMAGINATION/Alana Livesey
Finish Rank	6
Fastest Section Time (Section)	0:11.14 (L1000)
Top Speed [km/h] (Section)	66.6 (L800)
Race State	Finished



Morphettville-Professional-2025-08-09

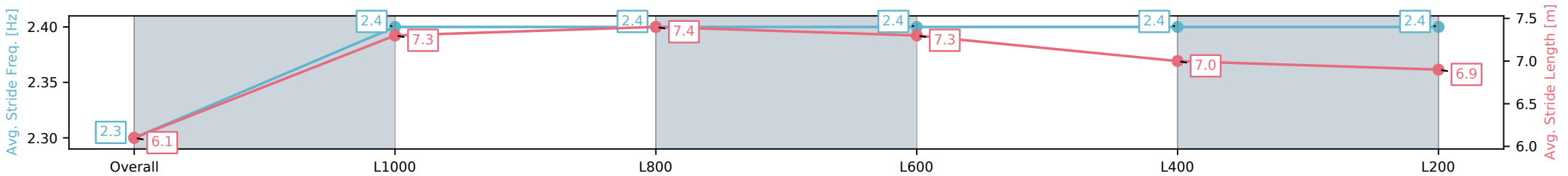
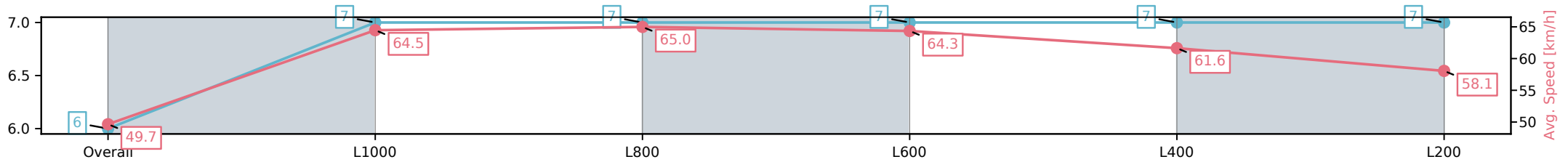
Race 7: Sportsbet Behemoth Stakes - 1200m

09 August 2025 - 3:38PM

Track Rating: Soft 6, Weather: Overcast, Rail Position: +4m 1200m-W/Post, True Remainder



Section	Overall	L1000	L800	L600	L400	L200
Section Times	1:12.38[6] (0:14.54)	0:57.84[7] (0:11.14)	0:46.70[7] (0:11.28)	0:35.42[7] (0:11.32)	0:24.10[7] (0:11.68)	0:12.42[7] (0:12.42)
Average Speed [km/h]	49.7	64.5	65.0	64.3	61.6	58.1
Top Speed [km/h]	63.1	65.4	66.2	66.6	63.9	59.8
Avg. Dist. to Rail [m]	6.9	3.8	3.8	2.5	2.9	1.9
Avg. Stride Freq. [Hz]	2.3	2.4	2.4	2.4	2.4	2.4
Avg. Stride Length [m]	6.1	7.3	7.4	7.3	7.0	6.9



- [] Ranking at each section and finish
- :-:- No data available at this section
- NA No data available

Horse/Jockey Name	SIXTEEN REASONS/Kayla Crowther
Finish Rank	7
Fastest Section Time (Section)	0:11.07 (L1000)
Top Speed [km/h] (Section)	65.8 (L1000)
Race State	Finished



Morphettville-Professional-2025-08-09

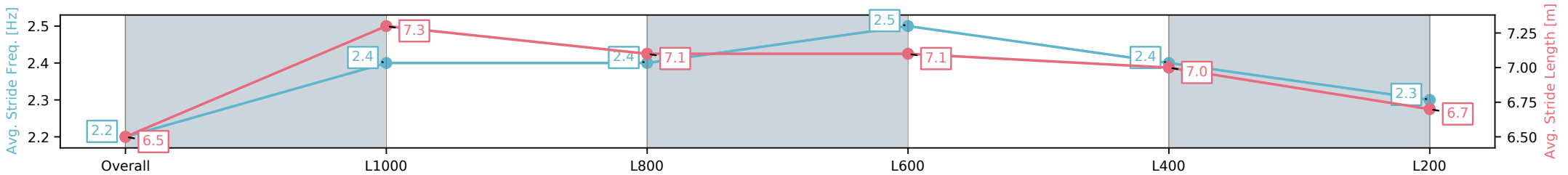
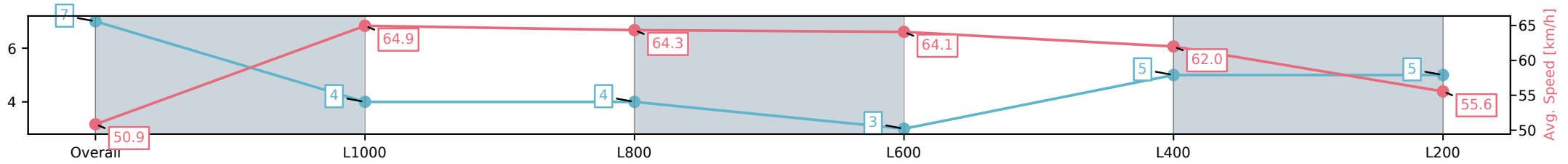
Race 7: Sportsbet Behemoth Stakes - 1200m

09 August 2025 - 3:38PM

Track Rating: Soft 6, Weather: Overcast, Rail Position: +4m 1200m-W/Post, True Remainder



Section	Overall	L1000	L800	L600	L400	L200
Section Times	1:12.49[7] (0:14.19)	0:58.30[4] (0:11.07)	0:47.23[4] (0:11.32)	0:35.91[3] (0:11.32)	0:24.59[5] (0:11.65)	0:12.94[5] (0:12.94)
Average Speed [km/h]	50.9	64.9	64.3	64.1	62.0	55.6
Top Speed [km/h]	65.0	65.6	65.8	64.8	63.8	58.8
Avg. Dist. to Rail [m]	2.8	2.4	2.9	1.9	1.8	2.4
Avg. Stride Freq. [Hz]	2.2	2.4	2.4	2.5	2.4	2.3
Avg. Stride Length [m]	6.5	7.3	7.1	7.1	7.0	6.7



- [] Ranking at each section and finish
- :-:- No data available at this section
- NA No data available