



Morphettville Parks-Professional-2025-08-06

Race 1: Sportsbet Jockey Watch Three-Year-Old Maiden Plate - 1250m

06 August 2025 - 12:10PM

Track Rating: Soft 6, Weather: Overcast, Rail Position: +6m Entire



Section

Field Times

							Overall	L1000	L800	L600	L400	L200		
							1:17.72 (0:16.89)	1:00.83 (0:11.64)	0:49.19 (0:12.23)	0:36.96 (0:12.28)	0:24.68 (0:12.10)	0:12.59 (0:12.59)		
Position	#	Horse/Jockey	Barrier	Top Speed [km/h]	Fastest Section	First 400m							Margin	Distance Travelled From Winner [m]
1	3	KALMANA	4	66.2	0:11.64	0:25.55	1:17.72	1:00.83 [2]	0:49.19 [1]	0:36.96 [1]	0:24.69 [1]	0:12.59 [1]	1:17.72	
		Caitlin Jones		1400-1200	1000-800		(0:16.89)	(0:11.64)	(0:12.23)	(0:12.27)	(0:12.10)	(0:12.59)		
2	4	LAWS WARS	2	65.3	0:11.56	0:26.04	1:17.79	1:00.43 [8]	0:48.86 [6]	0:36.66 [5]	0:24.54 [3]	0:12.44 [3]	0.44L	+0
		Jake Toeroek		1400-1200	1000-800		(0:17.36)	(0:11.56)	(0:12.20)	(0:12.12)	(0:12.10)	(0:12.44)		
3	1	ASHREIGN	7	65.6	0:11.70	0:25.61	1:17.80	1:00.91 [1]	0:49.21 [2]	0:37.01 [2]	0:24.70 [2]	0:12.61 [2]	0.53L	+3
		Todd Pannell		1400-1200	1000-800		(0:16.89)	(0:11.70)	(0:12.20)	(0:12.31)	(0:12.09)	(0:12.61)		
4	7	OUI OUI MA CHERIE	1	64.6	0:11.79	0:26.11	1:17.91	1:00.62 [7]	0:48.83 [7]	0:36.58 [7]	0:24.43 [5]	0:12.39 [5]	1.17L	+4
		Jason Holder		1400-1200	1000-800		(0:17.28)	(0:11.79)	(0:12.25)	(0:12.15)	(0:12.04)	(0:12.39)		
5	5	ROUSING REFRAIN	3	64.0	0:11.78	0:25.88	1:18.09	1:00.97 [4]	0:49.19 [5]	0:36.91 [6]	0:24.60 [6]	0:12.58 [4]	2.32L	+0
		Jacob Opperman		1400-1200	1000-800		(0:17.12)	(0:11.78)	(0:12.28)	(0:12.31)	(0:12.02)	(0:12.57)		
6	6	ELEGANT LILLY	5	66.3	0:11.61	0:25.87	1:18.27	1:01.01 [6]	0:49.40 [4]	0:37.23 [4]	0:24.56 [7]	0:12.51 [7]	3.44L	+0
		Brooke King		1400-1200	1000-800		(0:17.26)	(0:11.61)	(0:12.17)	(0:12.67)	(0:12.05)	(0:12.51)		
7	8	PEQUENA GOLD	6	66.4	0:11.89	0:26.15	1:18.38	1:01.16 [5]	0:49.27 [8]	0:37.05 [8]	0:24.60 [8]	0:12.55 [8]	4.15L	+5
		Polly Brewster		1400-1200	1000-800		(0:17.22)	(0:11.89)	(0:12.22)	(0:12.45)	(0:12.05)	(0:12.55)		
8	2	JOSEPH'S GLORY	8	66.0	0:11.62	0:25.74	1:18.94	1:01.90 [3]	0:50.28 [3]	0:38.00 [3]	0:25.61 [4]	0:13.28 [6]	7.64L	+7
		Taylor Johnstone		1400-1200	1000-800		(0:17.04)	(0:11.62)	(0:12.28)	(0:12.39)	(0:12.33)	(0:13.28)		

Report Created: Wed 06 August 2025 13:01:38 GMT+10 (Note: Timing is based on positional data)

Page 1/9

[] Position in running at each section and finish
-:-:- No data available at this section
NA No data available
█ Background shading for fastest section

Saddle cloth number
DNF Did not finish
DNT Did not track

data processed by  TRIPLESDATA

Horse/Jockey Name	KALMANA/Caitlin Jones
Finish Rank	1
Fastest Section Time (Section)	0:11.64 (L800)
Top Speed [km/h] (Section)	66.2 (Overall)
Race State	Finished



Morphettville Parks-Professional-2025-08-06

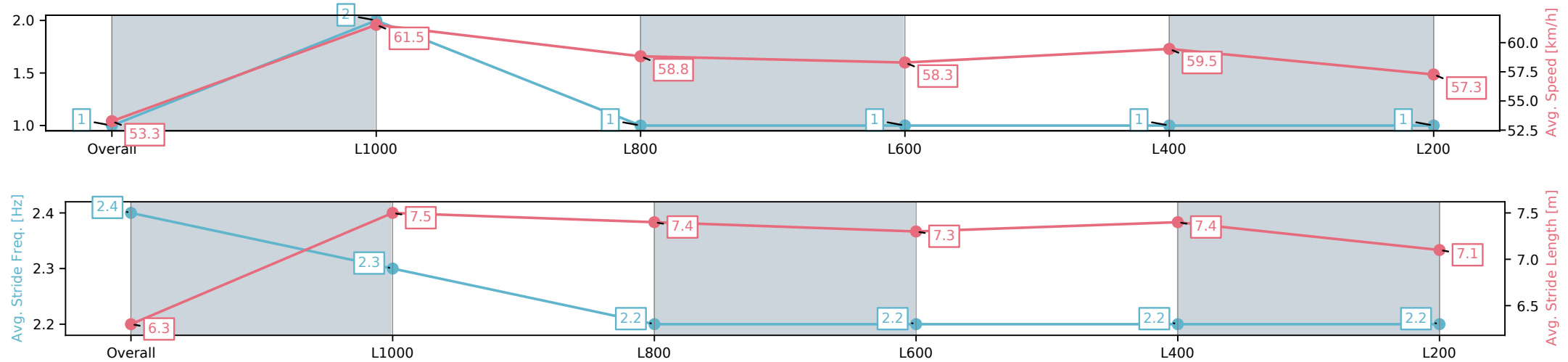
Race 1: Sportsbet Jockey Watch Three-Year-Old Maiden
Plate - 1250m

06 August 2025 - 12:10PM

Track Rating: Soft 6, Weather: Overcast, Rail Position: +6m Entire



Section	Overall	L1000	L800	L600	L400	L200
Section Times	1:17.72[1] (0:16.89)	1:00.83[2] (0:11.64)	0:49.19[1] (0:12.23)	0:36.96[1] (0:12.27)	0:24.69[1] (0:12.10)	0:12.59[1] (0:12.59)
Average Speed [km/h]	53.3	61.5	58.8	58.3	59.5	57.3
Top Speed [km/h]	66.2	64.2	60.0	58.9	60.1	58.9
Avg. Dist. to Rail [m]	2.6	1.3	0.9	0.8	0.3	1.5
Avg. Stride Freq. [Hz]	2.4	2.3	2.2	2.2	2.2	2.2
Avg. Stride Length [m]	6.3	7.5	7.4	7.3	7.4	7.1



[] Ranking at each section and finish
-:-:- No data available at this section
NA No data available

Horse/Jockey Name	LAWS WARS/Jake Toeroek
Finish Rank	2
Fastest Section Time (Section)	0:11.56 (L800)
Top Speed [km/h] (Section)	65.3 (Overall)
Race State	Finished



Morphettville Parks-Professional-2025-08-06

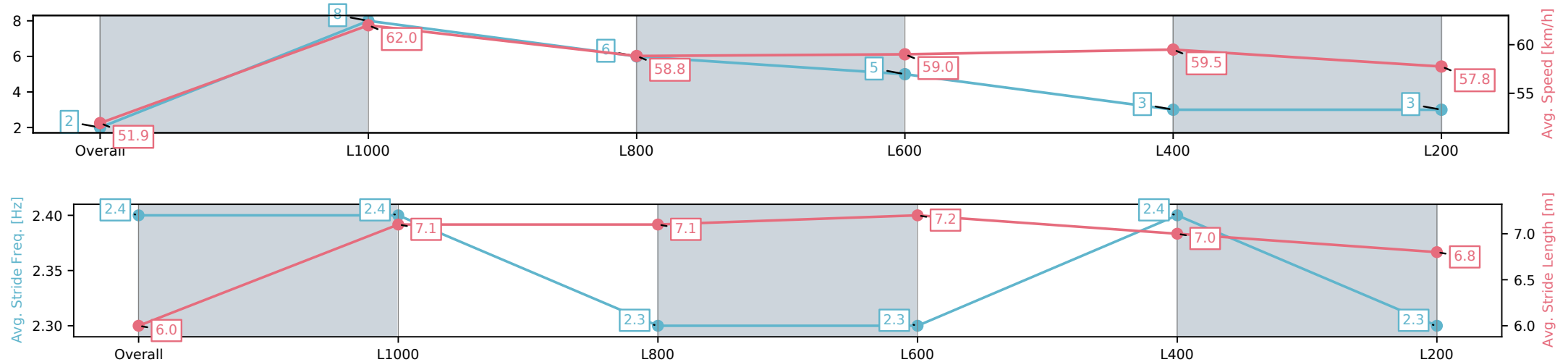
Race 1: Sportsbet Jockey Watch Three-Year-Old Maiden
Plate - 1250m

06 August 2025 - 12:10PM

Track Rating: Soft 6, Weather: Overcast, Rail Position: +6m Entire



Section	Overall	L1000	L800	L600	L400	L200
Section Times	1:17.79[2] (0:17.36)	1:00.43[8] (0:11.56)	0:48.86[6] (0:12.20)	0:36.66[5] (0:12.12)	0:24.54[3] (0:12.10)	0:12.44[3] (0:12.44)
Average Speed [km/h]	51.9	62.0	58.8	59.0	59.5	57.8
Top Speed [km/h]	65.3	63.7	60.6	60.3	60.5	59.5
Avg. Dist. to Rail [m]	0.7	1.1	0.7	1.3	1.3	3.0
Avg. Stride Freq. [Hz]	2.4	2.4	2.3	2.3	2.4	2.3
Avg. Stride Length [m]	6.0	7.1	7.1	7.2	7.0	6.8



[] Ranking at each section and finish
-:-:- No data available at this section
NA No data available

Horse/Jockey Name	ASHREIGN/Todd Pannell
Finish Rank	3
Fastest Section Time (Section)	0:11.70 (L800)
Top Speed [km/h] (Section)	65.6 (Overall)
Race State	Finished



Morphettville Parks-Professional-2025-08-06

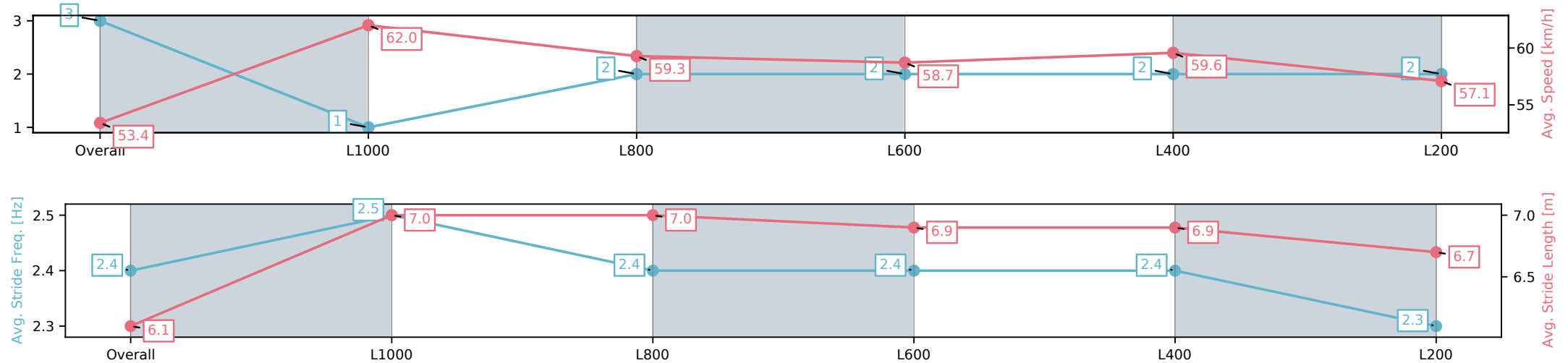
Race 1: Sportsbet Jockey Watch Three-Year-Old Maiden Plate - 1250m

06 August 2025 - 12:10PM

Track Rating: Soft 6, Weather: Overcast, Rail Position: +6m Entire



Section	Overall	L1000	L800	L600	L400	L200
Section Times	1:17.80[3] (0:16.89)	1:00.91[1] (0:11.70)	0:49.21[2] (0:12.20)	0:37.01[2] (0:12.31)	0:24.70[2] (0:12.09)	0:12.61[2] (0:12.61)
Average Speed [km/h]	53.4	62.0	59.3	58.7	59.6	57.1
Top Speed [km/h]	65.6	64.3	60.9	59.9	61.0	59.7
Avg. Dist. to Rail [m]	5.6	1.8	1.2	0.9	0.6	1.9
Avg. Stride Freq. [Hz]	2.4	2.5	2.4	2.4	2.4	2.3
Avg. Stride Length [m]	6.1	7.0	7.0	6.9	6.9	6.7



[] Ranking at each section and finish
-:-:- No data available at this section
NA No data available

Horse/Jockey Name	OUI OUI MA CHERIE/Jason Holder
Finish Rank	4
Fastest Section Time (Section)	0:11.79 (L800)
Top Speed [km/h] (Section)	64.6 (Overall)
Race State	Finished



Morphettville Parks-Professional-2025-08-06

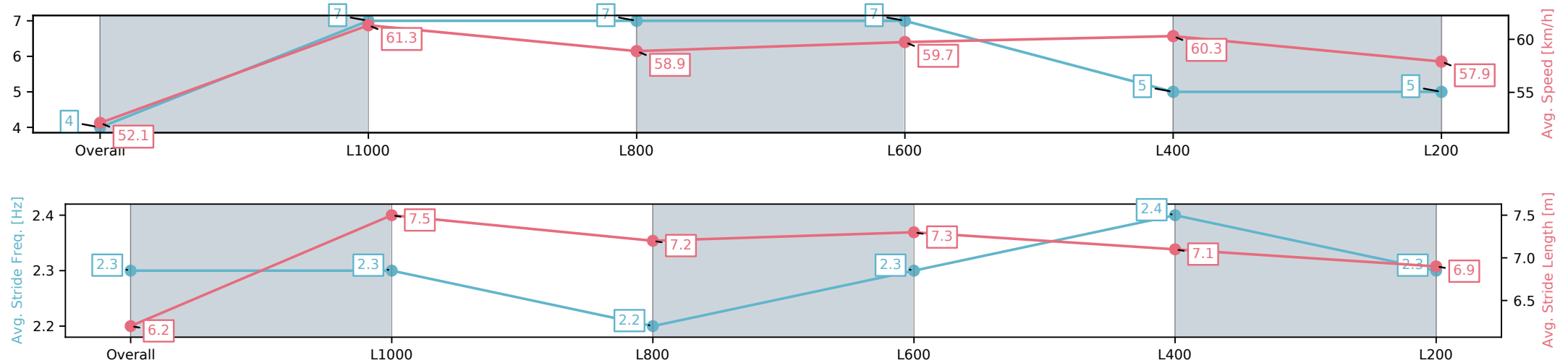
Race 1: Sportsbet Jockey Watch Three-Year-Old Maiden Plate - 1250m

06 August 2025 - 12:10PM

Track Rating: Soft 6, Weather: Overcast, Rail Position: +6m Entire



Section	Overall	L1000	L800	L600	L400	L200
Section Times	1:17.91[4] (0:17.28)	1:00.62[7] (0:11.79)	0:48.83[7] (0:12.25)	0:36.58[7] (0:12.15)	0:24.43[5] (0:12.04)	0:12.39[5] (0:12.39)
Average Speed [km/h]	52.1	61.3	58.9	59.7	60.3	57.9
Top Speed [km/h]	64.6	62.8	60.2	60.7	61.1	59.6
Avg. Dist. to Rail [m]	1.2	0.6	0.7	1.4	5.0	5.1
Avg. Stride Freq. [Hz]	2.3	2.3	2.2	2.3	2.4	2.3
Avg. Stride Length [m]	6.2	7.5	7.2	7.3	7.1	6.9



[] Ranking at each section and finish
-:-:- No data available at this section
NA No data available

Horse/Jockey Name	ROUSING REFRAIN/Jacob Opperman
Finish Rank	5
Fastest Section Time (Section)	0:11.78 (L800)
Top Speed [km/h] (Section)	64.0 (Overall)
Race State	Finished



Morphettville Parks-Professional-2025-08-06

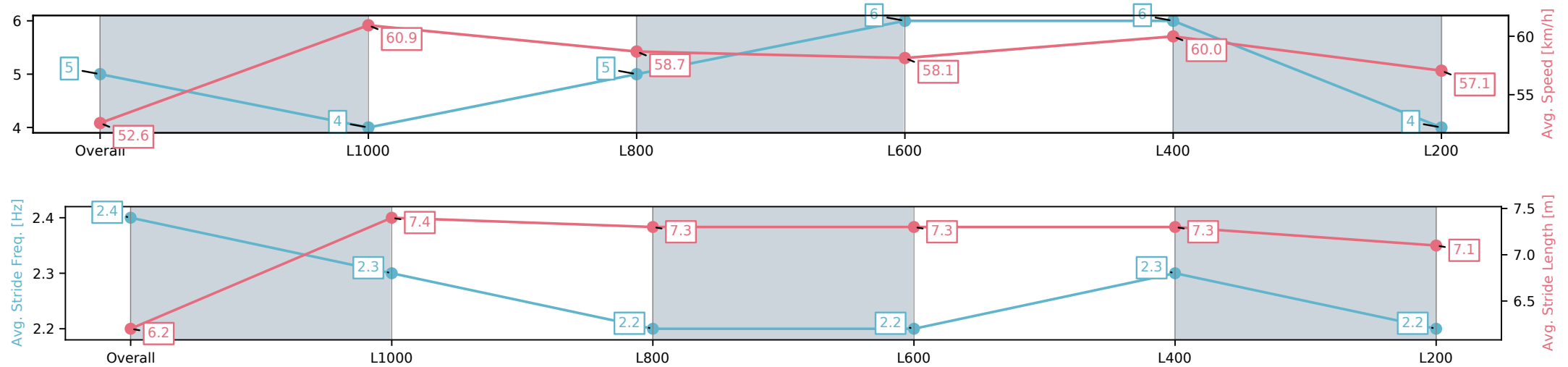
Race 1: Sportsbet Jockey Watch Three-Year-Old Maiden
Plate - 1250m

06 August 2025 - 12:10PM

Track Rating: Soft 6, Weather: Overcast, Rail Position: +6m Entire



Section	Overall	L1000	L800	L600	L400	L200
Section Times	1:18.09[5] (0:17.12)	1:00.97[4] (0:11.78)	0:49.19[5] (0:12.28)	0:36.91[6] (0:12.31)	0:24.60[6] (0:12.02)	0:12.58[4] (0:12.57)
Average Speed [km/h]	52.6	60.9	58.7	58.1	60.0	57.1
Top Speed [km/h]	64.0	62.6	60.1	59.3	60.4	60.4
Avg. Dist. to Rail [m]	2.2	0.4	0.3	0.9	0.7	1.7
Avg. Stride Freq. [Hz]	2.4	2.3	2.2	2.2	2.3	2.2
Avg. Stride Length [m]	6.2	7.4	7.3	7.3	7.3	7.1



Horse/Jockey Name	ELEGANT LILLY/Brooke King
Finish Rank	6
Fastest Section Time (Section)	0:11.61 (L800)
Top Speed [km/h] (Section)	66.3 (Overall)
Race State	Finished



Morphettville Parks-Professional-2025-08-06

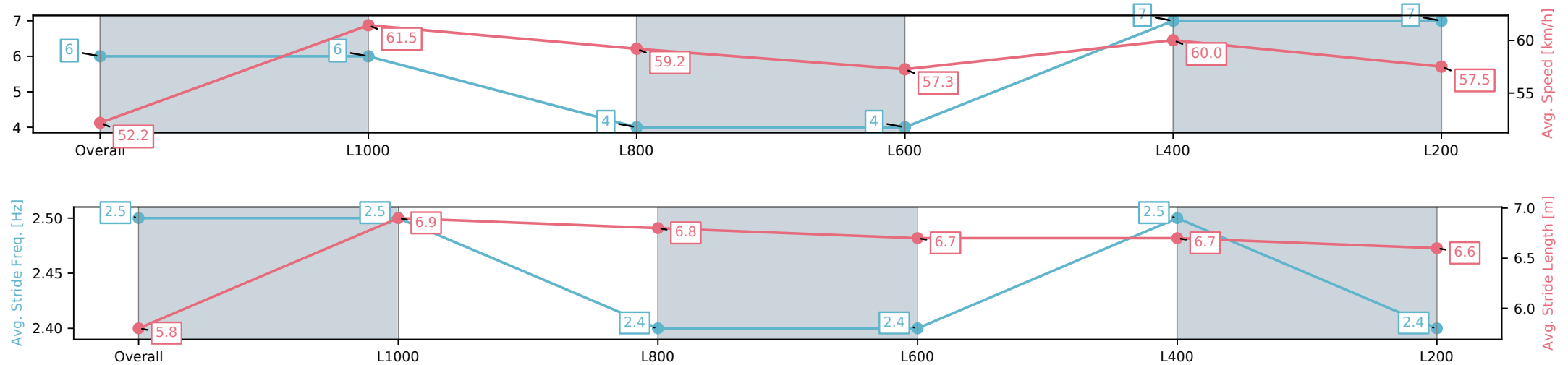
Race 1: Sportsbet Jockey Watch Three-Year-Old Maiden Plate - 1250m

06 August 2025 - 12:10PM

Track Rating: Soft 6, Weather: Overcast, Rail Position: +6m Entire



Section	Overall	L1000	L800	L600	L400	L200
Section Times	1:18.27[6] (0:17.26)	1:01.01[6] (0:11.61)	0:49.40[4] (0:12.17)	0:37.23[4] (0:12.67)	0:24.56[7] (0:12.05)	0:12.51[7] (0:12.51)
Average Speed [km/h]	52.2	61.5	59.2	57.3	60.0	57.5
Top Speed [km/h]	66.3	63.5	60.1	59.1	61.7	60.2
Avg. Dist. to Rail [m]	2.2	1.5	0.9	1.6	3.4	5.7
Avg. Stride Freq. [Hz]	2.5	2.5	2.4	2.4	2.5	2.4
Avg. Stride Length [m]	5.8	6.9	6.8	6.7	6.7	6.6



[] Ranking at each section and finish
-:-:- No data available at this section
NA No data available

Horse/Jockey Name	PEQUENA GOLD/Polly Brewster
Finish Rank	7
Fastest Section Time (Section)	0:11.89 (L800)
Top Speed [km/h] (Section)	66.4 (Overall)
Race State	Finished



Morphettville Parks-Professional-2025-08-06

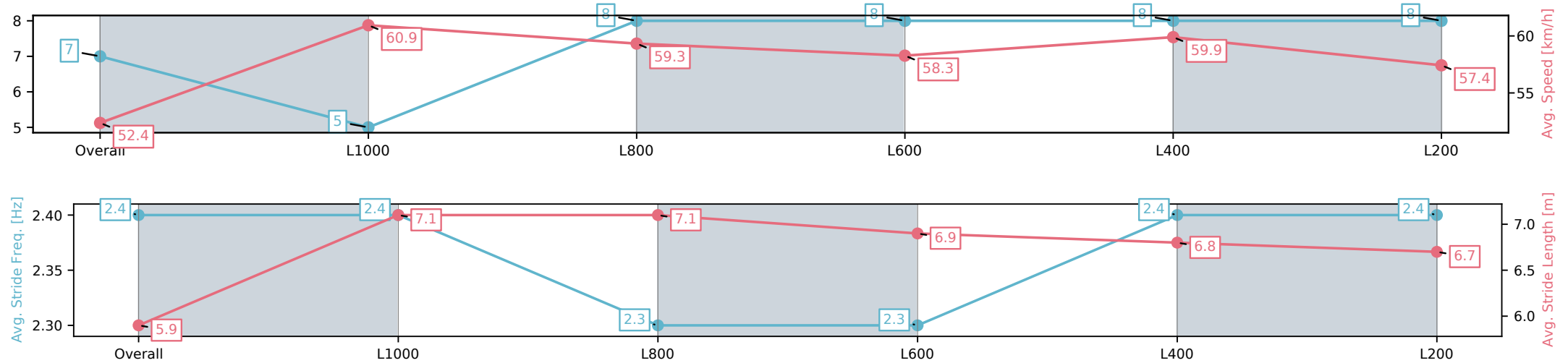
Race 1: Sportsbet Jockey Watch Three-Year-Old Maiden
Plate - 1250m

06 August 2025 - 12:10PM

Track Rating: Soft 6, Weather: Overcast, Rail Position: +6m Entire



Section	Overall	L1000	L800	L600	L400	L200
Section Times	1:18.38[7] (0:17.22)	1:01.16[5] (0:11.89)	0:49.27[8] (0:12.22)	0:37.05[8] (0:12.45)	0:24.60[8] (0:12.05)	0:12.55[8] (0:12.55)
Average Speed [km/h]	52.4	60.9	59.3	58.3	59.9	57.4
Top Speed [km/h]	66.4	63.8	60.7	60.3	61.9	59.6
Avg. Dist. to Rail [m]	4.3	1.2	1.9	1.4	1.8	0.3
Avg. Stride Freq. [Hz]	2.4	2.4	2.3	2.3	2.4	2.4
Avg. Stride Length [m]	5.9	7.1	7.1	6.9	6.8	6.7



[] Ranking at each section and finish
-:-:- No data available at this section
NA No data available

Horse/Jockey Name	JOSEPH'S GLORY/Taylor Johnstone
Finish Rank	8
Fastest Section Time (Section)	0:11.62 (L800)
Top Speed [km/h] (Section)	66.0 (Overall)
Race State	Finished



Morphettville Parks-Professional-2025-08-06

Race 1: Sportsbet Jockey Watch Three-Year-Old Maiden Plate - 1250m

06 August 2025 - 12:10PM

Track Rating: Soft 6, Weather: Overcast, Rail Position: +6m Entire



Section	Overall	L1000	L800	L600	L400	L200
Section Times	1:18.94[8] (0:17.04)	1:01.90[3] (0:11.62)	0:50.28[3] (0:12.28)	0:38.00[3] (0:12.39)	0:25.61[4] (0:12.33)	0:13.28[6] (0:13.28)
Average Speed [km/h]	52.9	63.1	58.8	58.6	58.8	54.1
Top Speed [km/h]	66.0	65.6	61.0	60.3	60.3	57.3
Avg. Dist. to Rail [m]	6.7	3.4	1.9	1.2	3.4	4.3
Avg. Stride Freq. [Hz]	2.4	2.4	2.3	2.2	2.3	2.2
Avg. Stride Length [m]	6.1	7.4	7.2	7.3	7.2	6.9

