



Morphettville-Professional-2025-07-26
Race 9: Grand Syndicates / Aaron Bain Racing Handicap - 1100m
26 July 2025 - 4:44PM



Track Rating: Heavy 10, Weather: Showers, Rail Position: True

Section Field Times							Overall	L1000	L800	L600	L400	L200		
							1:10.64 (0:08.59)	1:02.05 (0:11.22)	0:50.83 (0:11.33)	0:39.50 (0:12.28)	0:27.21 (0:13.26)	0:13.95 (0:13.95)		
Position	#	Horse/Jockey	Barrier	Top Speed [km/h]	Fastest Section	First 400m							Margin	Distance Travelled From Winner [m]
1	20	SOLAR MIST	15	66.2	0:11.41	0:26.35	1:10.64	1:01.56 [15]	0:49.91 [15]	0:38.50 [15]	0:26.51 [14]	0:13.88 [3]	1:10.64	
		Matthew Chadwick		1000-800	800-600		(0:09.08)	(0:11.65)	(0:11.41)	(0:11.99)	(0:12.63)	(0:13.88)		
2	12	PURFECT LINE	11	65.8	0:11.36	0:26.08	1:10.74	1:01.77 [11]	0:50.32 [13]	0:38.96 [13]	0:26.88 [12]	0:14.06 [1]	0.53L	-3
		Taylor Johnstone		1000-800	800-600		(0:08.97)	(0:11.45)	(0:11.36)	(0:12.08)	(0:12.82)	(0:14.06)		
3	5	COOL THE JETS	7	66.9	0:11.26	0:26.05	1:11.38	1:02.31 [13]	0:50.82 [14]	0:39.56 [14]	0:27.28 [13]	0:14.39 [6]	4.02L	-3
		Connor Murtagh		1000-800	800-600		(0:09.07)	(0:11.49)	(0:11.26)	(0:12.28)	(0:12.89)	(0:14.39)		
4	14	I AM PIKI	4	67.1	0:11.09	0:25.63	1:11.47	1:02.56 [9]	0:51.47 [5]	0:40.06 [6]	0:27.77 [7]	0:14.50 [5]	4.51L	-6
		Rochelle Milnes		1200-1000	1000-800		(0:08.91)	(0:11.09)	(0:11.41)	(0:12.28)	(0:13.27)	(0:14.50)		
5	18	ROCKTAGON	3	64.8	0:11.34	0:25.76	1:11.57	1:02.84 [3]	0:51.50 [7]	0:40.04 [10]	0:27.87 [8]	0:14.56 [7]	5.06L	-11
		Will Price		1200-1000	1000-800		(0:08.73)	(0:11.34)	(0:11.46)	(0:12.17)	(0:13.31)	(0:14.56)		
6	3	UP THE DEN	14	66.7	0:11.17	0:25.42	1:11.65	1:02.98 [2]	0:51.81 [2]	0:40.51 [2]	0:28.23 [1]	0:14.83 [4]	5.49L	-5
		Todd Pannell		1200-1000	1000-800		(0:08.67)	(0:11.17)	(0:11.30)	(0:12.28)	(0:13.40)	(0:14.83)		
7	4	MAGIC FIELD	12	66.6	0:11.30	0:25.76	1:11.80	1:02.99 [7]	0:51.69 [8]	0:40.39 [7]	0:28.09 [9]	0:14.69 [11]	6.35L	-2
		Luke Currie		1000-800	1000-800		(0:08.81)	(0:11.30)	(0:11.30)	(0:12.30)	(0:13.40)	(0:14.69)		
8	1	CALADAN	8	66.3	0:11.05	0:25.39	1:12.02	1:03.27 [4]	0:52.22 [1]	0:40.89 [1]	0:28.57 [2]	0:15.29 [2]	7.54L	-9
		Jake Toeroek		1200-1000	1000-800		(0:08.75)	(0:11.05)	(0:11.33)	(0:12.32)	(0:13.28)	(0:15.28)		
9	9	BLANC VISAGE	5	65.7	0:11.33	0:26.04	1:12.25	1:03.19 [12]	0:51.86 [12]	0:40.52 [12]	0:28.10 [15]	0:14.78 [15]	8.8L	-9
		Lachlan Neindorf		1000-800	1000-800		(0:09.06)	(0:11.33)	(0:11.34)	(0:12.42)	(0:13.32)	(0:14.78)		
10	17	CUBAN WATERS	9	65.8	0:11.23	0:25.63	1:12.29	1:03.49 [6]	0:52.26 [6]	0:40.83 [8]	0:28.44 [11]	0:14.96 [14]	8.99L	-7
		Teagan Voorham		1200-1000	1000-800		(0:08.80)	(0:11.23)	(0:11.43)	(0:12.39)	(0:13.48)	(0:14.96)		

Scratched: Ice Symphony (#2), Nostryia (#7), El Capony (#10), Meh Keffi (#16), Millivoy (#19)

Report Created: Sat 26 July 2025 17:39:28 GMT+10 (Note: Timing is based on positional data)

Page 1/17

[] Position in running at each section and finish
-:-:- No data available at this section
NA No data available
█ Background shading for fastest section

Saddle cloth number
DNF Did not finish
DNT Did not track



Morphettville-Professional-2025-07-26
Race 9: Grand Syndicates / Aaron Bain Racing Handicap - 1100m
26 July 2025 - 4:44PM

Track Rating: Heavy 10, Weather: Showers, Rail Position: True



Section

Field Times

Overall
1:10.64
(0:08.59)

L1000
1:02.05
(0:11.22)

L800
0:50.83
(0:11.33)

L600
0:39.50
(0:12.28)

L400
0:27.21
(0:13.26)

L200
0:13.95
(0:13.95)

Position	#	Horse/Jockey	Barrier	Top Speed [km/h]	Fastest Section	First 400m							Margin	Distance Travelled From Winner [m]
11	8	TAKING OMAHA	6	66.1	0:11.07	0:25.53	1:12.43	1:03.62 [8]	0:52.55 [4]	0:41.28 [3]	0:28.97 [3]	0:15.34 [10]	9.78L	-12
		Jason Holder		1000-800	1000-800		(0:08.81)	(0:11.07)	(0:11.27)	(0:12.31)	(0:13.63)	(0:15.34)		
12	11	HERE COMES HOGAN	13	67.3	0:11.25	0:25.86	1:12.44	1:03.37 [14]	0:52.12 [11]	0:40.82 [11]	0:28.69 [10]	0:15.35 [9]	9.84L	-1
		Jacob Opperman		1200-1000	1000-800		(0:09.07)	(0:11.25)	(0:11.30)	(0:12.13)	(0:13.34)	(0:15.35)		
13	13	SUN FLIPPER	1	65.3	0:11.28	0:25.53	1:12.60	1:04.02 [1]	0:52.73 [3]	0:41.30 [4]	0:29.01 [5]	0:15.42 [12]	10.71L	-16
		Justin Potter		1200-1000	1000-800		(0:08.57)	(0:11.28)	(0:11.43)	(0:12.28)	(0:13.59)	(0:15.42)		
14	6	HOT OFF	10	66.0	0:11.17	0:25.76	1:12.75	1:03.79 [10]	0:52.62 [9]	0:41.36 [5]	0:29.18 [4]	0:15.71 [8]	11.5L	-6
		Jessica Tzaferis		1000-800	1000-800		(0:08.96)	(0:11.17)	(0:11.26)	(0:12.18)	(0:13.47)	(0:15.71)		
15	15	ALOHA BLUE	2	65.5	0:11.25	0:25.85	1:12.79	1:04.01 [5]	0:52.53 [10]	0:41.28 [9]	0:29.10 [6]	0:15.54 [13]	11.73L	-14
		Alana Livesey		1000-800	800-600		(0:08.78)	(0:11.48)	(0:11.25)	(0:12.18)	(0:13.56)	(0:15.54)		

Scratched: Ice Symphony (#2), Nostyria (#7), El Capony (#10), Meh Keffi (#16), Millivoy (#19)

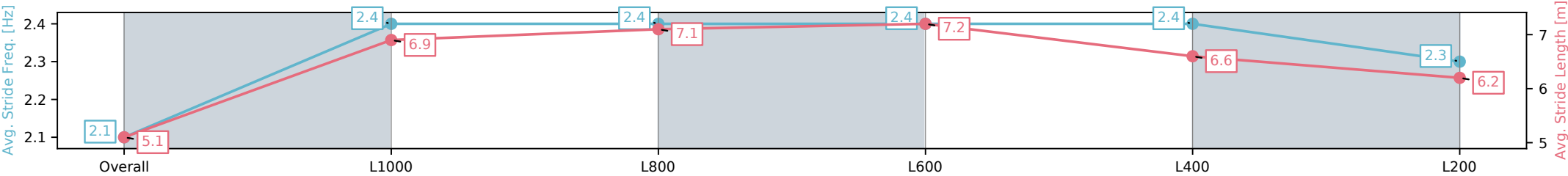

Horse/Jockey Name	SOLAR MIST/Matthew Chadwick
Finish Rank	1
Fastest Section Time (Section)	0:11.41 (L800)
Top Speed [km/h] (Section)	66.2 (L1000)
Race State	Finished



Morphettville-Professional-2025-07-26
Race 9: Grand Syndicates / Aaron Bain Racing Handicap - 1100m
26 July 2025 - 4:44PM
Track Rating: Heavy 10, Weather: Showers, Rail Position: True



Section	Overall	L1000	L800	L600	L400	L200
Section Times	1:10.64[1] (0:09.08)	1:01.56[15] (0:11.65)	0:49.91[15] (0:11.41)	0:38.50[15] (0:11.99)	0:26.51[14] (0:12.63)	0:13.88[3] (0:13.88)
Average Speed [km/h]	39.6	61.8	65.2	63.1	58.1	51.9
Top Speed [km/h]	58.7	65.2	66.2	64.8	60.7	55.7
Avg. Dist. to Rail [m]	16.0	12.3	9.1	9.4	15.5	19.7
Avg. Stride Freq. [Hz]	2.1	2.4	2.4	2.4	2.4	2.3
Avg. Stride Length [m]	5.1	6.9	7.1	7.2	6.6	6.2



[] Ranking at each section and finish
-:-:- No data available at this section
NA No data available

Horse/Jockey Name	PURFECT LINE/Taylor Johnstone
Finish Rank	2
Fastest Section Time (Section)	0:11.36 (L800)
Top Speed [km/h] (Section)	65.8 (L1000)
Race State	Finished



Morphettville-Professional-2025-07-26

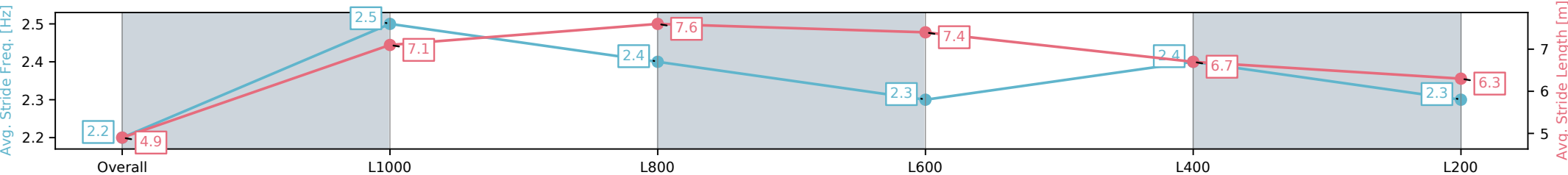

Race 9: Grand Syndicates / Aaron Bain Racing Handicap - 1100m

26 July 2025 - 4:44PM

Track Rating: Heavy 10, Weather: Showers, Rail Position: True



Section	Overall	L1000	L800	L600	L400	L200
Section Times	1:10.74[2] (0:08.97)	1:01.77[11] (0:11.45)	0:50.32[13] (0:11.36)	0:38.96[13] (0:12.08)	0:26.88[12] (0:12.82)	0:14.06[1] (0:14.06)
Average Speed [km/h]	40.1	62.9	65.2	62.0	57.1	51.2
Top Speed [km/h]	58.9	64.7	65.8	64.2	59.7	55.0
Avg. Dist. to Rail [m]	12.7	10.3	7.8	7.9	13.3	17.5
Avg. Stride Freq. [Hz]	2.2	2.5	2.4	2.3	2.4	2.3
Avg. Stride Length [m]	4.9	7.1	7.6	7.4	6.7	6.3



[] Ranking at each section and finish
-:-:- No data available at this section
NA No data available

Horse/Jockey Name	COOL THE JETS/Connor Murtagh
Finish Rank	3
Fastest Section Time (Section)	0:11.26 (L800)
Top Speed [km/h] (Section)	66.9 (L1000)
Race State	Finished



Morphettville-Professional-2025-07-26

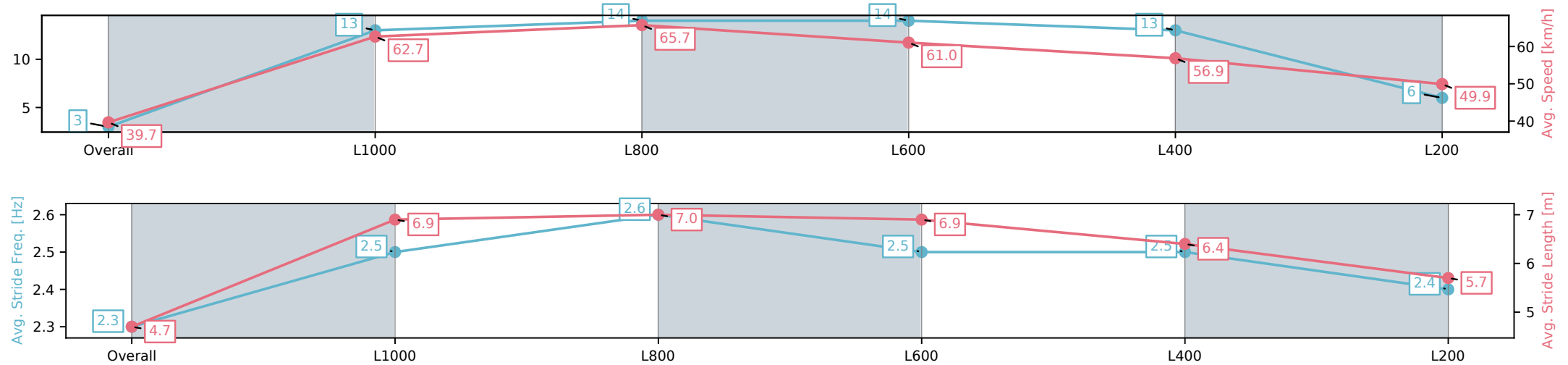
Race 9: Grand Syndicates / Aaron Bain Racing Handicap - 1100m

26 July 2025 - 4:44PM

Track Rating: Heavy 10, Weather: Showers, Rail Position: True



Section	Overall	L1000	L800	L600	L400	L200
Section Times	1:11.38[3] (0:09.07)	1:02.31[13] (0:11.49)	0:50.82[14] (0:11.26)	0:39.56[14] (0:12.28)	0:27.28[13] (0:12.89)	0:14.39[6] (0:14.39)
Average Speed [km/h]	39.7	62.7	65.7	61.0	56.9	49.9
Top Speed [km/h]	60.0	64.3	66.9	64.5	59.1	56.8
Avg. Dist. to Rail [m]	9.4	8.4	7.3	8.1	13.4	17.5
Avg. Stride Freq. [Hz]	2.3	2.5	2.6	2.5	2.5	2.4
Avg. Stride Length [m]	4.7	6.9	7.0	6.9	6.4	5.7



[] Ranking at each section and finish
-:-:- No data available at this section
NA No data available

Horse/Jockey Name	I AM PIKI/Rochelle Milnes
Finish Rank	4
Fastest Section Time (Section)	0:11.09 (L1000)
Top Speed [km/h] (Section)	67.1 (Overall)
Race State	Finished



Morphettville-Professional-2025-07-26

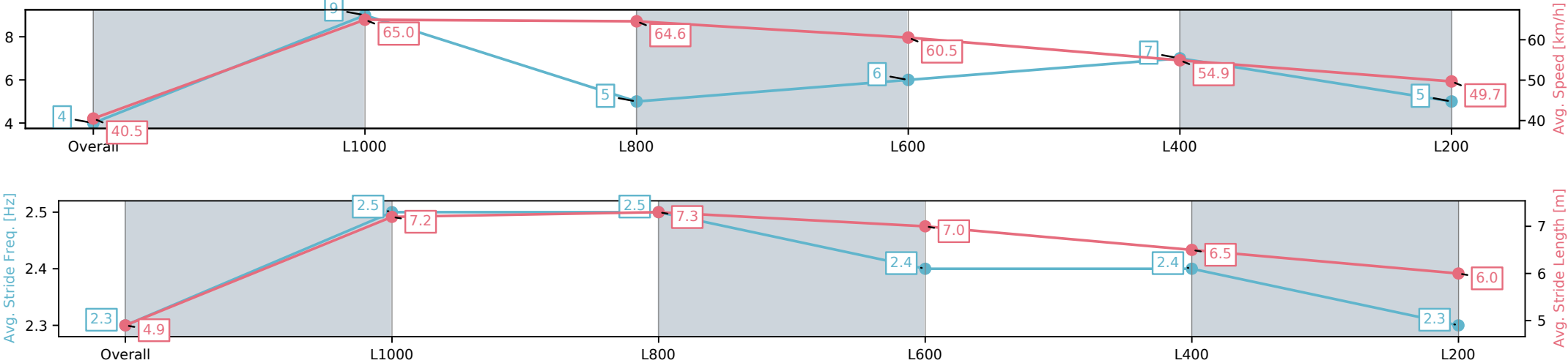
Race 9: Grand Syndicates / Aaron Bain Racing Handicap - 1100m

26 July 2025 - 4:44PM

Track Rating: Heavy 10, Weather: Showers, Rail Position: True



Section	Overall	L1000	L800	L600	L400	L200
Section Times	1:11.47[4] (0:08.91)	1:02.56[9] (0:11.09)	0:51.47[5] (0:11.41)	0:40.06[6] (0:12.28)	0:27.77[7] (0:13.27)	0:14.50[5] (0:14.50)
Average Speed [km/h]	40.5	65.0	64.6	60.5	54.9	49.7
Top Speed [km/h]	61.6	67.1	65.9	63.5	57.2	52.9
Avg. Dist. to Rail [m]	5.8	6.8	6.8	6.3	9.0	13.8
Avg. Stride Freq. [Hz]	2.3	2.5	2.5	2.4	2.4	2.3
Avg. Stride Length [m]	4.9	7.2	7.3	7.0	6.5	6.0



[] Ranking at each section and finish
-:-:- No data available at this section
NA No data available

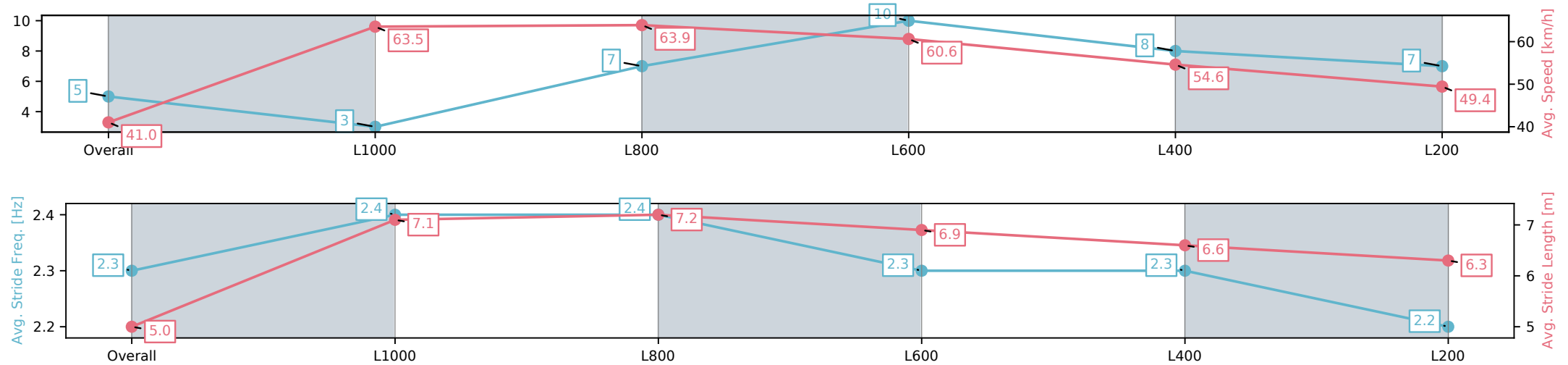
Horse/Jockey Name	ROCKTAGON/Will Price
Finish Rank	5
Fastest Section Time (Section)	0:11.34 (L1000)
Top Speed [km/h] (Section)	64.8 (Overall)
Race State	Finished



Morphettville-Professional-2025-07-26
Race 9: Grand Syndicates / Aaron Bain Racing Handicap - 1100m
26 July 2025 - 4:44PM
Track Rating: Heavy 10, Weather: Showers, Rail Position: True



Section	Overall	L1000	L800	L600	L400	L200
Section Times	1:11.57[5] (0:08.73)	1:02.84[3] (0:11.34)	0:51.50[7] (0:11.46)	0:40.04[10] (0:12.17)	0:27.87[8] (0:13.31)	0:14.56[7] (0:14.56)
Average Speed [km/h]	41.0	63.5	63.9	60.6	54.6	49.4
Top Speed [km/h]	61.2	64.8	64.4	63.7	58.5	52.2
Avg. Dist. to Rail [m]	5.4	5.4	4.6	4.9	7.6	10.6
Avg. Stride Freq. [Hz]	2.3	2.4	2.4	2.3	2.3	2.2
Avg. Stride Length [m]	5.0	7.1	7.2	6.9	6.6	6.3



[] Ranking at each section and finish
-:-:- No data available at this section
NA No data available

Horse/Jockey Name	UP THE DEN/Todd Pannell
Finish Rank	6
Fastest Section Time (Section)	0:11.17 (L1000)
Top Speed [km/h] (Section)	66.7 (Overall)
Race State	Finished



Morphettville-Professional-2025-07-26

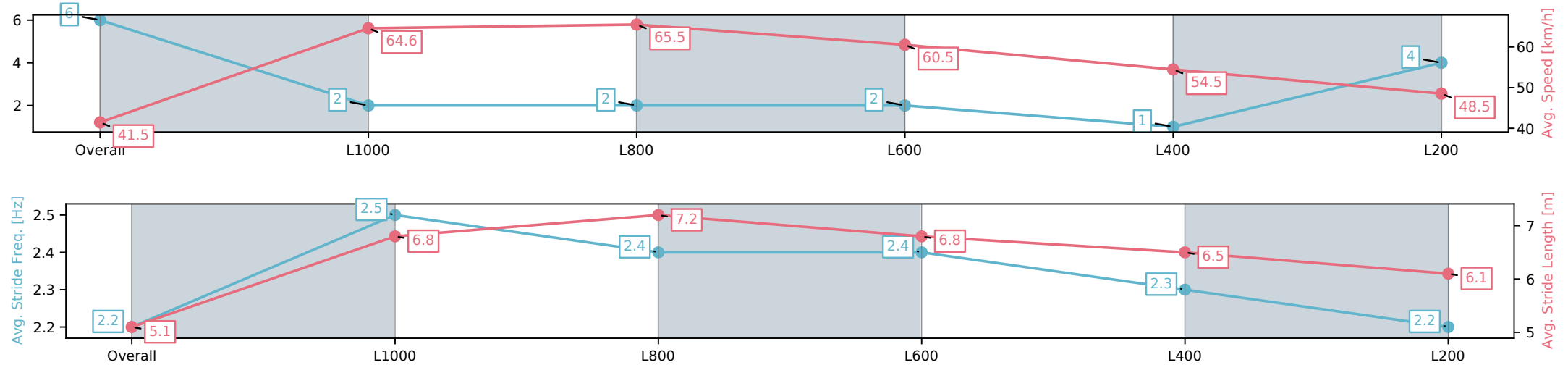
Race 9: Grand Syndicates / Aaron Bain Racing Handicap - 1100m



26 July 2025 - 4:44PM

Track Rating: Heavy 10, Weather: Showers, Rail Position: True

Section	Overall	L1000	L800	L600	L400	L200
Section Times	1:11.65[6] (0:08.67)	1:02.98[2] (0:11.17)	0:51.81[2] (0:11.30)	0:40.51[2] (0:12.28)	0:28.23[1] (0:13.40)	0:14.83[4] (0:14.83)
Average Speed [km/h]	41.5	64.6	65.5	60.5	54.5	48.5
Top Speed [km/h]	61.6	66.7	66.3	64.1	57.9	51.3
Avg. Dist. to Rail [m]	15.1	12.3	7.6	6.5	8.7	11.8
Avg. Stride Freq. [Hz]	2.2	2.5	2.4	2.4	2.3	2.2
Avg. Stride Length [m]	5.1	6.8	7.2	6.8	6.5	6.1



[] Ranking at each section and finish
-:-:- No data available at this section
NA No data available

Horse/Jockey Name	MAGIC FIELD/Luke Currie
Finish Rank	7
Fastest Section Time (Section)	0:11.30 (L1000)
Top Speed [km/h] (Section)	66.6 (L1000)
Race State	Finished



Morphettville-Professional-2025-07-26

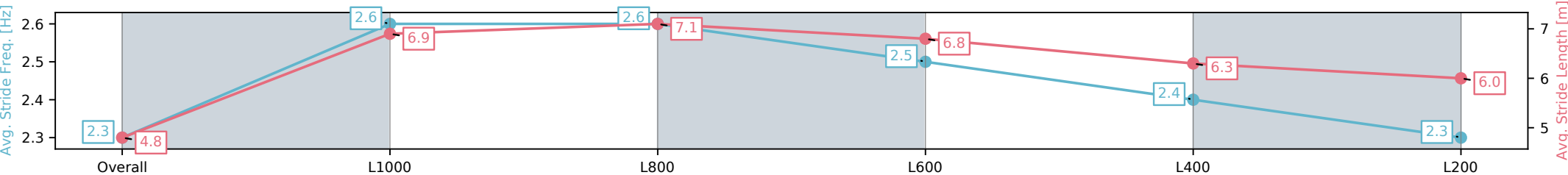
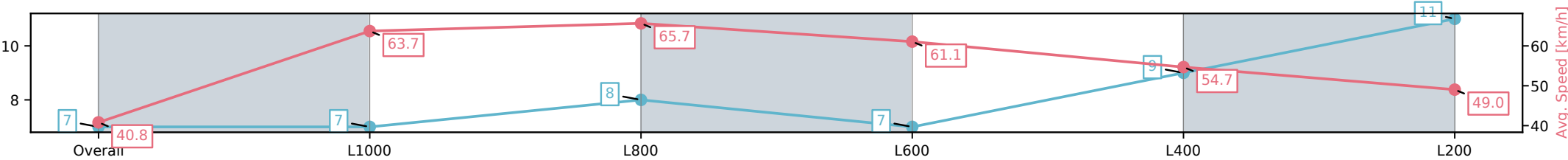
Race 9: Grand Syndicates / Aaron Bain Racing Handicap - 1100m

26 July 2025 - 4:44PM

Track Rating: Heavy 10, Weather: Showers, Rail Position: True



Section	Overall	L1000	L800	L600	L400	L200
Section Times	1:11.80[7] (0:08.81)	1:02.99[7] (0:11.30)	0:51.69[8] (0:11.30)	0:40.39[7] (0:12.30)	0:28.09[9] (0:13.40)	0:14.69[11] (0:14.69)
Average Speed [km/h]	40.8	63.7	65.7	61.1	54.7	49.0
Top Speed [km/h]	59.5	66.5	66.6	65.2	57.4	50.9
Avg. Dist. to Rail [m]	13.4	10.3	7.7	8.6	11.9	16.1
Avg. Stride Freq. [Hz]	2.3	2.6	2.6	2.5	2.4	2.3
Avg. Stride Length [m]	4.8	6.9	7.1	6.8	6.3	6.0



[] Ranking at each section and finish
-:-:- No data available at this section
NA No data available

Horse/Jockey Name	CALADAN/Jake Toeroek
Finish Rank	8
Fastest Section Time (Section)	0:11.05 (L1000)
Top Speed [km/h] (Section)	66.3 (Overall)
Race State	Finished



Morphettville-Professional-2025-07-26

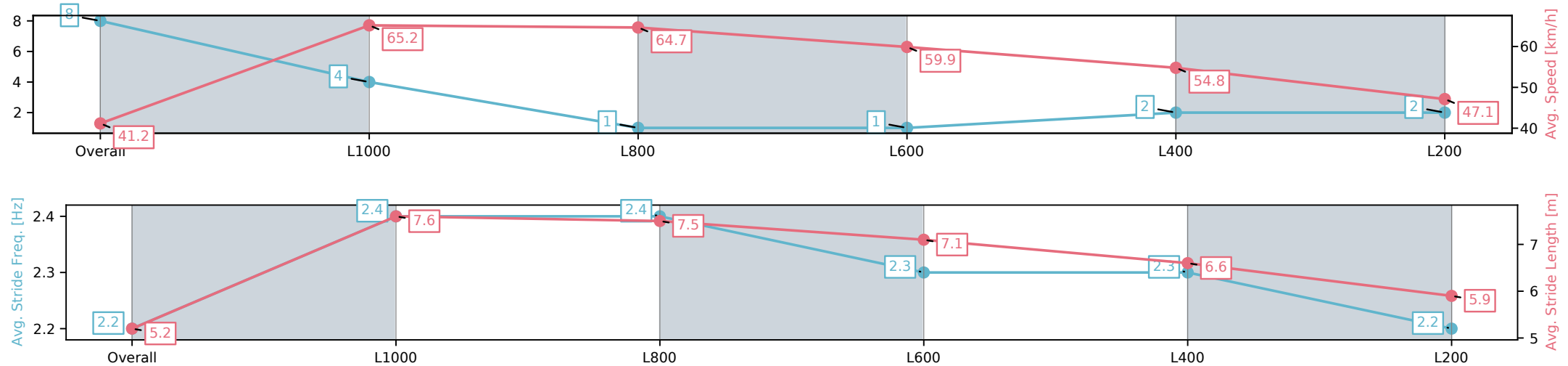
Race 9: Grand Syndicates / Aaron Bain Racing Handicap - 1100m

26 July 2025 - 4:44PM

Track Rating: Heavy 10, Weather: Showers, Rail Position: True



Section	Overall	L1000	L800	L600	L400	L200
Section Times	1:12.02[8] (0:08.75)	1:03.27[4] (0:11.05)	0:52.22[1] (0:11.33)	0:40.89[1] (0:12.32)	0:28.57[2] (0:13.28)	0:15.29[2] (0:15.28)
Average Speed [km/h]	41.2	65.2	64.7	59.9	54.8	47.1
Top Speed [km/h]	61.6	66.3	66.2	63.1	58.0	51.0
Avg. Dist. to Rail [m]	9.4	7.4	5.4	4.8	7.3	9.4
Avg. Stride Freq. [Hz]	2.2	2.4	2.4	2.3	2.3	2.2
Avg. Stride Length [m]	5.2	7.6	7.5	7.1	6.6	5.9



Horse/Jockey Name	BLANC VISAGE/Lachlan Neindorf
Finish Rank	9
Fastest Section Time (Section)	0:11.33 (L1000)
Top Speed [km/h] (Section)	65.7 (L1000)
Race State	Finished



Morphettville-Professional-2025-07-26

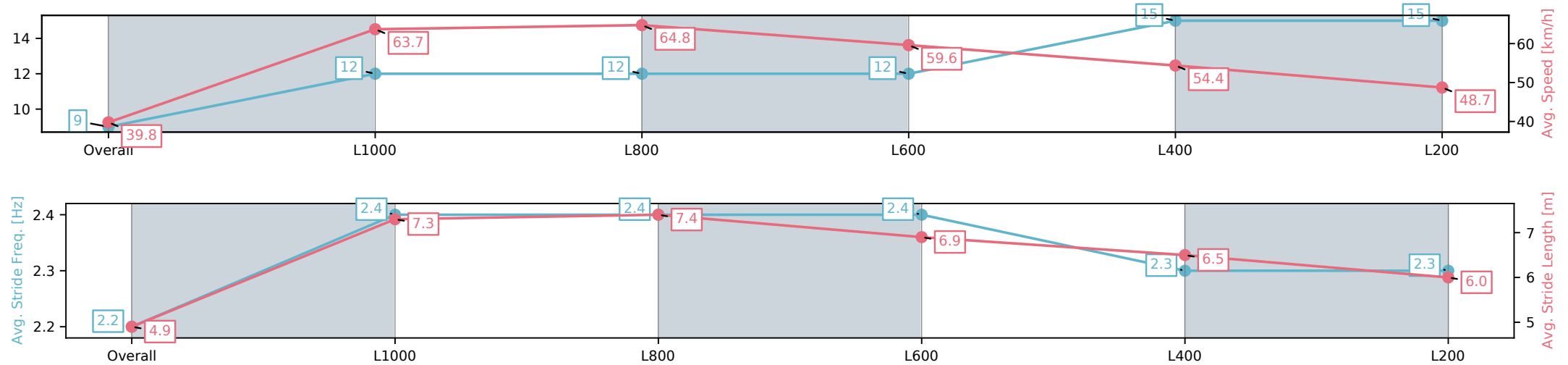
Race 9: Grand Syndicates / Aaron Bain Racing Handicap - 1100m

26 July 2025 - 4:44PM

Track Rating: Heavy 10, Weather: Showers, Rail Position: True



Section	Overall	L1000	L800	L600	L400	L200
Section Times	1:12.25[9] (0:09.06)	1:03.19[12] (0:11.33)	0:51.86[12] (0:11.34)	0:40.52[12] (0:12.42)	0:28.10[15] (0:13.32)	0:14.78[15] (0:14.78)
Average Speed [km/h]	39.8	63.7	64.8	59.6	54.4	48.7
Top Speed [km/h]	60.1	65.4	65.7	62.4	57.4	51.5
Avg. Dist. to Rail [m]	7.3	5.3	5.5	5.3	4.0	4.1
Avg. Stride Freq. [Hz]	2.2	2.4	2.4	2.4	2.3	2.3
Avg. Stride Length [m]	4.9	7.3	7.4	6.9	6.5	6.0



[] Ranking at each section and finish
-:-:- No data available at this section
NA No data available

Horse/Jockey Name	CUBAN WATERS/Teagan Voorham
Finish Rank	10
Fastest Section Time (Section)	0:11.23 (L1000)
Top Speed [km/h] (Section)	65.8 (Overall)
Race State	Finished



Morphettville-Professional-2025-07-26

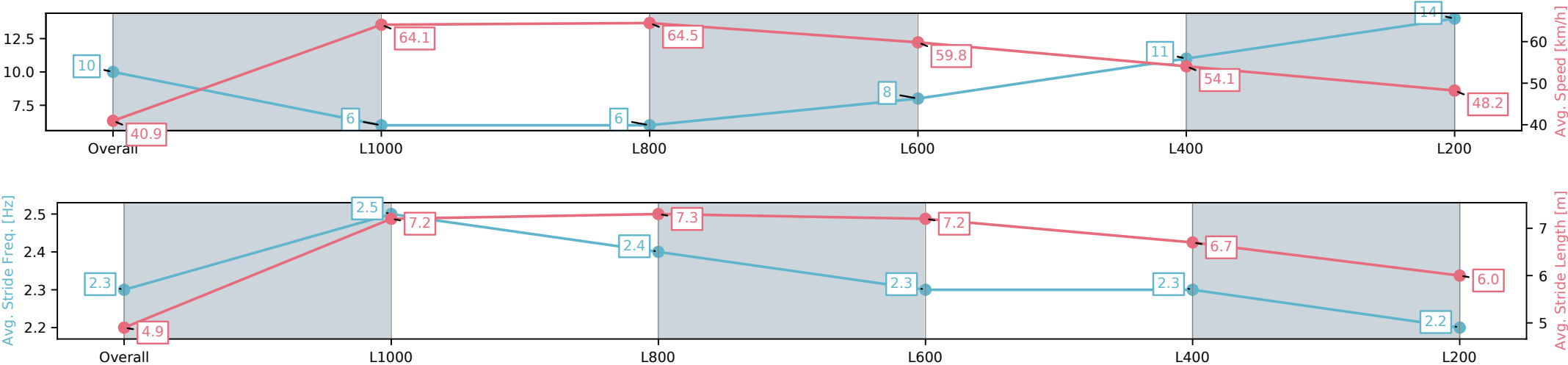
Race 9: Grand Syndicates / Aaron Bain Racing Handicap - 1100m

26 July 2025 - 4:44PM

Track Rating: Heavy 10, Weather: Showers, Rail Position: True



Section	Overall	L1000	L800	L600	L400	L200
Section Times	1:12.29[10] (0:08.80)	1:03.49[6] (0:11.23)	0:52.26[6] (0:11.43)	0:40.83[8] (0:12.39)	0:28.44[11] (0:13.48)	0:14.96[14] (0:14.96)
Average Speed [km/h]	40.9	64.1	64.5	59.8	54.1	48.2
Top Speed [km/h]	59.8	65.8	65.8	62.9	58.0	50.1
Avg. Dist. to Rail [m]	10.6	8.2	6.3	5.9	9.9	15.5
Avg. Stride Freq. [Hz]	2.3	2.5	2.4	2.3	2.3	2.2
Avg. Stride Length [m]	4.9	7.2	7.3	7.2	6.7	6.0



[] Ranking at each section and finish
-:-:- No data available at this section
NA No data available

Horse/Jockey Name	TAKING OMAHA/Jason Holder
Finish Rank	11
Fastest Section Time (Section)	0:11.07 (L1000)
Top Speed [km/h] (Section)	66.1 (L1000)
Race State	Finished



Morphettville-Professional-2025-07-26

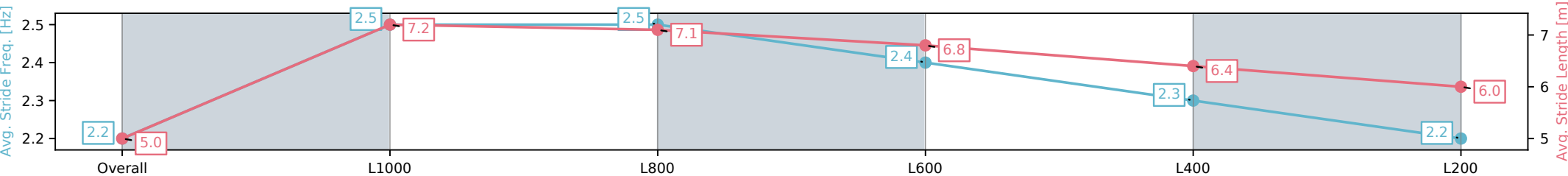
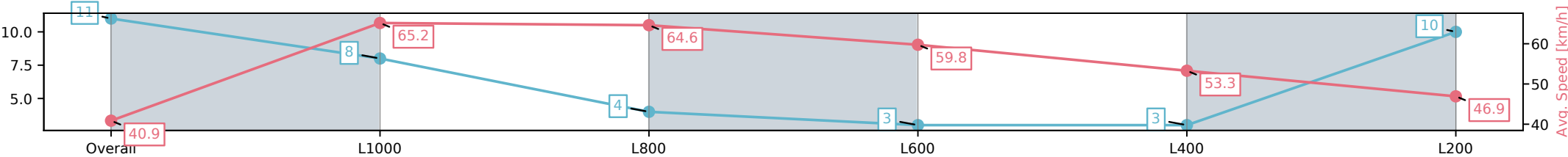
Race 9: Grand Syndicates / Aaron Bain Racing Handicap - 1100m

26 July 2025 - 4:44PM

Track Rating: Heavy 10, Weather: Showers, Rail Position: True



Section	Overall	L1000	L800	L600	L400	L200
Section Times	1:12.43[11] (0:08.81)	1:03.62[8] (0:11.07)	0:52.55[4] (0:11.27)	0:41.28[3] (0:12.31)	0:28.97[3] (0:13.63)	0:15.34[10] (0:15.34)
Average Speed [km/h]	40.9	65.2	64.6	59.8	53.3	46.9
Top Speed [km/h]	61.7	66.0	66.1	63.0	57.5	49.9
Avg. Dist. to Rail [m]	7.0	5.3	3.6	4.4	6.5	9.0
Avg. Stride Freq. [Hz]	2.2	2.5	2.5	2.4	2.3	2.2
Avg. Stride Length [m]	5.0	7.2	7.1	6.8	6.4	6.0



[] Ranking at each section and finish
-:-:- No data available at this section
NA No data available

Horse/Jockey Name	HERE COMES HOGAN/Jacob Opperman
Finish Rank	12
Fastest Section Time (Section)	0:11.25 (L1000)
Top Speed [km/h] (Section)	67.3 (Overall)
Race State	Finished



Morphettville-Professional-2025-07-26

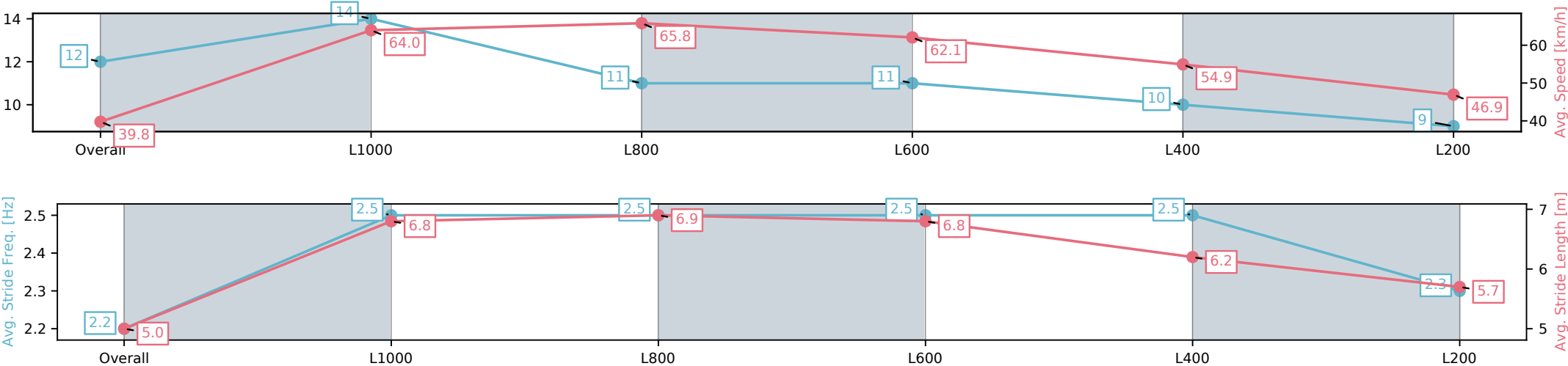
Race 9: Grand Syndicates / Aaron Bain Racing Handicap - 1100m

26 July 2025 - 4:44PM

Track Rating: Heavy 10, Weather: Showers, Rail Position: True



Section	Overall	L1000	L800	L600	L400	L200
Section Times	1:12.44[12] (0:09.07)	1:03.37[14] (0:11.25)	0:52.12[11] (0:11.30)	0:40.82[11] (0:12.13)	0:28.69[10] (0:13.34)	0:15.35[9] (0:15.35)
Average Speed [km/h]	39.8	64.0	65.8	62.1	54.9	46.9
Top Speed [km/h]	59.5	67.3	66.5	64.7	58.9	50.5
Avg. Dist. to Rail [m]	14.8	11.8	9.0	9.0	12.4	16.8
Avg. Stride Freq. [Hz]	2.2	2.5	2.5	2.5	2.5	2.3
Avg. Stride Length [m]	5.0	6.8	6.9	6.8	6.2	5.7



[] Ranking at each section and finish
-:-:- No data available at this section
NA No data available

Horse/Jockey Name	SUN FLIPPER/Justin Potter
Finish Rank	13
Fastest Section Time (Section)	0:11.28 (L1000)
Top Speed [km/h] (Section)	65.3 (Overall)
Race State	Finished



Morphettville-Professional-2025-07-26

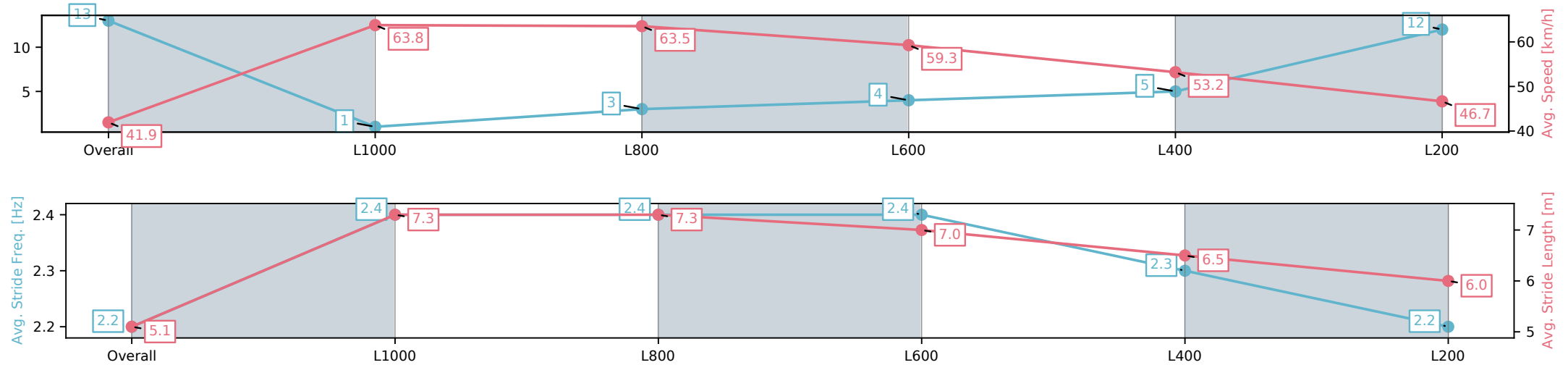
Race 9: Grand Syndicates / Aaron Bain Racing Handicap - 1100m

26 July 2025 - 4:44PM

Track Rating: Heavy 10, Weather: Showers, Rail Position: True



Section	Overall	L1000	L800	L600	L400	L200
Section Times	1:12.60[13] (0:08.57)	1:04.02[1] (0:11.28)	0:52.73[3] (0:11.43)	0:41.30[4] (0:12.28)	0:29.01[5] (0:13.59)	0:15.42[12] (0:15.42)
Average Speed [km/h]	41.9	63.8	63.5	59.3	53.2	46.7
Top Speed [km/h]	59.8	65.3	64.9	62.4	56.4	49.8
Avg. Dist. to Rail [m]	2.7	1.7	2.3	2.1	3.7	6.6
Avg. Stride Freq. [Hz]	2.2	2.4	2.4	2.4	2.3	2.2
Avg. Stride Length [m]	5.1	7.3	7.3	7.0	6.5	6.0



[] Ranking at each section and finish
-:-:- No data available at this section
NA No data available

Horse/Jockey Name	HOT OFF/Jessica Tzaferis
Finish Rank	14
Fastest Section Time (Section)	0:11.17 (L1000)
Top Speed [km/h] (Section)	66.0 (L1000)
Race State	Finished



Morphettville-Professional-2025-07-26

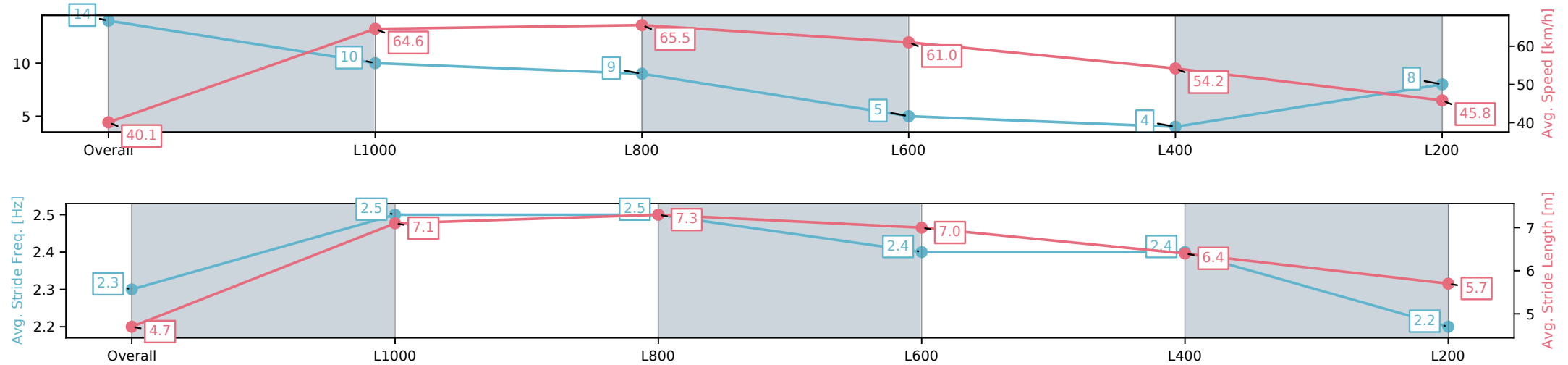
Race 9: Grand Syndicates / Aaron Bain Racing Handicap - 1100m

26 July 2025 - 4:44PM

Track Rating: Heavy 10, Weather: Showers, Rail Position: True



Section	Overall	L1000	L800	L600	L400	L200
Section Times	1:12.75[14] (0:08.96)	1:03.79[10] (0:11.17)	0:52.62[9] (0:11.26)	0:41.36[5] (0:12.18)	0:29.18[4] (0:13.47)	0:15.71[8] (0:15.71)
Average Speed [km/h]	40.1	64.6	65.5	61.0	54.2	45.8
Top Speed [km/h]	61.3	65.9	66.0	64.4	57.6	50.1
Avg. Dist. to Rail [m]	11.3	8.8	7.0	6.5	10.0	14.4
Avg. Stride Freq. [Hz]	2.3	2.5	2.5	2.4	2.4	2.2
Avg. Stride Length [m]	4.7	7.1	7.3	7.0	6.4	5.7



[] Ranking at each section and finish
-:-:- No data available at this section
NA No data available

Horse/Jockey Name	ALOHA BLUE/Alana Livesey
Finish Rank	15
Fastest Section Time (Section)	0:11.25 (L800)
Top Speed [km/h] (Section)	65.5 (L1000)
Race State	Finished



Morphettville-Professional-2025-07-26

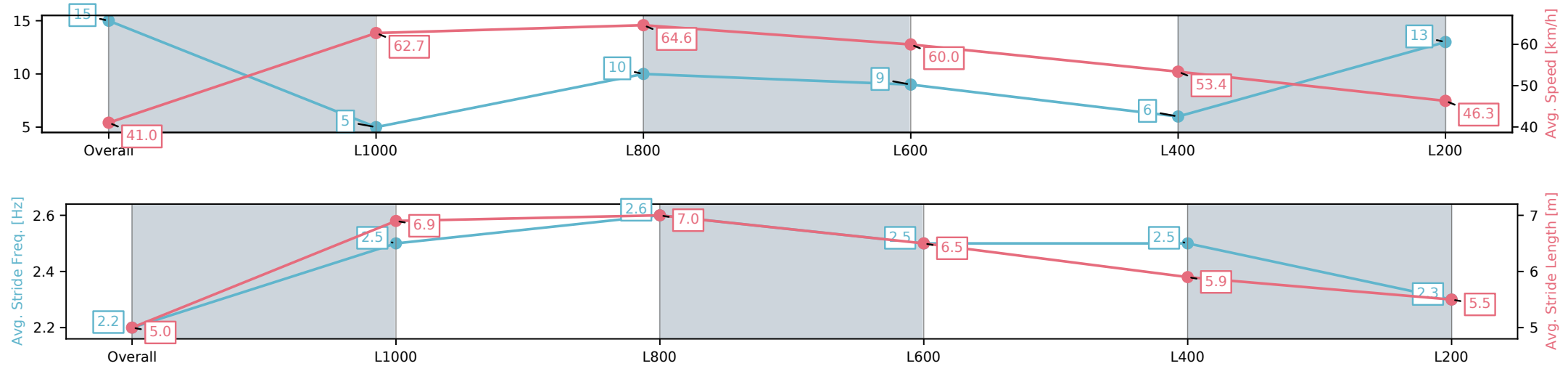
Race 9: Grand Syndicates / Aaron Bain Racing Handicap - 1100m

26 July 2025 - 4:44PM

Track Rating: Heavy 10, Weather: Showers, Rail Position: True



Section	Overall	L1000	L800	L600	L400	L200
Section Times	1:12.79[15] (0:08.78)	1:04.01[5] (0:11.48)	0:52.53[10] (0:11.25)	0:41.28[9] (0:12.18)	0:29.10[6] (0:13.56)	0:15.54[13] (0:15.54)
Average Speed [km/h]	41.0	62.7	64.6	60.0	53.4	46.3
Top Speed [km/h]	60.0	64.4	65.5	63.4	57.1	49.6
Avg. Dist. to Rail [m]	4.1	3.8	2.9	2.8	4.1	7.3
Avg. Stride Freq. [Hz]	2.2	2.5	2.6	2.5	2.5	2.3
Avg. Stride Length [m]	5.0	6.9	7.0	6.5	5.9	5.5



[] Ranking at each section and finish
-:-:- No data available at this section
NA No data available