



Morphettville-Professional-2025-07-26
Race 8: Sportsbet Lightning Stakes - 1050m
26 July 2025 - 4:10PM



Track Rating: Heavy 10, Weather: Showers, Rail Position: True

Section Field Times							Overall	L1000	L800	L600	L400	L200		
							1:05.73 (0:05.23)	1:00.50 (0:11.43)	0:49.07 (0:11.28)	0:37.79 (0:11.90)	0:25.89 (0:12.48)	0:13.41 (0:13.41)		
Position	#	Horse/Jockey	Barrier	Top Speed [km/h]	Fastest Section	First 400m							Margin	Distance Travelled From Winner [m]
1	13	CICALA	11	66.3	0:11.34	0:25.50	1:05.73	1:00.29 [6]	0:48.71 [7]	0:37.37 [6]	0:25.46 [5]	0:13.11 [3]	1:05.73	
		Rochelle Milnes		1000-800	800-600		(0:05.44)	(0:11.57)	(0:11.34)	(0:11.91)	(0:12.35)	(0:13.11)		
2	11	FIELDLO	9	66.7	0:11.27	0:25.17	1:05.75	1:00.53 [1]	0:48.86 [3]	0:37.59 [4]	0:25.59 [4]	0:13.23 [2]	0.16L	-2
		Luke Currie		1000-800	800-600		(0:05.22)	(0:11.67)	(0:11.27)	(0:12.00)	(0:12.36)	(0:13.23)		
3	1	SIR NOW	10	66.8	0:11.21	0:24.92	1:06.04	1:00.70 [4]	0:49.31 [2]	0:38.10 [1]	0:26.21 [1]	0:13.73 [1]	1.74L	-7
		Margaret Collett		1000-800	800-600		(0:05.34)	(0:11.39)	(0:11.21)	(0:11.89)	(0:12.48)	(0:13.73)		
4	3	COLMAR	6	65.7	0:11.36	0:25.53	1:06.34	1:00.76 [9]	0:49.13 [8]	0:37.77 [9]	0:25.82 [9]	0:13.41 [6]	3.35L	-5
		Connor Murtagh		1000-800	800-600		(0:05.57)	(0:11.63)	(0:11.36)	(0:11.95)	(0:12.41)	(0:13.41)		
5	5	MAJOR RUMBLE	8	66.4	0:11.42	0:25.37	1:06.99	1:01.53 [7]	0:49.97 [6]	0:38.55 [7]	0:26.52 [8]	0:13.90 [7]	6.92L	+2
		Todd Pannell		1000-800	800-600		(0:05.46)	(0:11.56)	(0:11.42)	(0:12.03)	(0:12.62)	(0:13.90)		
6	6	OVERFULL	12	66.7	0:11.31	0:24.98	1:07.22	1:01.99 [2]	0:50.57 [1]	0:39.26 [2]	0:27.24 [2]	0:14.38 [5]	8.18L	-1
		Lachlan Neindorf		1000-800	800-600		(0:05.23)	(0:11.42)	(0:11.31)	(0:12.02)	(0:12.86)	(0:14.38)		
7	2	SCAMPI	4	66.1	0:11.35	0:25.37	1:07.45	1:02.12 [3]	0:50.48 [5]	0:39.13 [5]	0:27.16 [6]	0:14.64 [4]	9.41L	-5
		Jordan Childs		1000-800	800-600		(0:05.33)	(0:11.64)	(0:11.35)	(0:11.97)	(0:12.52)	(0:14.64)		
8	12	DAISYDOO	1	66.0	0:11.32	0:25.62	1:07.57	1:02.02 [8]	0:50.35 [9]	0:39.03 [8]	0:27.13 [7]	0:14.20 [10]	10.05L	-13
		Sairyn Fawke		1000-800	800-600		(0:05.55)	(0:11.67)	(0:11.32)	(0:11.90)	(0:12.93)	(0:14.20)		
9	9	MADAME MASERATI	7	66.1	0:11.32	0:25.76	1:07.66	1:02.08 [9]	0:50.30 [11]	0:38.98 [11]	0:27.06 [10]	0:14.32 [9]	10.58L	-2
		Jason Holder		1000-800	800-600		(0:05.57)	(0:11.78)	(0:11.32)	(0:11.92)	(0:12.74)	(0:14.32)		
10	8	ALWAYS ENUFF	3	65.6	0:11.26	0:25.27	1:09.23	1:03.87 [5]	0:52.33 [4]	0:41.07 [3]	0:29.09 [3]	0:16.05 [8]	19.16L	-6
		Zac Spain		1000-800	800-600		(0:05.36)	(0:11.54)	(0:11.26)	(0:11.98)	(0:13.04)	(0:16.05)		

Scratched: Manolo Bling (#7), Prancing Diva (#14), Hello Romeo (#15), Conscience (#16)

Report Created: Sat 26 July 2025 16:55:34 GMT+10 (Note: Timing is based on positional data)

Page 1/14

[] Position in running at each section and finish
-:-:- No data available at this section
NA No data available
Saddle cloth number
DNF Did not finish
DNT Did not track
Background shading for fastest section



Morphettville-Professional-2025-07-26
Race 8: Sportsbet Lightning Stakes - 1050m
26 July 2025 - 4:10PM



Track Rating: Heavy 10, Weather: Showers, Rail Position: True

Section

Field Times

Overall

1:05.73

(0:05.23)

L1000

1:00.50

(0:11.43)

L800

0:49.07

(0:11.28)

L600

0:37.79

(0:11.90)

L400

0:25.89

(0:12.48)

L200

0:13.41

(0:13.41)

Position	#	Horse/Jockey	Barrier	Top Speed [km/h]	Fastest Section	First 400m							Margin	Distance Travelled From Winner [m]
11	4	DAPPER DARRI	5	66.4	0:11.43	0:25.56	1:11.74	1:05.98 [12]	0:54.51 [10]	0:43.08 [10]	0:30.85 [11]	0:17.76 [11]	32.87L	-7
		Liam Riordan		1200-1000	800-600		(0:05.76)	(0:11.47)	(0:11.43)	(0:12.23)	(0:13.09)	(0:17.76)		
12	10	OUT OF SQUARE	2	65.6	0:11.51	0:25.95	1:12.65	1:06.97 [11]	0:55.27 [12]	0:43.76 [12]	0:31.44 [12]	0:17.24 [12]	37.87L	-12
		Jake Toeroek		1200-1000	800-600		(0:05.68)	(0:11.70)	(0:11.51)	(0:12.32)	(0:14.20)	(0:17.24)		

Scratched: Manolo Bling (#7), Prancing Diva (#14), Hello Romeo (#15), Conscience (#16)

Horse/Jockey Name	CICALA/Rochelle Milnes
Finish Rank	1
Fastest Section Time (Section)	0:11.34 (L800)
Top Speed [km/h] (Section)	66.3 (L1000)
Race State	Finished



Morphettville-Professional-2025-07-26

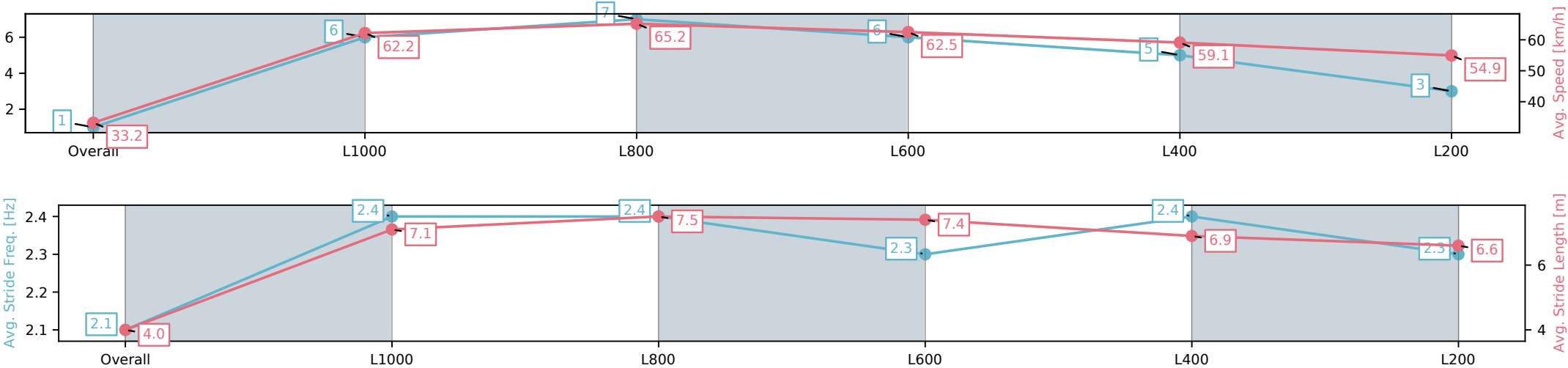
Race 8: Sportsbet Lightning Stakes - 1050m

26 July 2025 - 4:10PM

Track Rating: Heavy 10, Weather: Showers, Rail Position: True



Section	Overall	L1000	L800	L600	L400	L200
Section Times	1:05.73[1] (0:05.44)	1:00.29[6] (0:11.57)	0:48.71[7] (0:11.34)	0:37.37[6] (0:11.91)	0:25.46[5] (0:12.35)	0:13.11[3] (0:13.11)
Average Speed [km/h]	33.2	62.2	65.2	62.5	59.1	54.9
Top Speed [km/h]	53.1	65.0	66.3	65.4	60.6	57.6
Avg. Dist. to Rail [m]	11.9	9.9	7.4	6.4	12.3	18.9
Avg. Stride Freq. [Hz]	2.1	2.4	2.4	2.3	2.4	2.3
Avg. Stride Length [m]	4.0	7.1	7.5	7.4	6.9	6.6



[] Ranking at each section and finish
-:-:- No data available at this section
NA No data available

Horse/Jockey Name	FIELDDELO/Luke Currie
Finish Rank	2
Fastest Section Time (Section)	0:11.27 (L800)
Top Speed [km/h] (Section)	66.7 (L1000)
Race State	Finished



Morphettville-Professional-2025-07-26

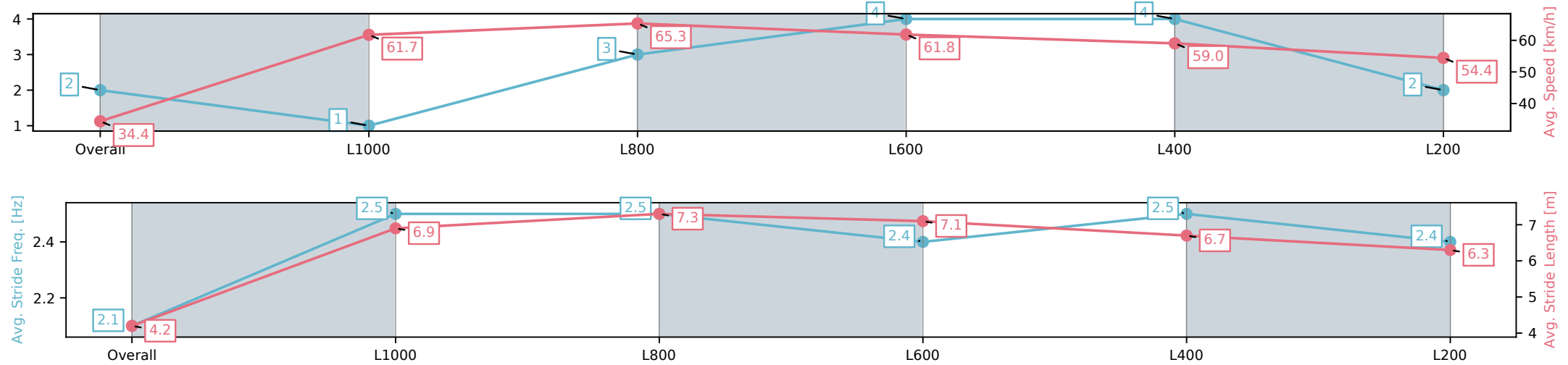
Race 8: Sportsbet Lightning Stakes - 1050m

26 July 2025 - 4:10PM

Track Rating: Heavy 10, Weather: Showers, Rail Position: True



Section	Overall	L1000	L800	L600	L400	L200
Section Times	1:05.75[2] (0:05.22)	1:00.53[1] (0:11.67)	0:48.86[3] (0:11.27)	0:37.59[4] (0:12.00)	0:25.59[4] (0:12.36)	0:13.23[2] (0:13.23)
Average Speed [km/h]	34.4	61.7	65.3	61.8	59.0	54.4
Top Speed [km/h]	54.8	65.6	66.7	63.5	60.2	58.2
Avg. Dist. to Rail [m]	10.7	8.1	6.2	6.0	11.0	15.5
Avg. Stride Freq. [Hz]	2.1	2.5	2.5	2.4	2.5	2.4
Avg. Stride Length [m]	4.2	6.9	7.3	7.1	6.7	6.3



[] Ranking at each section and finish
-:-:- No data available at this section
NA No data available

Horse/Jockey Name	SIR NOW/Margaret Collett
Finish Rank	3
Fastest Section Time (Section)	0:11.21 (L800)
Top Speed [km/h] (Section)	66.8 (L1000)
Race State	Finished



Morphettville-Professional-2025-07-26

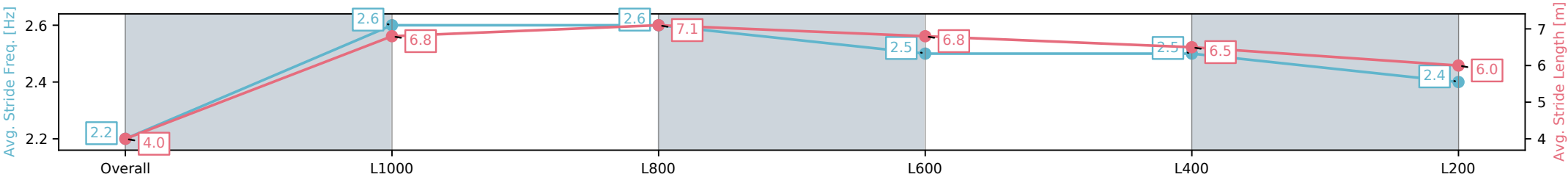
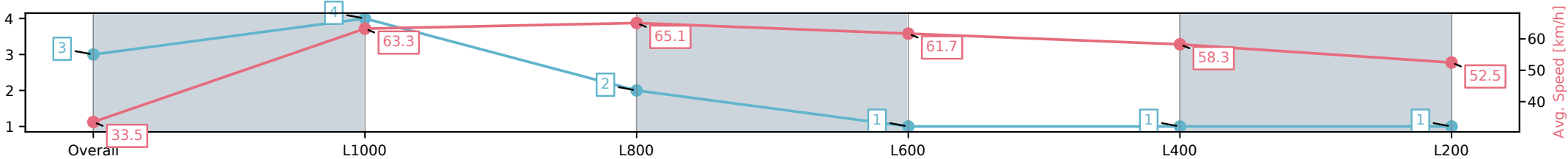
Race 8: Sportsbet Lightning Stakes - 1050m

26 July 2025 - 4:10PM

Track Rating: Heavy 10, Weather: Showers, Rail Position: True



Section	Overall	L1000	L800	L600	L400	L200
Section Times	1:06.04[3] (0:05.34)	1:00.70[4] (0:11.39)	0:49.31[2] (0:11.21)	0:38.10[1] (0:11.89)	0:26.21[1] (0:12.48)	0:13.73[1] (0:13.73)
Average Speed [km/h]	33.5	63.3	65.1	61.7	58.3	52.5
Top Speed [km/h]	56.6	65.6	66.8	64.0	60.6	55.1
Avg. Dist. to Rail [m]	10.7	7.8	3.8	3.6	9.2	13.5
Avg. Stride Freq. [Hz]	2.2	2.6	2.6	2.5	2.5	2.4
Avg. Stride Length [m]	4.0	6.8	7.1	6.8	6.5	6.0



[] Ranking at each section and finish
-:-:- No data available at this section
NA No data available

Horse/Jockey Name	COLMAR/Connor Murtagh
Finish Rank	4
Fastest Section Time (Section)	0:11.36 (L800)
Top Speed [km/h] (Section)	65.7 (L1000)
Race State	Finished



Morphettville-Professional-2025-07-26

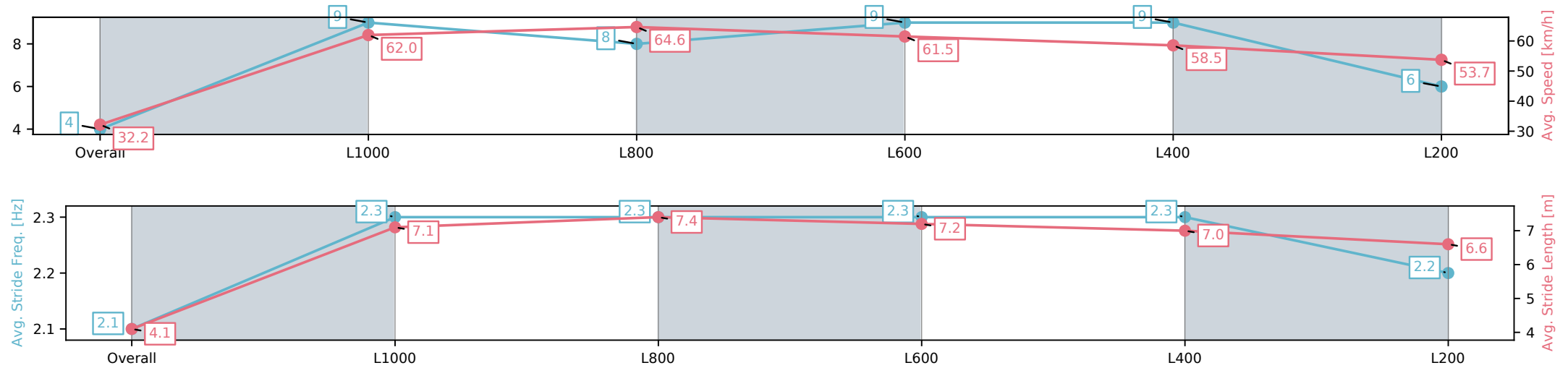
Race 8: Sportsbet Lightning Stakes - 1050m

26 July 2025 - 4:10PM

Track Rating: Heavy 10, Weather: Showers, Rail Position: True



Section	Overall	L1000	L800	L600	L400	L200
Section Times	1:06.34[4] (0:05.57)	1:00.76[9] (0:11.63)	0:49.13[8] (0:11.36)	0:37.77[9] (0:11.95)	0:25.82[9] (0:12.41)	0:13.41[6] (0:13.41)
Average Speed [km/h]	32.2	62.0	64.6	61.5	58.5	53.7
Top Speed [km/h]	53.7	64.9	65.7	63.7	60.1	55.3
Avg. Dist. to Rail [m]	8.0	8.0	5.8	3.9	8.7	13.0
Avg. Stride Freq. [Hz]	2.1	2.3	2.3	2.3	2.3	2.2
Avg. Stride Length [m]	4.1	7.1	7.4	7.2	7.0	6.6



[] Ranking at each section and finish
-:-:- No data available at this section
NA No data available

Horse/Jockey Name	MAJOR RUMBLE/Todd Pannell
Finish Rank	5
Fastest Section Time (Section)	0:11.42 (L800)
Top Speed [km/h] (Section)	66.4 (L1000)
Race State	Finished



Morphettville-Professional-2025-07-26

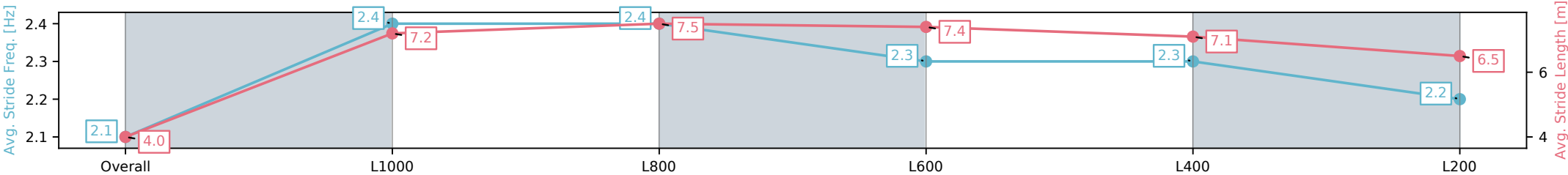
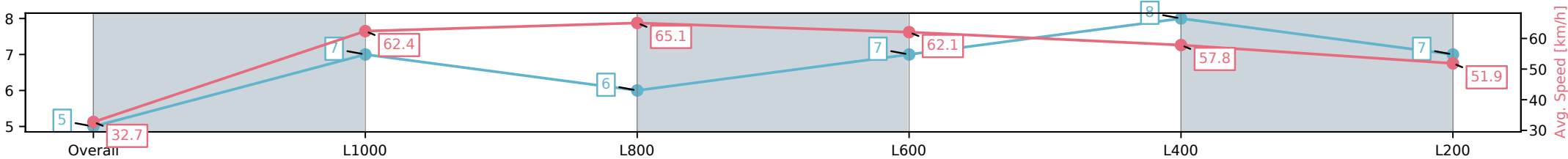
Race 8: Sportsbet Lightning Stakes - 1050m

26 July 2025 - 4:10PM

Track Rating: Heavy 10, Weather: Showers, Rail Position: True



Section	Overall	L1000	L800	L600	L400	L200
Section Times	1:06.99[5] (0:05.46)	1:01.53[7] (0:11.56)	0:49.97[6] (0:11.42)	0:38.55[7] (0:12.03)	0:26.52[8] (0:12.62)	0:13.90[7] (0:13.90)
Average Speed [km/h]	32.7	62.4	65.1	62.1	57.8	51.9
Top Speed [km/h]	52.8	65.8	66.4	63.6	60.8	55.0
Avg. Dist. to Rail [m]	9.5	8.8	8.1	7.5	11.3	17.7
Avg. Stride Freq. [Hz]	2.1	2.4	2.4	2.3	2.3	2.2
Avg. Stride Length [m]	4.0	7.2	7.5	7.4	7.1	6.5



[] Ranking at each section and finish
-:-:- No data available at this section
NA No data available

Horse/Jockey Name	OVERFULL/Lachlan Neindorf
Finish Rank	6
Fastest Section Time (Section)	0:11.31 (L800)
Top Speed [km/h] (Section)	66.7 (L1000)
Race State	Finished



Morphettville-Professional-2025-07-26

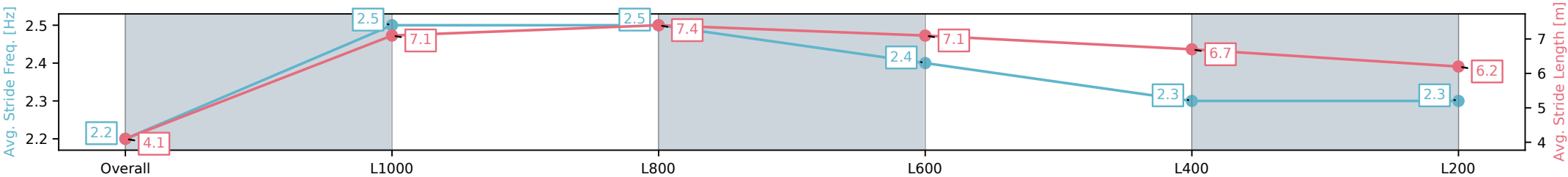
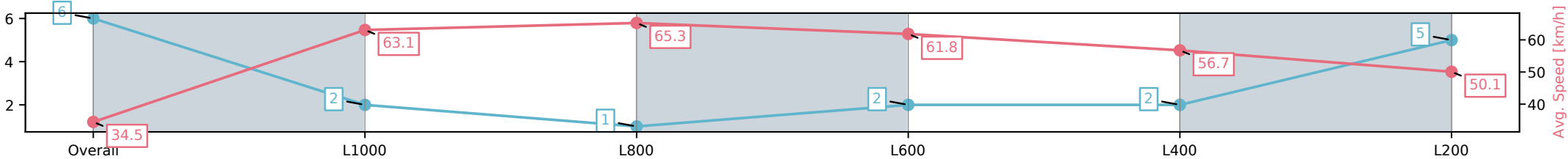
Race 8: Sportsbet Lightning Stakes - 1050m

26 July 2025 - 4:10PM

Track Rating: Heavy 10, Weather: Showers, Rail Position: True



Section	Overall	L1000	L800	L600	L400	L200
Section Times	1:07.22[6] (0:05.23)	1:01.99[2] (0:11.42)	0:50.57[1] (0:11.31)	0:39.26[2] (0:12.02)	0:27.24[2] (0:12.86)	0:14.38[5] (0:14.38)
Average Speed [km/h]	34.5	63.1	65.3	61.8	56.7	50.1
Top Speed [km/h]	55.1	65.3	66.7	63.7	59.5	53.8
Avg. Dist. to Rail [m]	13.3	11.1	6.7	6.3	11.1	14.5
Avg. Stride Freq. [Hz]	2.2	2.5	2.5	2.4	2.3	2.3
Avg. Stride Length [m]	4.1	7.1	7.4	7.1	6.7	6.2



[] Ranking at each section and finish
-:-:- No data available at this section
NA No data available

Horse/Jockey Name	SCAMPI/Jordan Childs
Finish Rank	7
Fastest Section Time (Section)	0:11.35 (L800)
Top Speed [km/h] (Section)	66.1 (L1000)
Race State	Finished



Morphettville-Professional-2025-07-26

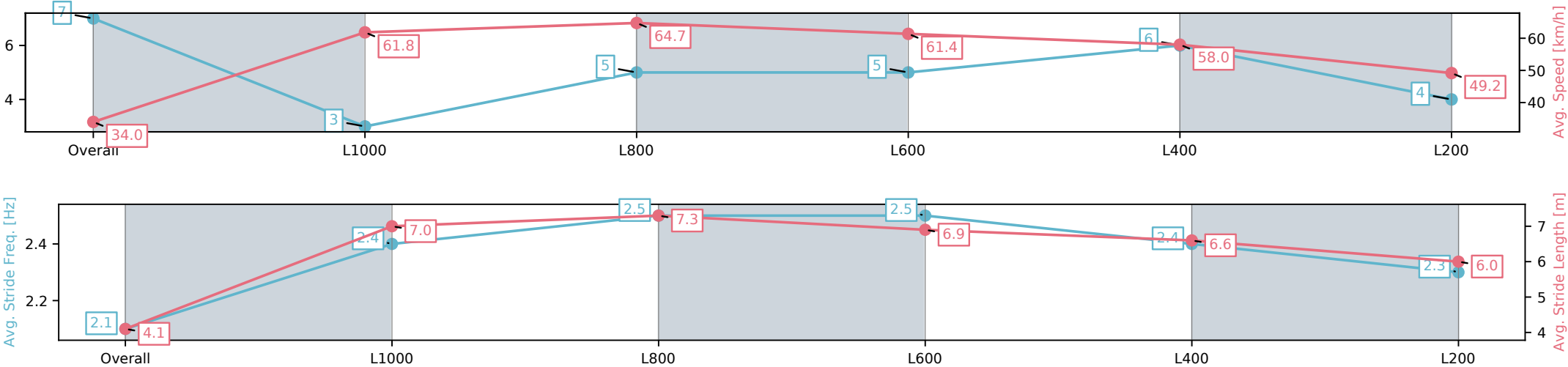
Race 8: Sportsbet Lightning Stakes - 1050m

26 July 2025 - 4:10PM

Track Rating: Heavy 10, Weather: Showers, Rail Position: True



Section	Overall	L1000	L800	L600	L400	L200
Section Times	1:07.45[7] (0:05.33)	1:02.12[3] (0:11.64)	0:50.48[5] (0:11.35)	0:39.13[5] (0:11.97)	0:27.16[6] (0:12.52)	0:14.64[4] (0:14.64)
Average Speed [km/h]	34.0	61.8	64.7	61.4	58.0	49.2
Top Speed [km/h]	54.3	65.6	66.1	64.1	61.4	53.8
Avg. Dist. to Rail [m]	5.3	5.6	5.0	3.9	8.0	11.4
Avg. Stride Freq. [Hz]	2.1	2.4	2.5	2.5	2.4	2.3
Avg. Stride Length [m]	4.1	7.0	7.3	6.9	6.6	6.0



[] Ranking at each section and finish
-:-:- No data available at this section
NA No data available

Horse/Jockey Name	DAISYDOO/Sairyn Fawke
Finish Rank	8
Fastest Section Time (Section)	0:11.32 (L800)
Top Speed [km/h] (Section)	66.0 (L1000)
Race State	Finished



Morphettville-Professional-2025-07-26

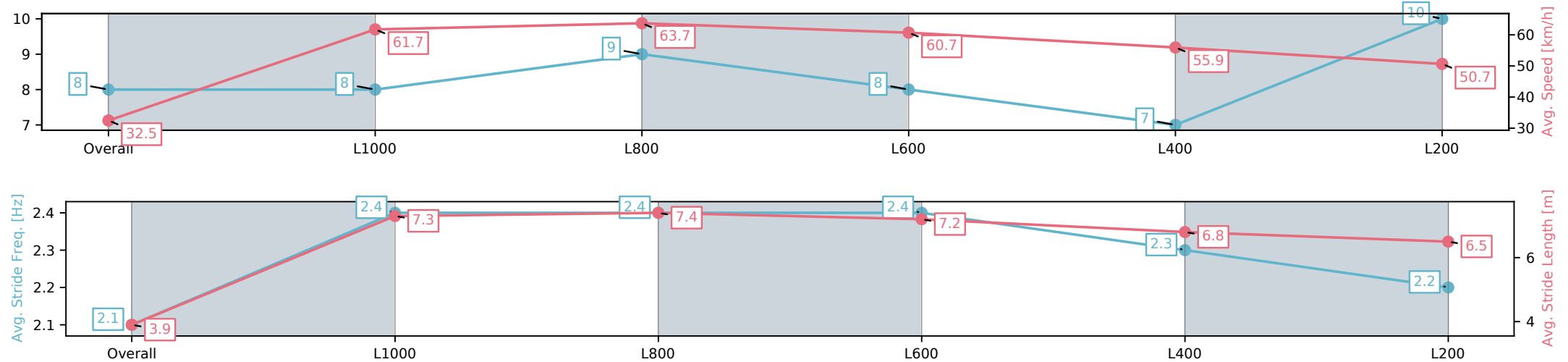
Race 8: Sportsbet Lightning Stakes - 1050m

26 July 2025 - 4:10PM

Track Rating: Heavy 10, Weather: Showers, Rail Position: True



Section	Overall	L1000	L800	L600	L400	L200
Section Times	1:07.57[8] (0:05.55)	1:02.02[8] (0:11.67)	0:50.35[9] (0:11.32)	0:39.03[8] (0:11.90)	0:27.13[7] (0:12.93)	0:14.20[10] (0:14.20)
Average Speed [km/h]	32.5	61.7	63.7	60.7	55.9	50.7
Top Speed [km/h]	54.7	65.1	66.0	62.8	58.7	52.3
Avg. Dist. to Rail [m]	3.1	2.7	1.0	0.6	5.3	10.6
Avg. Stride Freq. [Hz]	2.1	2.4	2.4	2.4	2.3	2.2
Avg. Stride Length [m]	3.9	7.3	7.4	7.2	6.8	6.5



[] Ranking at each section and finish
-:-:- No data available at this section
NA No data available

Horse/Jockey Name	MADAME MASERATI/Jason Holder
Finish Rank	9
Fastest Section Time (Section)	0:11.32 (L800)
Top Speed [km/h] (Section)	66.1 (L1000)
Race State	Finished



Morphettville-Professional-2025-07-26

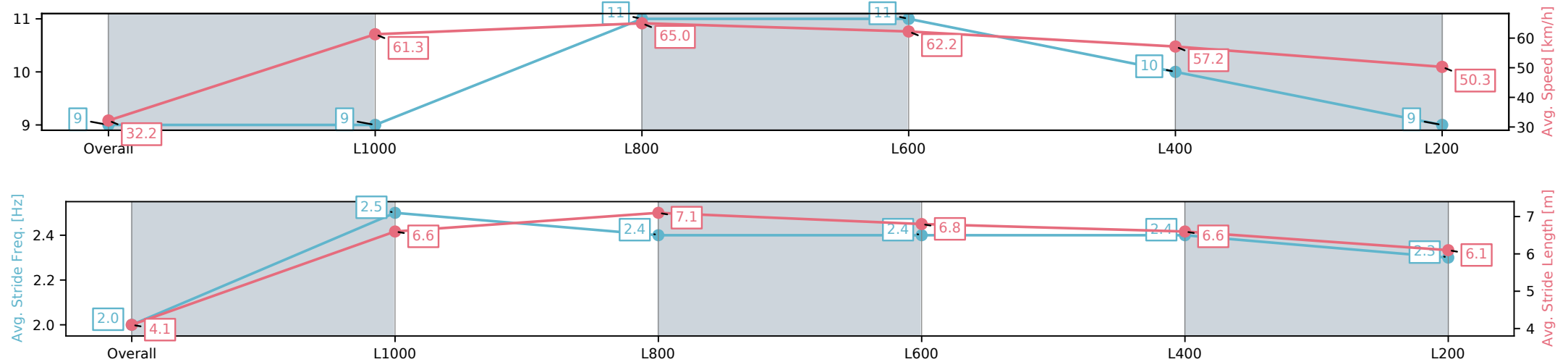
Race 8: Sportsbet Lightning Stakes - 1050m

26 July 2025 - 4:10PM

Track Rating: Heavy 10, Weather: Showers, Rail Position: True



Section	Overall	L1000	L800	L600	L400	L200
Section Times	1:07.66[9] (0:05.57)	1:02.08[9] (0:11.78)	0:50.30[11] (0:11.32)	0:38.98[11] (0:11.92)	0:27.06[10] (0:12.74)	0:14.32[9] (0:14.32)
Average Speed [km/h]	32.2	61.3	65.0	62.2	57.2	50.3
Top Speed [km/h]	51.1	65.5	66.1	64.1	59.6	53.5
Avg. Dist. to Rail [m]	9.1	9.2	6.7	5.9	10.2	13.4
Avg. Stride Freq. [Hz]	2.0	2.5	2.4	2.4	2.4	2.3
Avg. Stride Length [m]	4.1	6.6	7.1	6.8	6.6	6.1



[] Ranking at each section and finish
-:-:- No data available at this section
NA No data available

Horse/Jockey Name	ALWAYS ENUFF/Zac Spain
Finish Rank	10
Fastest Section Time (Section)	0:11.26 (L800)
Top Speed [km/h] (Section)	65.6 (L1000)
Race State	Finished



Morphettville-Professional-2025-07-26

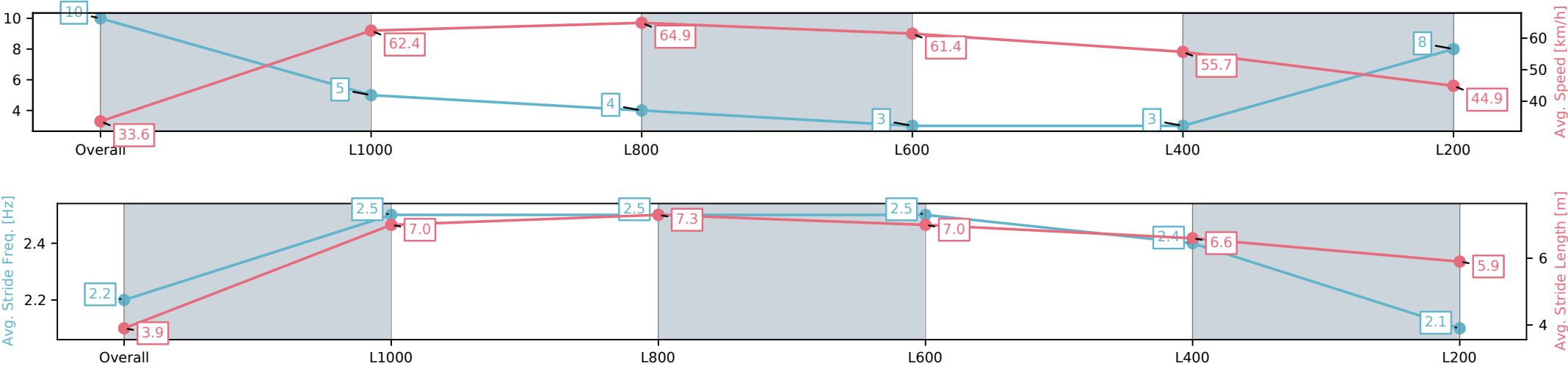
Race 8: Sportsbet Lightning Stakes - 1050m

26 July 2025 - 4:10PM

Track Rating: Heavy 10, Weather: Showers, Rail Position: True



Section	Overall	L1000	L800	L600	L400	L200
Section Times	1:09.23[10] (0:05.36)	1:03.87[5] (0:11.54)	0:52.33[4] (0:11.26)	0:41.07[3] (0:11.98)	0:29.09[3] (0:13.04)	0:16.05[8] (0:16.05)
Average Speed [km/h]	33.6	62.4	64.9	61.4	55.7	44.9
Top Speed [km/h]	54.0	65.3	65.6	64.3	59.1	50.3
Avg. Dist. to Rail [m]	5.3	5.6	4.1	4.1	7.9	12.4
Avg. Stride Freq. [Hz]	2.2	2.5	2.5	2.5	2.4	2.1
Avg. Stride Length [m]	3.9	7.0	7.3	7.0	6.6	5.9



[] Ranking at each section and finish
-:-:- No data available at this section
NA No data available

Horse/Jockey Name	DAPPER DARRI/Liam Riordan
Finish Rank	11
Fastest Section Time (Section)	0:11.43 (L800)
Top Speed [km/h] (Section)	66.4 (Overall)
Race State	Finished



Morphettville-Professional-2025-07-26

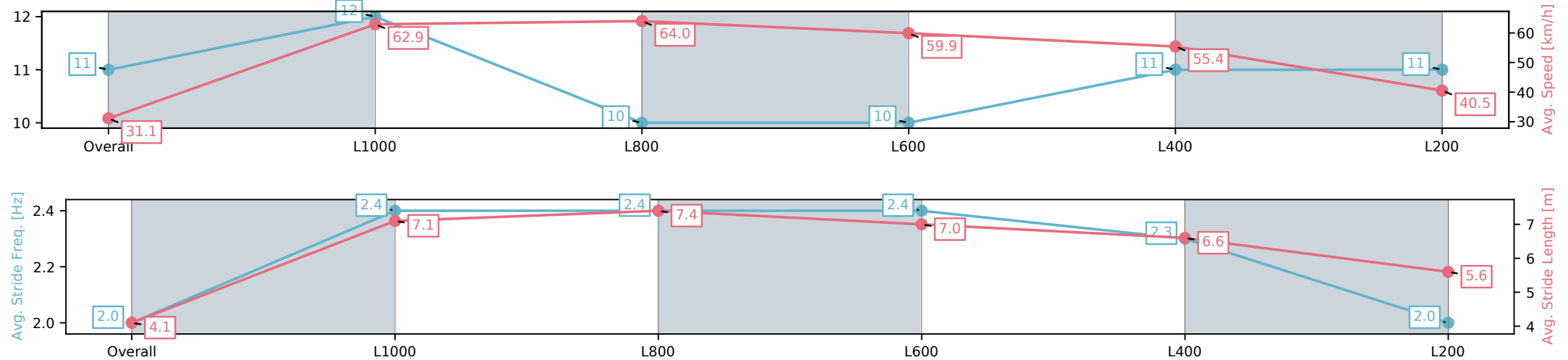
Race 8: Sportsbet Lightning Stakes - 1050m

26 July 2025 - 4:10PM

Track Rating: Heavy 10, Weather: Showers, Rail Position: True



Section	Overall	L1000	L800	L600	L400	L200
Section Times	1:11.74[11] (0:05.76)	1:05.98[12] (0:11.47)	0:54.51[10] (0:11.43)	0:43.08[10] (0:12.23)	0:30.85[11] (0:13.09)	0:17.76[11] (0:17.76)
Average Speed [km/h]	31.1	62.9	64.0	59.9	55.4	40.5
Top Speed [km/h]	53.5	66.4	65.7	62.7	57.9	52.0
Avg. Dist. to Rail [m]	6.7	6.7	4.9	3.5	5.9	11.2
Avg. Stride Freq. [Hz]	2.0	2.4	2.4	2.4	2.3	2.0
Avg. Stride Length [m]	4.1	7.1	7.4	7.0	6.6	5.6



[] Ranking at each section and finish
-:-:- No data available at this section
NA No data available

Horse/Jockey Name	OUT OF SQUARE/Jake Toeroek
Finish Rank	12
Fastest Section Time (Section)	0:11.51 (L800)
Top Speed [km/h] (Section)	65.6 (Overall)
Race State	Finished



Morphettville-Professional-2025-07-26

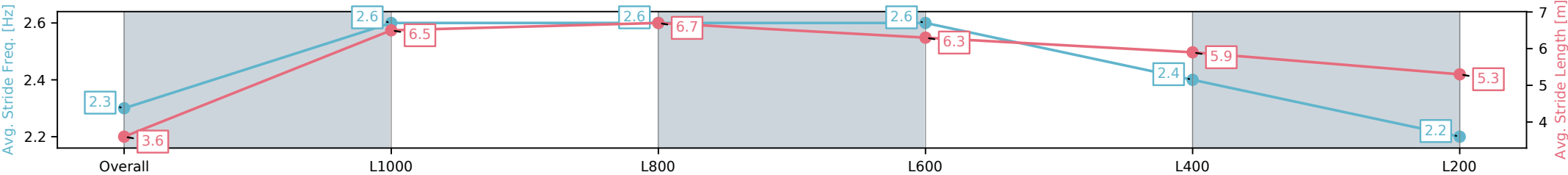
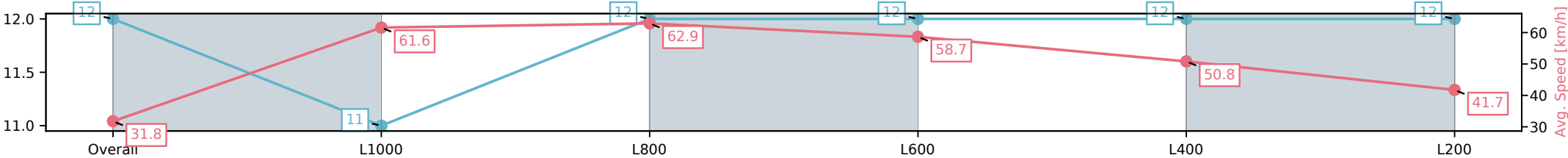
Race 8: Sportsbet Lightning Stakes - 1050m

26 July 2025 - 4:10PM

Track Rating: Heavy 10, Weather: Showers, Rail Position: True



Section	Overall	L1000	L800	L600	L400	L200
Section Times	1:12.65[12] (0:05.68)	1:06.97[11] (0:11.70)	0:55.27[12] (0:11.51)	0:43.76[12] (0:12.32)	0:31.44[12] (0:14.20)	0:17.24[12] (0:17.24)
Average Speed [km/h]	31.8	61.6	62.9	58.7	50.8	41.7
Top Speed [km/h]	54.3	65.6	65.5	61.4	56.7	45.6
Avg. Dist. to Rail [m]	2.9	3.8	2.5	0.9	3.0	6.3
Avg. Stride Freq. [Hz]	2.3	2.6	2.6	2.6	2.4	2.2
Avg. Stride Length [m]	3.6	6.5	6.7	6.3	5.9	5.3



[] Ranking at each section and finish
-:-:- No data available at this section
NA No data available