



Morphettville-Professional-2025-07-26

Race 2: Festival Hire Handicap - 1050m

26 July 2025 - 12:28PM

Track Rating: Heavy 9, Weather: Showers, Rail Position: True



Section

Field Times

							Overall	L1000	L800	L600	L400	L200		
							1:04.83 (0:05.49)	0:59.34 (0:11.17)	0:48.17 (0:10.97)	0:37.20 (0:11.56)	0:25.65 (0:12.53)	0:13.12 (0:13.12)		
Position	#	Horse/Jockey	Barrier	Top Speed [km/h]	Fastest Section	First 400m							Margin	Distance Travelled From Winner [m]
1	4	LINGANI	5	67.2	0:11.12	0:25.26	1:04.83	0:59.21 [5]	0:47.84 [3]	0:36.72 [3]	0:24.96 [3]	0:12.96 [2]	1:04.83	
		Taylor Johnstone		1000-800	800-600		(0:05.62)	(0:11.37)	(0:11.12)	(0:11.76)	(0:12.00)	(0:12.96)		
2	6	ZANTHRON	4	67.3	0:11.12	0:25.08	1:06.06	1:00.57 [1]	0:49.31 [2]	0:38.19 [2]	0:26.45 [2]	0:13.94 [3]	7.36L	-1
		Teagan Voorham		1200-1000	800-600		(0:05.49)	(0:11.26)	(0:11.12)	(0:11.74)	(0:12.51)	(0:13.94)		
3	5	SIXTEEN REASONS	1	66.3	0:11.21	0:25.50	1:06.08	1:00.48 [4]	0:48.91 [6]	0:37.70 [6]	0:25.86 [5]	0:13.49 [5]	7.43L	-2
		Rochelle Milnes		1200-1000	800-600		(0:05.60)	(0:11.56)	(0:11.21)	(0:11.84)	(0:12.37)	(0:13.49)		
4	8	THE GOV	3	67.9	0:10.97	0:24.90	1:06.11	1:00.61 [2]	0:49.46 [1]	0:38.49 [1]	0:26.93 [1]	0:14.40 [1]	7.63L	-2
		Alana Livesey		1200-1000	800-600		(0:05.50)	(0:11.15)	(0:10.97)	(0:11.56)	(0:12.53)	(0:14.40)		
5	2	EXTREMELY LUCKY	2	65.7	0:11.20	0:25.56	1:06.22	1:00.52 [7]	0:49.07 [5]	0:37.87 [4]	0:25.92 [6]	0:13.47 [6]	8.29L	-2
		Todd Pannell		1200-1000	800-600		(0:05.70)	(0:11.45)	(0:11.20)	(0:11.95)	(0:12.45)	(0:13.47)		
6	3	TWIN PERFECTION	7	66.0	0:11.36	0:25.56	1:06.46	1:00.94 [3]	0:49.46 [4]	0:38.10 [5]	0:26.37 [4]	0:13.96 [4]	9.74L	+0
		Lachlan Neindorf		1200-1000	800-600		(0:05.52)	(0:11.48)	(0:11.36)	(0:11.73)	(0:12.41)	(0:13.96)		
7	7	DIRECT	6	65.6	0:11.39	0:25.71	1:07.36	1:01.68 [6]	0:50.18 [7]	0:38.79 [7]	0:27.00 [7]	0:14.27 [7]	15.08L	+5
		Zac Spain		1200-1000	800-600		(0:05.68)	(0:11.50)	(0:11.39)	(0:11.79)	(0:12.73)	(0:14.27)		

Scratched: Queman (#1)

Horse/Jockey Name	LINGANI/Taylor Johnstone
Finish Rank	1
Fastest Section Time (Section)	0:11.12 (L800)
Top Speed [km/h] (Section)	67.2 (L1000)
Race State	Finished



Morphettville-Professional-2025-07-26

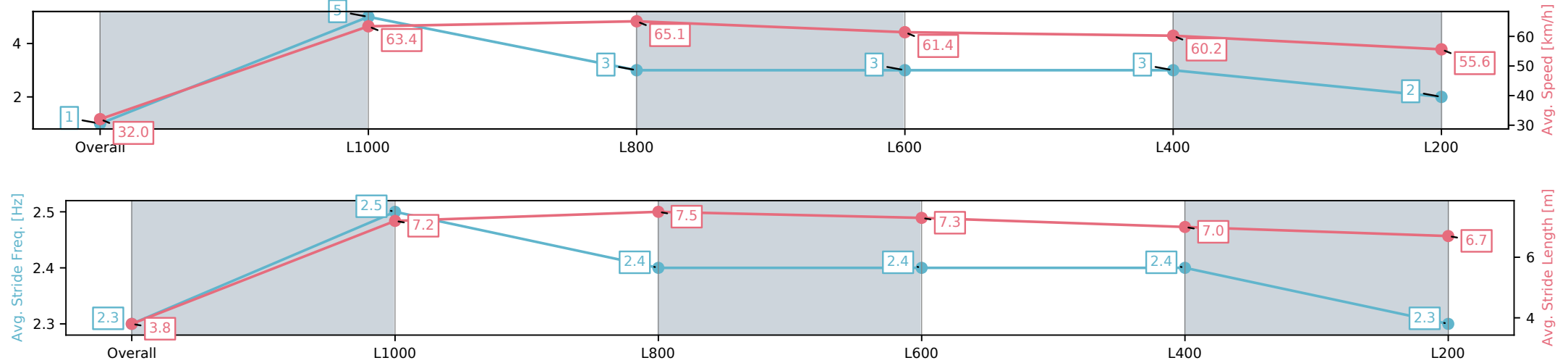
Race 2: Festival Hire Handicap - 1050m

26 July 2025 - 12:28PM

Track Rating: Heavy 9, Weather: Showers, Rail Position: True



Section	Overall	L1000	L800	L600	L400	L200
Section Times	1:04.83[1] (0:05.62)	0:59.21[5] (0:11.37)	0:47.84[3] (0:11.12)	0:36.72[3] (0:11.76)	0:24.96[3] (0:12.00)	0:12.96[2] (0:12.96)
Average Speed [km/h]	32.0	63.4	65.1	61.4	60.2	55.6
Top Speed [km/h]	54.9	66.7	67.2	63.1	61.5	58.9
Avg. Dist. to Rail [m]	7.0	3.4	1.7	0.6	3.8	5.8
Avg. Stride Freq. [Hz]	2.3	2.5	2.4	2.4	2.4	2.3
Avg. Stride Length [m]	3.8	7.2	7.5	7.3	7.0	6.7



[] Ranking at each section and finish
-:-:- No data available at this section
NA No data available

Horse/Jockey Name	ZANTHRON/Teagan Voorham
Finish Rank	2
Fastest Section Time (Section)	0:11.12 (L800)
Top Speed [km/h] (Section)	67.3 (Overall)
Race State	Finished



Morphettville-Professional-2025-07-26

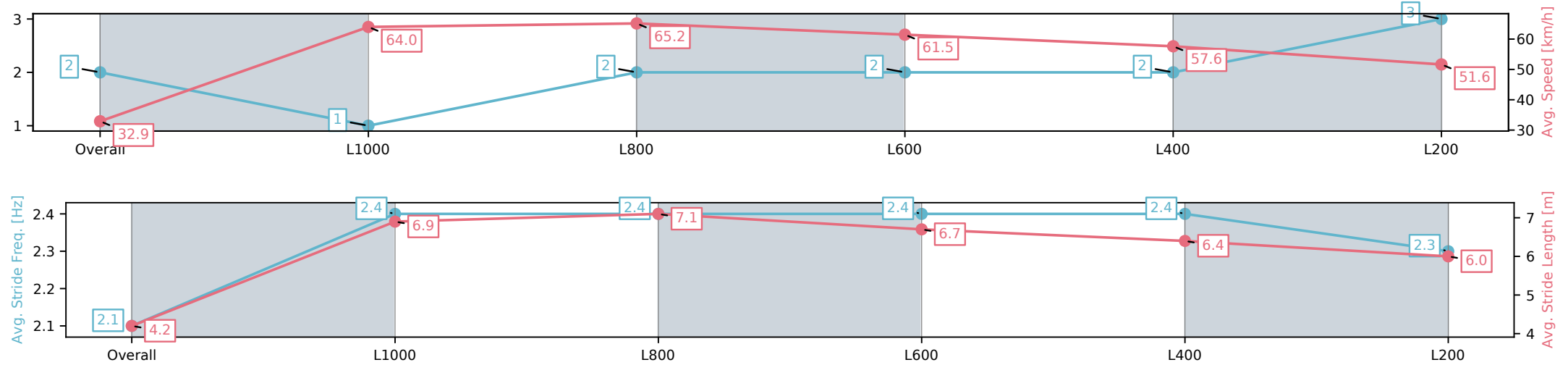
Race 2: Festival Hire Handicap - 1050m

26 July 2025 - 12:28PM

Track Rating: Heavy 9, Weather: Showers, Rail Position: True



Section	Overall	L1000	L800	L600	L400	L200
Section Times	1:06.06[2] (0:05.49)	1:00.57[1] (0:11.26)	0:49.31[2] (0:11.12)	0:38.19[2] (0:11.74)	0:26.45[2] (0:12.51)	0:13.94[3] (0:13.94)
Average Speed [km/h]	32.9	64.0	65.2	61.5	57.6	51.6
Top Speed [km/h]	56.6	67.3	67.1	64.1	59.5	54.8
Avg. Dist. to Rail [m]	6.5	3.1	1.8	0.5	1.9	3.7
Avg. Stride Freq. [Hz]	2.1	2.4	2.4	2.4	2.4	2.3
Avg. Stride Length [m]	4.2	6.9	7.1	6.7	6.4	6.0



[] Ranking at each section and finish
-:-:- No data available at this section
NA No data available

Horse/Jockey Name	SIXTEEN REASONS/Rochelle Milnes
Finish Rank	3
Fastest Section Time (Section)	0:11.21 (L800)
Top Speed [km/h] (Section)	66.3 (Overall)
Race State	Finished



Morphettville-Professional-2025-07-26

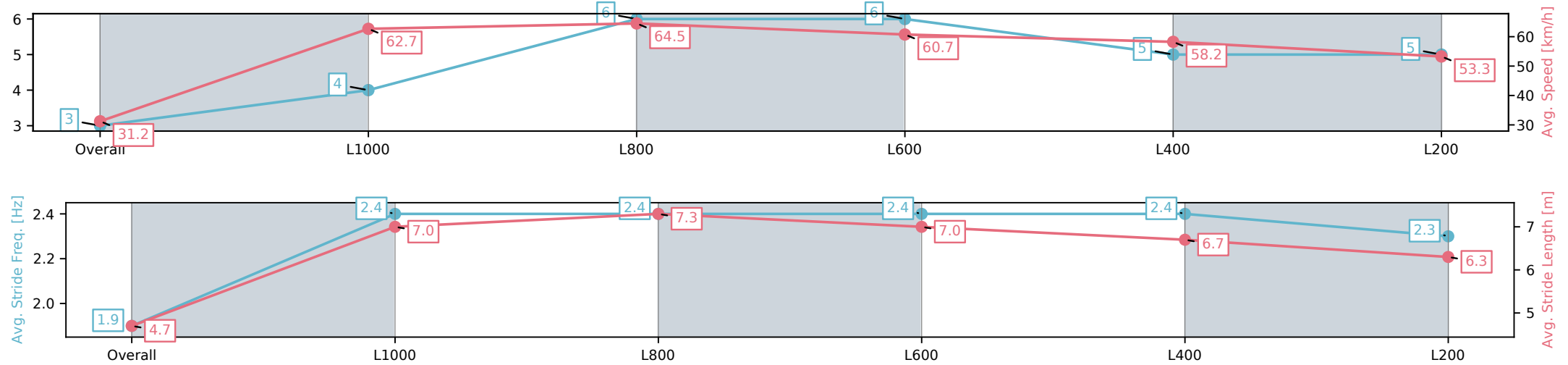
Race 2: Festival Hire Handicap - 1050m

26 July 2025 - 12:28PM

Track Rating: Heavy 9, Weather: Showers, Rail Position: True



Section	Overall	L1000	L800	L600	L400	L200
Section Times	1:06.08[3] (0:05.60)	1:00.48[4] (0:11.56)	0:48.91[6] (0:11.21)	0:37.70[6] (0:11.84)	0:25.86[5] (0:12.37)	0:13.49[5] (0:13.49)
Average Speed [km/h]	31.2	62.7	64.5	60.7	58.2	53.3
Top Speed [km/h]	57.9	66.3	66.1	63.0	59.9	58.7
Avg. Dist. to Rail [m]	2.5	1.5	0.8	0.3	0.8	2.9
Avg. Stride Freq. [Hz]	1.9	2.4	2.4	2.4	2.4	2.3
Avg. Stride Length [m]	4.7	7.0	7.3	7.0	6.7	6.3



[] Ranking at each section and finish
-:-:- No data available at this section
NA No data available

Horse/Jockey Name	THE GOV/Alana Livesey
Finish Rank	4
Fastest Section Time (Section)	0:10.97 (L800)
Top Speed [km/h] (Section)	67.9 (Overall)
Race State	Finished



Morphettville-Professional-2025-07-26

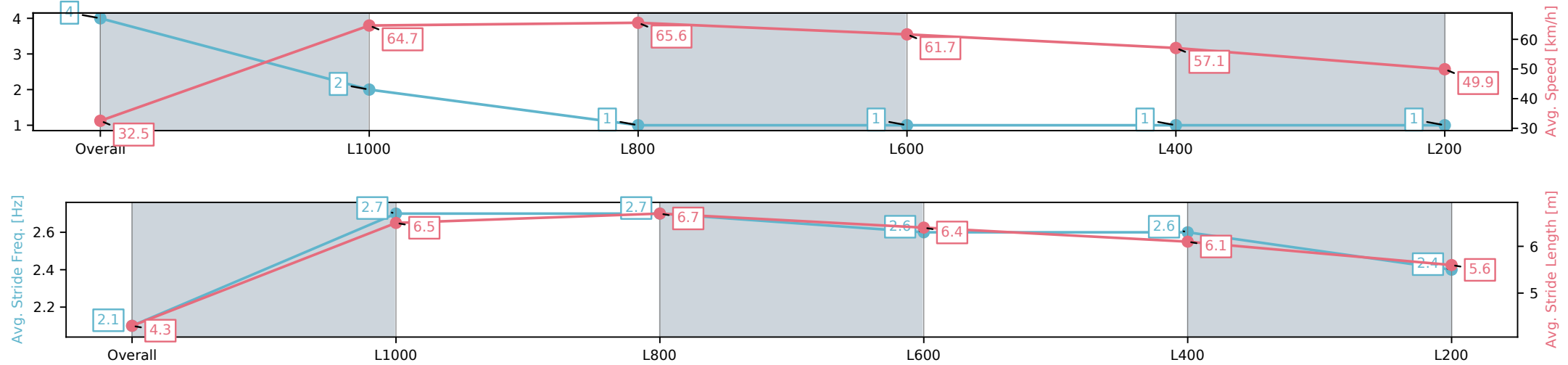
Race 2: Festival Hire Handicap - 1050m

26 July 2025 - 12:28PM

Track Rating: Heavy 9, Weather: Showers, Rail Position: True



Section	Overall	L1000	L800	L600	L400	L200
Section Times	1:06.11[4] (0:05.50)	1:00.61[2] (0:11.15)	0:49.46[1] (0:10.97)	0:38.49[1] (0:11.56)	0:26.93[1] (0:12.53)	0:14.40[1] (0:14.40)
Average Speed [km/h]	32.5	64.7	65.6	61.7	57.1	49.9
Top Speed [km/h]	55.4	67.9	67.1	63.6	60.3	53.4
Avg. Dist. to Rail [m]	5.0	0.8	0.5	2.0	3.1	2.5
Avg. Stride Freq. [Hz]	2.1	2.7	2.7	2.6	2.6	2.4
Avg. Stride Length [m]	4.3	6.5	6.7	6.4	6.1	5.6



[] Ranking at each section and finish
-:-:- No data available at this section
NA No data available

Horse/Jockey Name	EXTREMELY LUCKY/Todd Pannell
Finish Rank	5
Fastest Section Time (Section)	0:11.20 (L800)
Top Speed [km/h] (Section)	65.7 (Overall)
Race State	Finished



Morphettville-Professional-2025-07-26

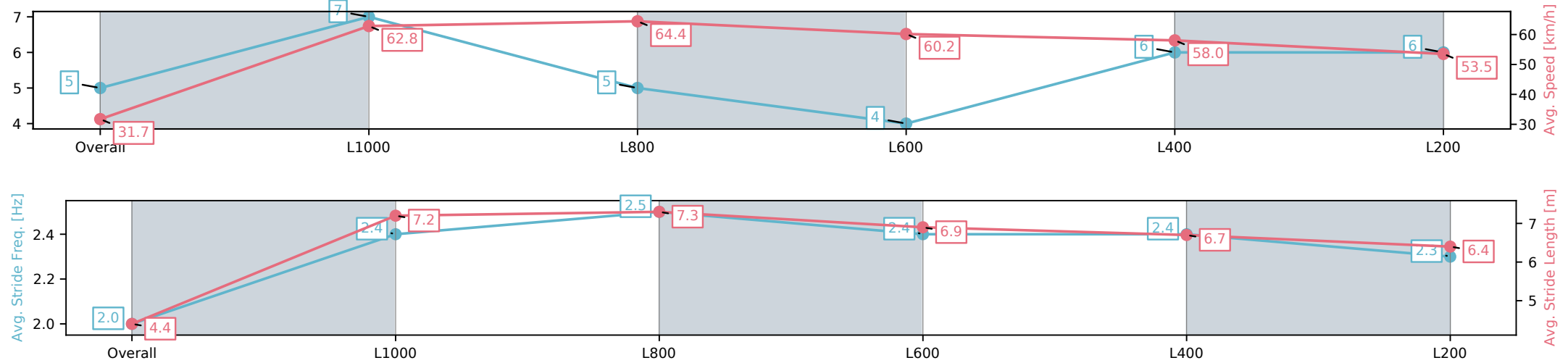
Race 2: Festival Hire Handicap - 1050m

26 July 2025 - 12:28PM

Track Rating: Heavy 9, Weather: Showers, Rail Position: True



Section	Overall	L1000	L800	L600	L400	L200
Section Times	1:06.22[5] (0:05.70)	1:00.52[7] (0:11.45)	0:49.07[5] (0:11.20)	0:37.87[4] (0:11.95)	0:25.92[6] (0:12.45)	0:13.47[6] (0:13.47)
Average Speed [km/h]	31.7	62.8	64.4	60.2	58.0	53.5
Top Speed [km/h]	55.1	65.7	65.0	63.2	60.8	56.5
Avg. Dist. to Rail [m]	4.0	1.9	0.8	0.3	2.7	4.6
Avg. Stride Freq. [Hz]	2.0	2.4	2.5	2.4	2.4	2.3
Avg. Stride Length [m]	4.4	7.2	7.3	6.9	6.7	6.4



[] Ranking at each section and finish
-:-:- No data available at this section
NA No data available

Horse/Jockey Name	TWIN PERFECTION/Lachlan Neindorf
Finish Rank	6
Fastest Section Time (Section)	0:11.36 (L800)
Top Speed [km/h] (Section)	66.0 (Overall)
Race State	Finished



Morphettville-Professional-2025-07-26

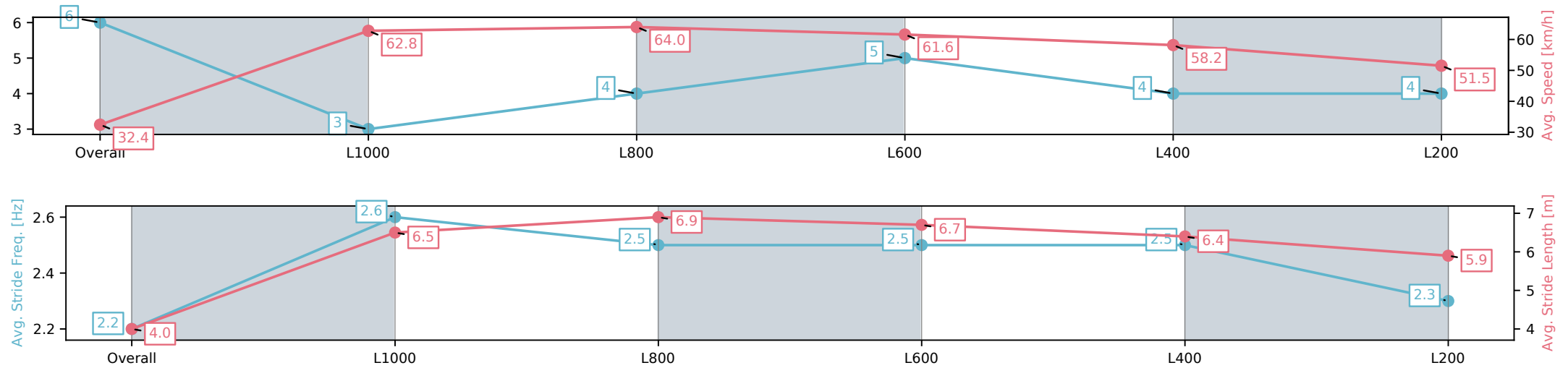
Race 2: Festival Hire Handicap - 1050m

26 July 2025 - 12:28PM

Track Rating: Heavy 9, Weather: Showers, Rail Position: True



Section	Overall	L1000	L800	L600	L400	L200
Section Times	1:06.46[6] (0:05.52)	1:00.94[3] (0:11.48)	0:49.46[4] (0:11.36)	0:38.10[5] (0:11.73)	0:26.37[4] (0:12.41)	0:13.96[4] (0:13.96)
Average Speed [km/h]	32.4	62.8	64.0	61.6	58.2	51.5
Top Speed [km/h]	54.9	66.0	65.5	63.6	60.7	55.3
Avg. Dist. to Rail [m]	9.6	5.3	3.0	0.6	3.3	6.0
Avg. Stride Freq. [Hz]	2.2	2.6	2.5	2.5	2.5	2.3
Avg. Stride Length [m]	4.0	6.5	6.9	6.7	6.4	5.9



[] Ranking at each section and finish
-:-:- No data available at this section
NA No data available

Horse/Jockey Name	DIRECT/Zac Spain
Finish Rank	7
Fastest Section Time (Section)	0:11.39 (L800)
Top Speed [km/h] (Section)	65.6 (Overall)
Race State	Finished



Morphettville-Professional-2025-07-26

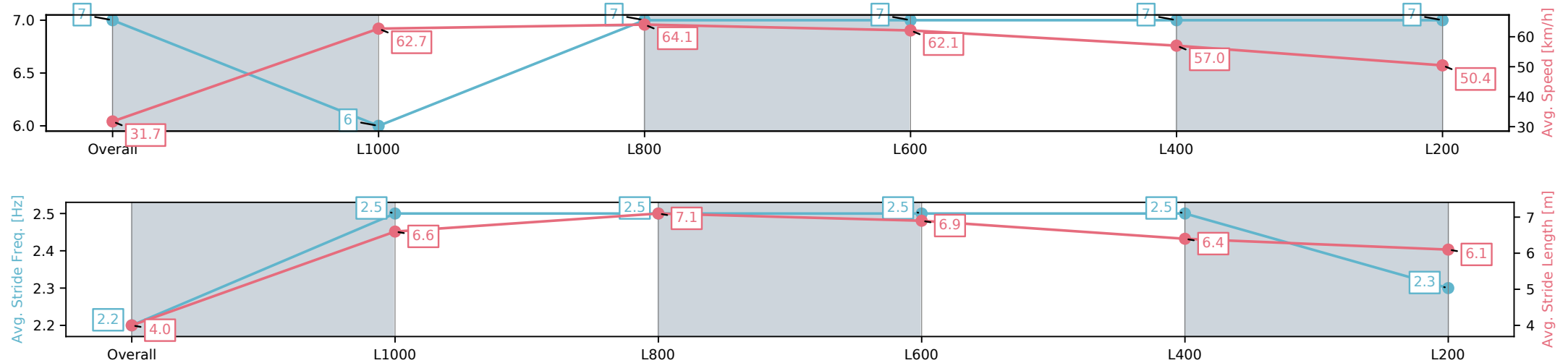
Race 2: Festival Hire Handicap - 1050m

26 July 2025 - 12:28PM

Track Rating: Heavy 9, Weather: Showers, Rail Position: True



Section	Overall	L1000	L800	L600	L400	L200
Section Times	1:07.36[7] (0:05.68)	1:01.68[6] (0:11.50)	0:50.18[7] (0:11.39)	0:38.79[7] (0:11.79)	0:27.00[7] (0:12.73)	0:14.27[7] (0:14.27)
Average Speed [km/h]	31.7	62.7	64.1	62.1	57.0	50.4
Top Speed [km/h]	56.2	65.6	65.6	63.0	59.9	55.2
Avg. Dist. to Rail [m]	8.4	4.5	3.6	3.2	6.3	8.5
Avg. Stride Freq. [Hz]	2.2	2.5	2.5	2.5	2.5	2.3
Avg. Stride Length [m]	4.0	6.6	7.1	6.9	6.4	6.1



[] Ranking at each section and finish
-:-:- No data available at this section
NA No data available