



Morphettville Parks-Professional-2025-07-19

Race 9: PFD Food Services Handicap - 1550m

19 July 2025 - 4:41PM

Track Rating: Soft 5, Weather: Fine, Rail Position: +3m 1000m-W/Post, True Remainder.
Sectional 604 metres



Section Field Times							Overall	L1400	L1200	L1000	L800	L600		
							1:36.64 (0:11.50)	1:25.14 (0:11.22)	1:13.92 (0:12.06)	1:01.86 (0:12.49)	0:49.38 (0:12.38)	0:37.00 (0:12.47)		
Position	#	Horse/Jockey	Barrier	Top Speed [km/h]	Fastest Section	First 400m							Distance Travelled From Winner [m]	
1	6	WILLYBEAFACTOR	3	64.7	0:11.40	0:26.09	1:36.64	1:24.87 [5]	1:13.47 [4]	1:01.42 [4]	0:48.87 [4]	0:36.55 [4]		
		Stacey Metcalfe		1400-1200	1400-1200		(0:11.77)	(0:11.40)	(0:12.05)	(0:12.55)	(0:12.32)	(0:12.24)		
2	4	MAKALU	2	63.4	0:11.63	0:26.32	1:36.64	1:24.92 [3]	1:13.29 [6]	1:01.18 [6]	0:48.66 [6]	0:36.37 [5]		+4
		Lachlan Neindorf		400-200	1400-1200		(0:11.72)	(0:11.63)	(0:12.11)	(0:12.52)	(0:12.28)	(0:12.22)		
3	2	CONCORDE	8	62.8	0:11.76	0:26.60	1:36.73	1:24.89 [7]	1:13.12 [7]	1:00.96 [9]	0:48.44 [9]	0:36.14 [9]		+1
		Matthew Chadwick		400-200	400-200		(0:11.84)	(0:11.77)	(0:12.16)	(0:12.52)	(0:12.30)	(0:12.12)		
4	3	MERCHANT BOSS	13	65.8	0:11.35	0:26.78	1:36.76	1:24.25 [13]	1:12.90 [10]	1:00.85 [10]	0:48.36 [10]	0:36.03 [11]		+6
		Caitlin Tootell		1400-1200	1400-1200		(0:12.51)	(0:11.35)	(0:12.05)	(0:12.49)	(0:12.33)	(0:12.04)		
5	8	BIT OF A REBEL	5	65.5	0:11.32	0:25.76	1:36.95	1:25.43 [2]	1:14.11 [2]	1:01.89 [3]	0:49.37 [3]	0:36.94 [3]		-2
		Margaret Collett		1400-1200	1400-1200		(0:11.52)	(0:11.32)	(0:12.22)	(0:12.52)	(0:12.43)	(0:12.13)		
6	1	BRAVE STAR	11	63.5	0:11.66	0:26.56	1:37.11	1:25.15 [8]	1:13.49 [8]	1:01.46 [7]	0:48.99 [7]	0:36.63 [8]		+5
		Taylor Johnstone		1400-1200	1400-1200		(0:11.96)	(0:11.66)	(0:12.03)	(0:12.47)	(0:12.36)	(0:12.27)		
7	7	ANNIHILATE	4	63.1	0:11.69	0:26.60	1:37.11	1:25.06 [9]	1:13.37 [9]	1:01.43 [8]	0:48.88 [8]	0:36.73 [7]		-2
		Liam Riordan		1400-1200	1400-1200		(0:12.05)	(0:11.69)	(0:11.94)	(0:12.55)	(0:12.15)	(0:12.09)		
8	15	FRANCE'S BOY	6	65.0	0:11.22	0:25.59	1:37.11	1:25.62 [1]	1:14.40 [1]	1:02.34 [1]	0:49.85 [1]	0:37.48 [1]		-4
		Felicity Atkinson		1400-1200	1400-1200		(0:11.49)	(0:11.22)	(0:12.06)	(0:12.49)	(0:12.37)	(0:12.48)		
9	5	THE GOLDEN FIST	7	63.3	0:11.67	0:26.94	1:37.32	1:24.97 [11]	1:13.30 [13]	1:01.37 [12]	0:48.79 [12]	0:36.49 [12]		-1
		Rochelle Milnes		1400-1200	1400-1200		(0:12.35)	(0:11.67)	(0:11.93)	(0:12.57)	(0:12.30)	(0:12.17)		
10	10	PROVEN CORRECT	10	66.7	0:11.12	0:25.77	1:37.35	1:25.59 [4]	1:14.47 [3]	1:02.37 [2]	0:49.92 [2]	0:37.51 [2]		-2
		Jason Holder		1400-1200	1400-1200		(0:11.76)	(0:11.12)	(0:12.10)	(0:12.45)	(0:12.41)	(0:12.37)		

Scratched: Indian Jewel (#9), Wild Willy (#11), Maxildo (#13)

Report Created: Sat 19 July 2025 17:25:12 GMT+10 (Note: Timing is based on positional data)

Page 1/17

[] Position in running at each section and finish
-:-:- No data available at this section
NA No data available
■ Background shading for fastest section

Saddle cloth number
DNF Did not finish
DNT Did not track



Morphettville Parks-Professional-2025-07-19

Race 9: PFD Food Services Handicap - 1550m

19 July 2025 - 4:41PM

Track Rating: Soft 5, Weather: Fine, Rail Position: +3m 1000m-W/Post, True Remainder.
Sectional 604 metres



Section Field Times

Overall	L1400	L1200	L1000	L800	L600
1:36.64	1:25.14	1:13.92	1:01.86	0:49.38	0:37.00
(0:11.50)	(0:11.22)	(0:12.06)	(0:12.49)	(0:12.38)	(0:12.47)

Position	#	Horse/Jockey	Barrier	Top Speed [km/h]	Fastest Section	First 400m								Distance Travelled From Winner [m]
11	16	SAZERAC	12	63.5	0:11.44	0:26.86	1:37.42	1:24.92 [12]	1:13.48 [12]	1:01.50 [11]	0:48.93 [11]	0:36.72 [10]		-4
		Emily Finnegan		1400-1200	1400-1200		(0:12.50)	(0:11.44)	(0:11.98)	(0:12.56)	(0:12.21)	(0:12.24)		
12	14	COLONEL HATHI	1	63.8	0:11.45	0:26.20	1:37.62	1:25.78 [6]	1:14.33 [5]	1:02.27 [5]	0:49.67 [5]	0:37.35 [6]		-5
		Alana Livesey		1400-1200	1400-1200		(0:11.84)	(0:11.45)	(0:12.06)	(0:12.60)	(0:12.32)	(0:12.25)		
13	12	KING OF WESSEX	9	63.5	0:11.60	0:26.91	1:37.94	1:25.66 [10]	1:14.06 [11]	1:01.81 [13]	0:49.36 [13]	0:37.03 [13]		+5
		Todd Pannell		1400-1200	1400-1200		(0:12.28)	(0:11.60)	(0:12.25)	(0:12.45)	(0:12.33)	(0:12.11)		

Scratched: Indian Jewel (#9), Wild Willy (#11), Maxildo (#13)



Race 9: PFD Food Services Handicap - 1550m

Track Rating: Soft 5, Weather: Fine, Rail Position: +3m 1000m-W/Post, True Remainder.
Sectional 604 metres



Morphettville

Scratched: Indian Jewel (#9), Wild Willy (#11), Maxildo (#13)

data processed by  **TRIPLESDATA**



Morphettville Parks-Professional-2025-07-19
Race 9: PFD Food Services Handicap - 1550m
19 July 2025 - 4:41PM



Track Rating: Soft 5, Weather: Fine, Rail Position: +3m 1000m-W/Post, True Remainder.
Sectional 604 metres

Section Field Times						L400 0:24.53 (0:12.10)		L200 0:12.42 (0:12.42)							
Position	#	Horse/Jockey	Barrier	Top Speed [km/h]	Fastest Section	First 400m			Margin					Distance Travelled From Winner [m]	
11	16	SAZERAC	12	63.5	0:11.44	0:26.86	0:24.48 [11]	0:12.55 [11]	4.84L						-4
		Emily Finnegan		1400-1200	1400-1200		(0:11.93)	(0:12.55)							
12	14	COLONEL HATHI	1	63.8	0:11.45	0:26.20	0:25.10 [7]	0:12.92 [9]	6.13L						-5
		Alana Livesey		1400-1200	1400-1200		(0:12.18)	(0:12.92)							
13	12	KING OF WESSEX	9	63.5	0:11.60	0:26.91	0:24.92 [13]	0:12.81 [13]	8.08L						+5
		Todd Pannell		1400-1200	1400-1200		(0:12.11)	(0:12.81)							

Scratched: Indian Jewel (#9), Wild Willy (#11), Maxildo (#13)

Horse/Jockey Name	WILLYBEAFACTOR/Stacey Metcalfe
Finish Rank	1
Fastest Section Time (Section)	0:11.40 (L1400)
Top Speed [km/h] (Section)	64.7 (L1400)
Race State	Finished



Morphettville Parks-Professional-2025-07-19

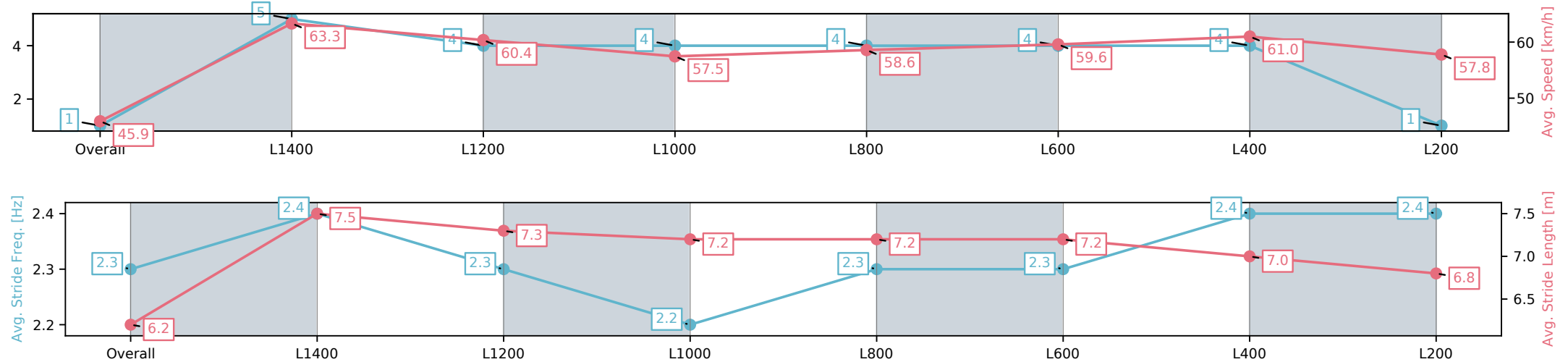
Race 9: PFD Food Services Handicap - 1550m

19 July 2025 - 4:41PM

Track Rating: Soft 5, Weather: Fine, Rail Position: +3m 1000m-W/
Post, True Remainder. Sectional 604 metres



Section	Overall	L1400	L1200	L1000	L800	L600	L400	L200
Section Times	1:36.64[1] (0:11.77)	1:24.87[5] (0:11.40)	1:13.47[4] (0:12.05)	1:01.42[4] (0:12.55)	0:48.87[4] (0:12.32)	0:36.55[4] (0:12.24)	0:24.31[4] (0:11.88)	0:12.43[1] (0:12.43)
Average Speed [km/h]	45.9	63.3	60.4	57.5	58.6	59.6	61.0	57.8
Top Speed [km/h]	62.0	64.7	62.2	58.0	58.9	60.5	62.1	60.1
Avg. Dist. to Rail [m]	3.6	2.4	1.8	2.0	0.8	2.0	4.2	5.0
Avg. Stride Freq. [Hz]	2.3	2.4	2.3	2.2	2.3	2.3	2.4	2.4
Avg. Stride Length [m]	6.2	7.5	7.3	7.2	7.2	7.2	7.0	6.8



[] Ranking at each section and finish
-:-:- No data available at this section
NA No data available

Horse/Jockey Name	MAKALU/Lachlan Neindorf
Finish Rank	2
Fastest Section Time (Section)	0:11.63 (L1400)
Top Speed [km/h] (Section)	63.4 (L400)
Race State	Finished



Morphettville Parks-Professional-2025-07-19

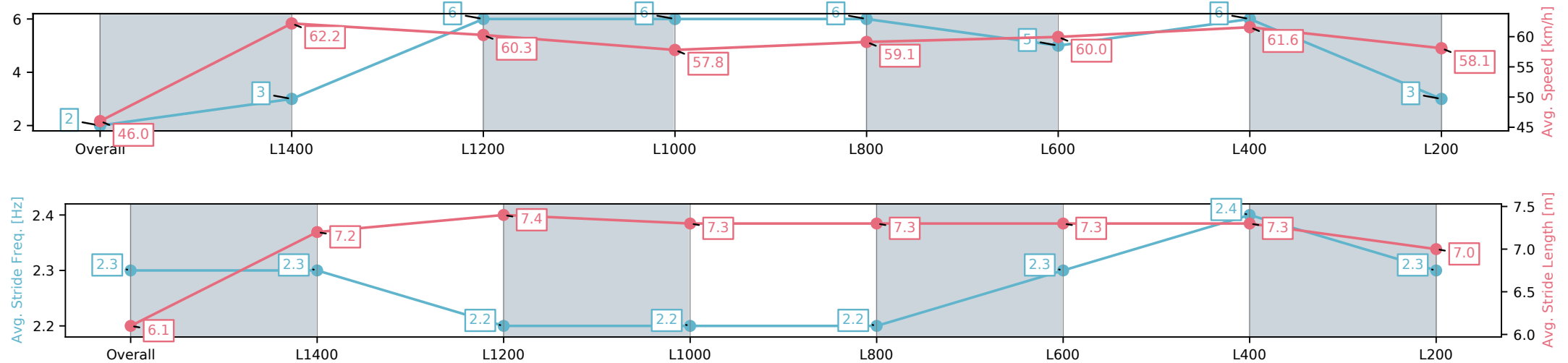
Race 9: PFD Food Services Handicap - 1550m

19 July 2025 - 4:41PM

Track Rating: Soft 5, Weather: Fine, Rail Position: +3m 1000m-W/
Post, True Remainder. Sectional 604 metres



Section	Overall	L1400	L1200	L1000	L800	L600	L400	L200
Section Times	1:36.64[2] (0:11.72)	1:24.92[3] (0:11.63)	1:13.29[6] (0:12.11)	1:01.18[6] (0:12.52)	0:48.66[6] (0:12.28)	0:36.37[5] (0:12.22)	0:24.15[6] (0:11.79)	0:12.36[3] (0:12.36)
Average Speed [km/h]	46.0	62.2	60.3	57.8	59.1	60.0	61.6	58.1
Top Speed [km/h]	61.4	63.2	61.5	58.4	60.3	61.1	63.4	60.0
Avg. Dist. to Rail [m]	2.8	2.0	2.9	3.2	2.2	3.3	5.2	6.1
Avg. Stride Freq. [Hz]	2.3	2.3	2.2	2.2	2.2	2.3	2.4	2.3
Avg. Stride Length [m]	6.1	7.2	7.4	7.3	7.3	7.3	7.3	7.0



[] Ranking at each section and finish
-:-:- No data available at this section
NA No data available

Horse/Jockey Name	CONCORDE/Matthew Chadwick
Finish Rank	3
Fastest Section Time (Section)	0:11.76 (L400)
Top Speed [km/h] (Section)	62.8 (L400)
Race State	Finished



Morphettville Parks-Professional-2025-07-19

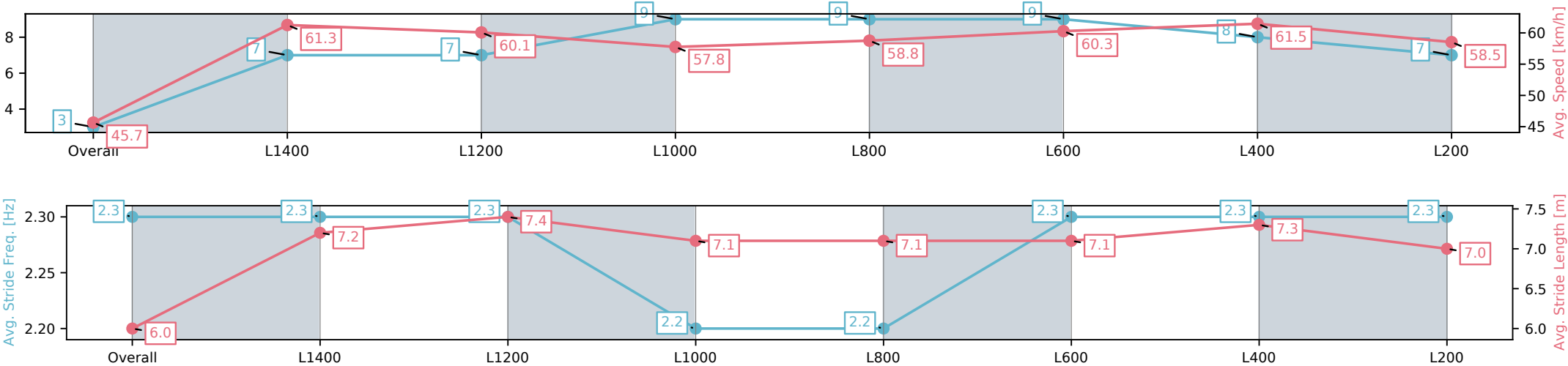
Race 9: PFD Food Services Handicap - 1550m

19 July 2025 - 4:41PM

Track Rating: Soft 5, Weather: Fine, Rail Position: +3m 1000m-W/
Post, True Remainder. Sectional 604 metres



Section	Overall	L1400	L1200	L1000	L800	L600	L400	L200
Section Times	1:36.73[3] (0:11.84)	1:24.89[7] (0:11.77)	1:13.12[7] (0:12.16)	1:00.96[9] (0:12.52)	0:48.44[9] (0:12.30)	0:36.14[9] (0:12.12)	0:24.02[8] (0:11.76)	0:12.26[7] (0:12.26)
Average Speed [km/h]	45.7	61.3	60.1	57.8	58.8	60.3	61.5	58.5
Top Speed [km/h]	61.7	62.7	61.2	58.5	59.8	61.7	62.8	60.7
Avg. Dist. to Rail [m]	6.5	2.7	2.7	3.1	1.8	2.1	3.7	6.3
Avg. Stride Freq. [Hz]	2.3	2.3	2.3	2.2	2.2	2.3	2.3	2.3
Avg. Stride Length [m]	6.0	7.2	7.4	7.1	7.1	7.1	7.3	7.0



[] Ranking at each section and finish
-:-:- No data available at this section
NA No data available

Horse/Jockey Name	MERCHANT BOSS/Caitlin Tootell
Finish Rank	4
Fastest Section Time (Section)	0:11.35 (L1400)
Top Speed [km/h] (Section)	65.8 (L1400)
Race State	Finished



Morphettville Parks-Professional-2025-07-19

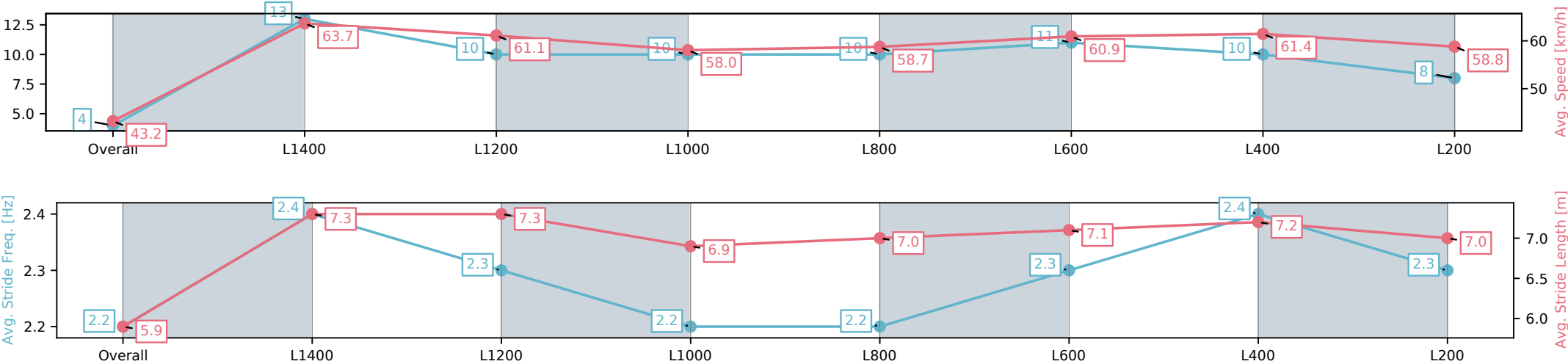
Race 9: PFD Food Services Handicap - 1550m

19 July 2025 - 4:41PM

Track Rating: Soft 5, Weather: Fine, Rail Position: +3m 1000m-W/
Post, True Remainder. Sectional 604 metres



Section	Overall	L1400	L1200	L1000	L800	L600	L400	L200
Section Times	1:36.76[4] (0:12.51)	1:24.25[13] (0:11.35)	1:12.90[10] (0:12.05)	1:00.85[10] (0:12.49)	0:48.36[10] (0:12.33)	0:36.03[11] (0:12.04)	0:23.99[10] (0:11.80)	0:12.19[8] (0:12.19)
Average Speed [km/h]	43.2	63.7	61.1	58.0	58.7	60.9	61.4	58.8
Top Speed [km/h]	63.4	65.8	62.3	59.8	60.2	63.5	63.4	60.0
Avg. Dist. to Rail [m]	10.0	4.3	4.2	4.2	2.8	3.0	4.5	8.7
Avg. Stride Freq. [Hz]	2.2	2.4	2.3	2.2	2.2	2.3	2.4	2.3
Avg. Stride Length [m]	5.9	7.3	7.3	6.9	7.0	7.1	7.2	7.0



[] Ranking at each section and finish
-:-:- No data available at this section
NA No data available

Horse/Jockey Name	BIT OF A REBEL/Margaret Collett
Finish Rank	5
Fastest Section Time (Section)	0:11.32 (L1400)
Top Speed [km/h] (Section)	65.5 (L1400)
Race State	Finished



Morphettville Parks-Professional-2025-07-19

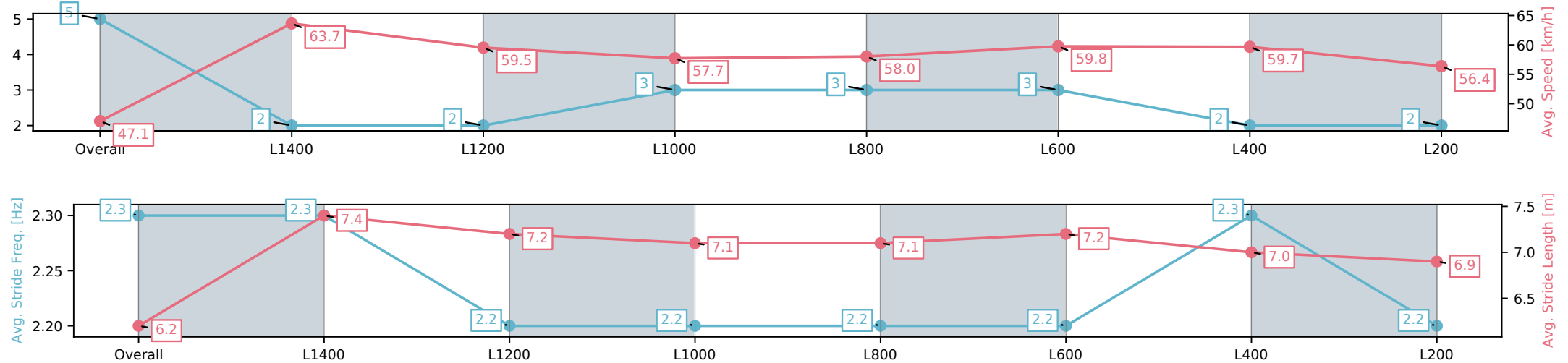
Race 9: PFD Food Services Handicap - 1550m

19 July 2025 - 4:41PM

Track Rating: Soft 5, Weather: Fine, Rail Position: +3m 1000m-W/
Post, True Remainder. Sectional 604 metres



Section	Overall	L1400	L1200	L1000	L800	L600	L400	L200
Section Times	1:36.95[5] (0:11.52)	1:25.43[2] (0:11.32)	1:14.11[2] (0:12.22)	1:01.89[3] (0:12.52)	0:49.37[3] (0:12.43)	0:36.94[3] (0:12.13)	0:24.81[2] (0:12.09)	0:12.72[2] (0:12.72)
Average Speed [km/h]	47.1	63.7	59.5	57.7	58.0	59.8	59.7	56.4
Top Speed [km/h]	65.4	65.5	63.0	59.0	59.0	61.0	61.0	58.2
Avg. Dist. to Rail [m]	4.7	2.0	2.1	2.0	0.7	1.1	2.0	3.4
Avg. Stride Freq. [Hz]	2.3	2.3	2.2	2.2	2.2	2.2	2.3	2.2
Avg. Stride Length [m]	6.2	7.4	7.2	7.1	7.1	7.2	7.0	6.9



[] Ranking at each section and finish
-:-:- No data available at this section
NA No data available

Horse/Jockey Name	BRAVE STAR/Taylor Johnstone
Finish Rank	6
Fastest Section Time (Section)	0:11.66 (L1400)
Top Speed [km/h] (Section)	63.5 (L1400)
Race State	Finished



Morphettville Parks-Professional-2025-07-19

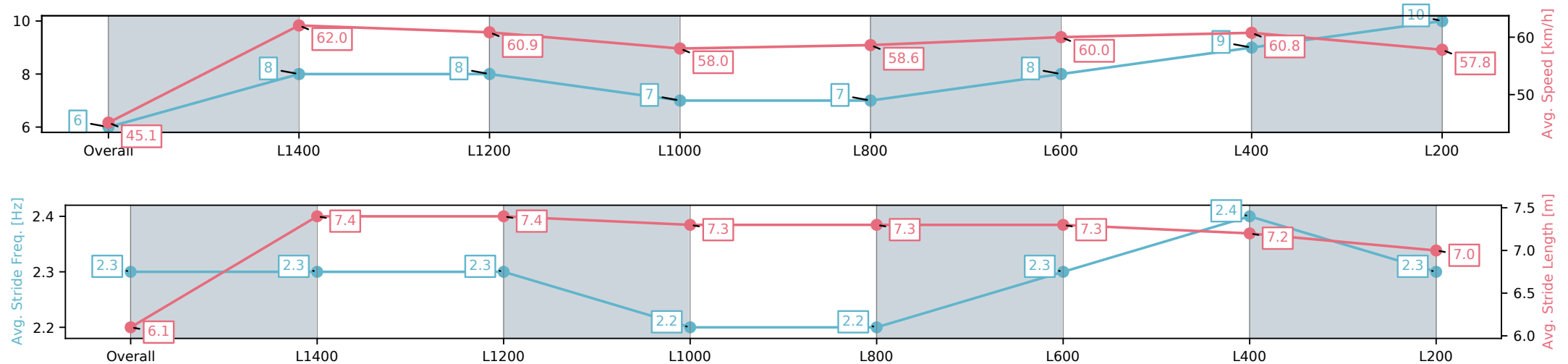
Race 9: PFD Food Services Handicap - 1550m

19 July 2025 - 4:41PM

Track Rating: Soft 5, Weather: Fine, Rail Position: +3m 1000m-W/
Post, True Remainder. Sectional 604 metres



Section	Overall	L1400	L1200	L1000	L800	L600	L400	L200
Section Times	1:37.11[6] (0:11.96)	1:25.15[8] (0:11.66)	1:13.49[8] (0:12.03)	1:01.46[7] (0:12.47)	0:48.99[7] (0:12.36)	0:36.63[8] (0:12.27)	0:24.36[9] (0:11.95)	0:12.41[10] (0:12.41)
Average Speed [km/h]	45.1	62.0	60.9	58.0	58.6	60.0	60.8	57.8
Top Speed [km/h]	61.2	63.5	61.8	59.5	59.7	62.2	62.1	59.5
Avg. Dist. to Rail [m]	9.2	3.7	3.2	3.2	2.1	3.5	6.1	9.1
Avg. Stride Freq. [Hz]	2.3	2.3	2.3	2.2	2.2	2.3	2.4	2.3
Avg. Stride Length [m]	6.1	7.4	7.4	7.3	7.3	7.3	7.2	7.0



[] Ranking at each section and finish
-:-:- No data available at this section
NA No data available

Horse/Jockey Name	ANNIHILATE/Liam Riordan
Finish Rank	7
Fastest Section Time (Section)	0:11.69 (L1400)
Top Speed [km/h] (Section)	63.1 (L1400)
Race State	Finished



Morphettville Parks-Professional-2025-07-19

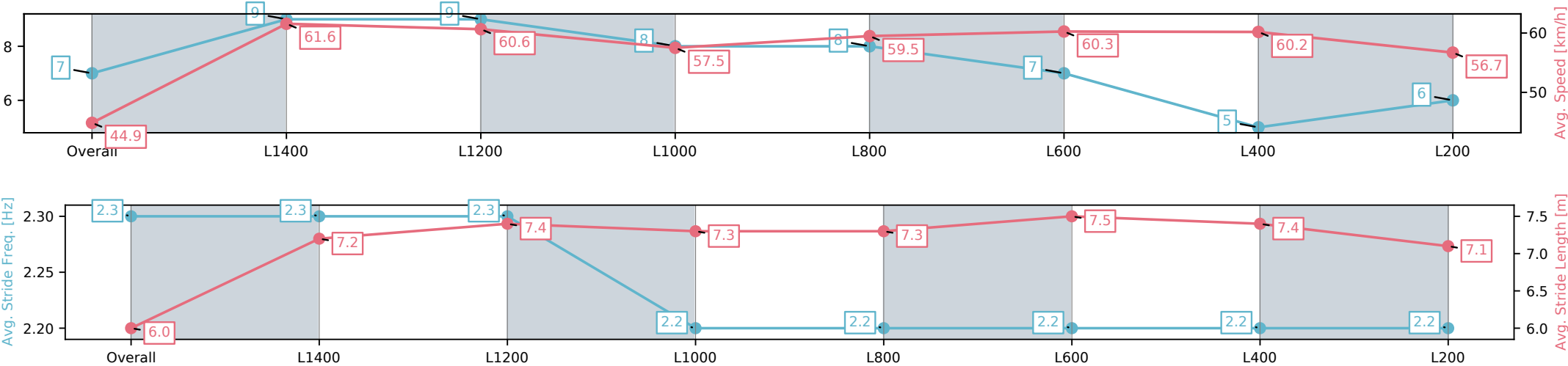
Race 9: PFD Food Services Handicap - 1550m

19 July 2025 - 4:41PM

Track Rating: Soft 5, Weather: Fine, Rail Position: +3m 1000m-W/
Post, True Remainder. Sectional 604 metres



Section	Overall	L1400	L1200	L1000	L800	L600	L400	L200
Section Times	1:37.11[7] (0:12.05)	1:25.06[9] (0:11.69)	1:13.37[9] (0:11.94)	1:01.43[8] (0:12.55)	0:48.88[8] (0:12.15)	0:36.73[7] (0:12.09)	0:24.64[5] (0:12.00)	0:12.64[6] (0:12.64)
Average Speed [km/h]	44.9	61.6	60.6	57.5	59.5	60.3	60.2	56.7
Top Speed [km/h]	62.3	63.1	62.0	58.0	60.2	62.1	61.6	59.2
Avg. Dist. to Rail [m]	3.3	1.0	1.1	1.6	1.2	2.0	2.3	4.0
Avg. Stride Freq. [Hz]	2.3	2.3	2.3	2.2	2.2	2.2	2.2	2.2
Avg. Stride Length [m]	6.0	7.2	7.4	7.3	7.3	7.5	7.4	7.1



- [] Ranking at each section and finish
- :-:- No data available at this section
- NA No data available

Horse/Jockey Name	FRANCE'S BOY/Felicity Atkinson
Finish Rank	8
Fastest Section Time (Section)	0:11.22 (L1400)
Top Speed [km/h] (Section)	65.0 (L1400)
Race State	Finished



Morphettville Parks-Professional-2025-07-19

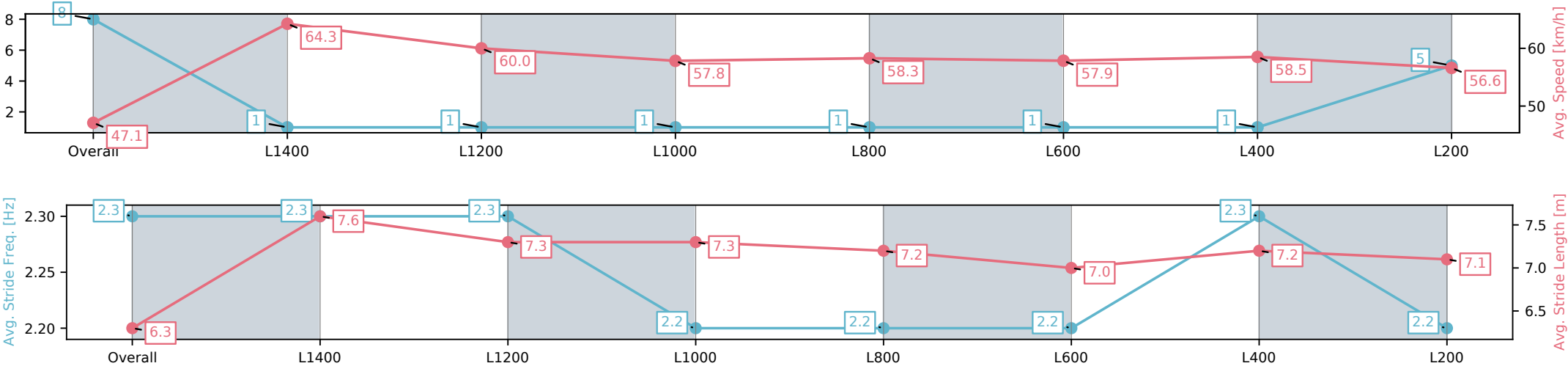
Race 9: PFD Food Services Handicap - 1550m

19 July 2025 - 4:41PM

Track Rating: Soft 5, Weather: Fine, Rail Position: +3m 1000m-W/
Post, True Remainder. Sectional 604 metres



Section	Overall	L1400	L1200	L1000	L800	L600	L400	L200
Section Times	1:37.11[8] (0:11.49)	1:25.62[1] (0:11.22)	1:14.40[1] (0:12.06)	1:02.34[1] (0:12.49)	0:49.85[1] (0:12.37)	0:37.48[1] (0:12.48)	0:25.00[1] (0:12.35)	0:12.65[5] (0:12.65)
Average Speed [km/h]	47.1	64.3	60.0	57.8	58.3	57.9	58.5	56.6
Top Speed [km/h]	64.3	65.0	62.9	58.3	59.0	58.7	59.8	57.5
Avg. Dist. to Rail [m]	6.2	2.1	1.1	1.3	0.3	0.7	1.3	0.8
Avg. Stride Freq. [Hz]	2.3	2.3	2.3	2.2	2.2	2.2	2.3	2.2
Avg. Stride Length [m]	6.3	7.6	7.3	7.3	7.2	7.0	7.2	7.1



[] Ranking at each section and finish
-:-:- No data available at this section
NA No data available

Horse/Jockey Name	THE GOLDEN FIST/Rochelle Milnes
Finish Rank	9
Fastest Section Time (Section)	0:11.67 (L1400)
Top Speed [km/h] (Section)	63.3 (L1400)
Race State	Finished



Morphettville Parks-Professional-2025-07-19

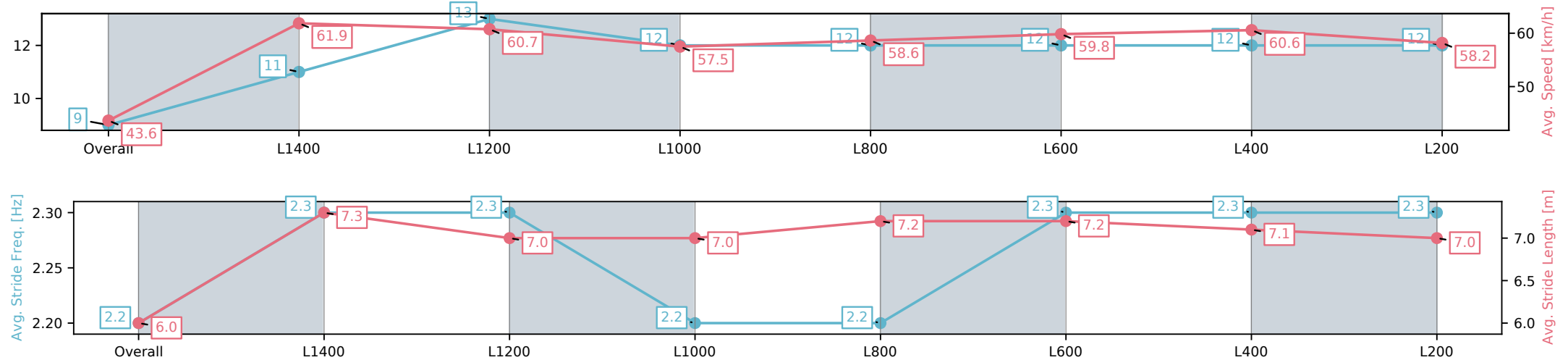
Race 9: PFD Food Services Handicap - 1550m

19 July 2025 - 4:41PM

Track Rating: Soft 5, Weather: Fine, Rail Position: +3m 1000m-W/
Post, True Remainder. Sectional 604 metres



Section	Overall	L1400	L1200	L1000	L800	L600	L400	L200
Section Times	1:37.32[9] (0:12.35)	1:24.97[11] (0:11.67)	1:13.30[13] (0:11.93)	1:01.37[12] (0:12.57)	0:48.79[12] (0:12.30)	0:36.49[12] (0:12.17)	0:24.32[12] (0:11.99)	0:12.33[12] (0:12.33)
Average Speed [km/h]	43.6	61.9	60.7	57.5	58.6	59.8	60.6	58.2
Top Speed [km/h]	60.5	63.3	62.3	59.6	59.3	61.5	61.7	59.7
Avg. Dist. to Rail [m]	5.5	1.6	1.5	1.9	0.6	1.8	6.0	10.8
Avg. Stride Freq. [Hz]	2.2	2.3	2.3	2.2	2.2	2.3	2.3	2.3
Avg. Stride Length [m]	6.0	7.3	7.0	7.0	7.2	7.2	7.1	7.0



[] Ranking at each section and finish
-:-:- No data available at this section
NA No data available

Horse/Jockey Name	PROVEN CORRECT/Jason Holder
Finish Rank	10
Fastest Section Time (Section)	0:11.12 (L1400)
Top Speed [km/h] (Section)	66.7 (L1400)
Race State	Finished



Morphettville Parks-Professional-2025-07-19

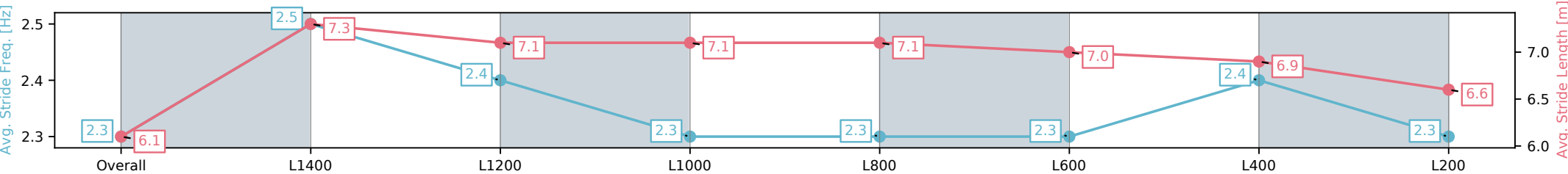
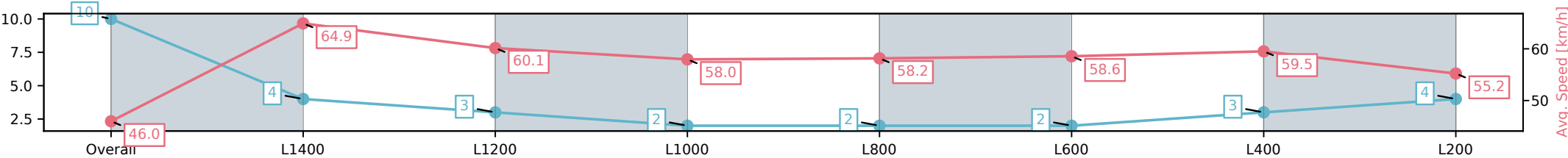
Race 9: PFD Food Services Handicap - 1550m

19 July 2025 - 4:41PM

Track Rating: Soft 5, Weather: Fine, Rail Position: +3m 1000m-W/
Post, True Remainder. Sectional 604 metres



Section	Overall	L1400	L1200	L1000	L800	L600	L400	L200
Section Times	1:37.35[10] (0:11.76)	1:25.59[4] (0:11.12)	1:14.47[3] (0:12.10)	1:02.37[2] (0:12.45)	0:49.92[2] (0:12.41)	0:37.51[2] (0:12.37)	0:25.14[3] (0:12.15)	0:12.99[4] (0:12.99)
Average Speed [km/h]	46.0	64.9	60.1	58.0	58.2	58.6	59.5	55.2
Top Speed [km/h]	64.2	66.7	64.0	58.7	58.6	60.2	60.8	58.2
Avg. Dist. to Rail [m]	8.1	3.1	1.9	2.0	0.8	1.1	3.6	5.8
Avg. Stride Freq. [Hz]	2.3	2.5	2.4	2.3	2.3	2.3	2.4	2.3
Avg. Stride Length [m]	6.1	7.3	7.1	7.1	7.1	7.0	6.9	6.6



[] Ranking at each section and finish
-:-:- No data available at this section
NA No data available

Horse/Jockey Name	SAZERAC/Emily Finnegan
Finish Rank	11
Fastest Section Time (Section)	0:11.44 (L1400)
Top Speed [km/h] (Section)	63.5 (L1400)
Race State	Finished



Morphettville Parks-Professional-2025-07-19

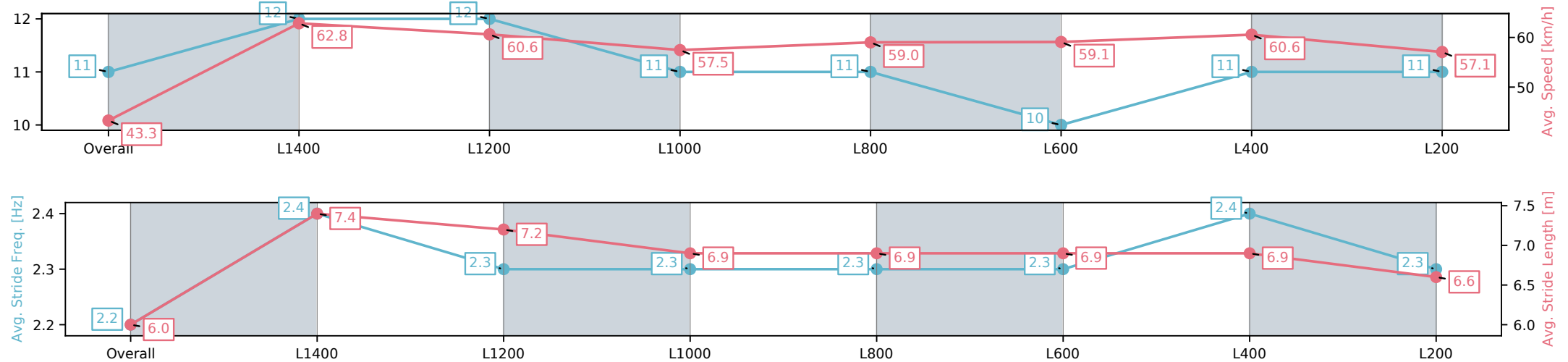
Race 9: PFD Food Services Handicap - 1550m

19 July 2025 - 4:41PM

Track Rating: Soft 5, Weather: Fine, Rail Position: +3m 1000m-W/
Post, True Remainder. Sectional 604 metres



Section	Overall	L1400	L1200	L1000	L800	L600	L400	L200
Section Times	1:37.42[11] (0:12.50)	1:24.92[12] (0:11.44)	1:13.48[12] (0:11.98)	1:01.50[11] (0:12.56)	0:48.93[11] (0:12.21)	0:36.72[10] (0:12.24)	0:24.48[11] (0:11.93)	0:12.55[11] (0:12.55)
Average Speed [km/h]	43.3	62.8	60.6	57.5	59.0	59.1	60.6	57.1
Top Speed [km/h]	63.4	63.5	62.1	58.8	60.0	60.0	61.2	59.2
Avg. Dist. to Rail [m]	4.8	0.5	1.4	1.9	0.6	0.7	2.2	6.2
Avg. Stride Freq. [Hz]	2.2	2.4	2.3	2.3	2.3	2.3	2.4	2.3
Avg. Stride Length [m]	6.0	7.4	7.2	6.9	6.9	6.9	6.9	6.6



[] Ranking at each section and finish
-:-:- No data available at this section
NA No data available

Horse/Jockey Name	COLONEL HATHI/Alana Livesey
Finish Rank	12
Fastest Section Time (Section)	0:11.45 (L1400)
Top Speed [km/h] (Section)	63.8 (L1400)
Race State	Finished



Morphettville Parks-Professional-2025-07-19

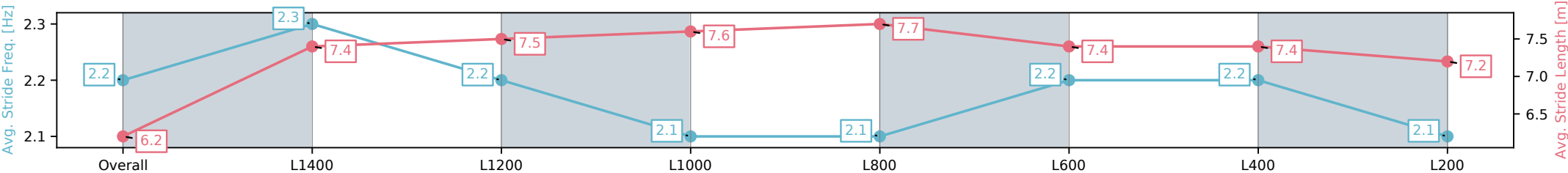
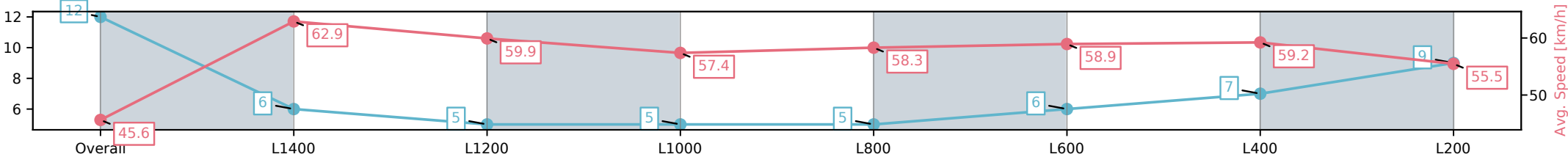
Race 9: PFD Food Services Handicap - 1550m

19 July 2025 - 4:41PM

Track Rating: Soft 5, Weather: Fine, Rail Position: +3m 1000m-W/
Post, True Remainder. Sectional 604 metres



Section	Overall	L1400	L1200	L1000	L800	L600	L400	L200
Section Times	1:37.62[12] (0:11.84)	1:25.78[6] (0:11.45)	1:14.33[5] (0:12.06)	1:02.27[5] (0:12.60)	0:49.67[5] (0:12.32)	0:37.35[6] (0:12.25)	0:25.10[7] (0:12.18)	0:12.92[9] (0:12.92)
Average Speed [km/h]	45.6	62.9	59.9	57.4	58.3	58.9	59.2	55.5
Top Speed [km/h]	62.5	63.8	62.0	58.3	58.9	60.2	60.3	57.9
Avg. Dist. to Rail [m]	0.9	0.8	1.0	1.1	0.3	0.6	1.4	3.2
Avg. Stride Freq. [Hz]	2.2	2.3	2.2	2.1	2.1	2.2	2.2	2.1
Avg. Stride Length [m]	6.2	7.4	7.5	7.6	7.7	7.4	7.4	7.2



[] Ranking at each section and finish
-:-:- No data available at this section
NA No data available

Horse/Jockey Name	KING OF WESSEX/Todd Pannell
Finish Rank	13
Fastest Section Time (Section)	0:11.60 (L1400)
Top Speed [km/h] (Section)	63.5 (L1400)
Race State	Finished



Morphettville Parks-Professional-2025-07-19

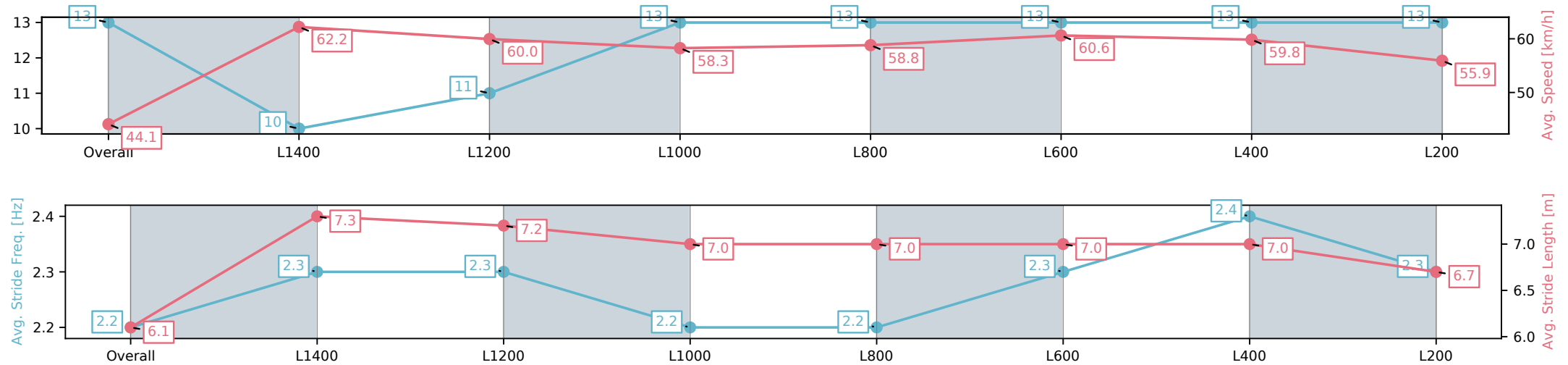
Race 9: PFD Food Services Handicap - 1550m

19 July 2025 - 4:41PM

Track Rating: Soft 5, Weather: Fine, Rail Position: +3m 1000m-W/
Post, True Remainder. Sectional 604 metres



Section	Overall	L1400	L1200	L1000	L800	L600	L400	L200
Section Times	1:37.94[13] (0:12.28)	1:25.66[10] (0:11.60)	1:14.06[11] (0:12.25)	1:01.81[13] (0:12.45)	0:49.36[13] (0:12.33)	0:37.03[13] (0:12.11)	0:24.92[13] (0:12.11)	0:12.81[13] (0:12.81)
Average Speed [km/h]	44.1	62.2	60.0	58.3	58.8	60.6	59.8	55.9
Top Speed [km/h]	61.5	63.5	61.3	60.1	59.8	62.1	61.8	57.4
Avg. Dist. to Rail [m]	7.1	3.1	3.7	4.1	2.5	3.1	6.4	8.7
Avg. Stride Freq. [Hz]	2.2	2.3	2.3	2.2	2.2	2.3	2.4	2.3
Avg. Stride Length [m]	6.1	7.3	7.2	7.0	7.0	7.0	7.0	6.7



[] Ranking at each section and finish
-:-:- No data available at this section
NA No data available