



Morphettville Parks-Professional-2025-07-19
Race 8: Sportsbet Same Race Multi Handicap - 1000m
19 July 2025 - 4:04PM



Track Rating: Soft 5, Weather: Fine, Rail Position: +3m 1000m-W/Post, True Remainder.
Sectional 604 metres

Section
Field Times

Overall
0:58.99
(0:13.68)

L800
0:45.31
(0:10.69)

L600
0:34.62
(0:11.13)

L400
0:23.49
(0:11.53)

L200
0:11.96
(0:11.96)

Position	#	Horse/Jockey	Barrier	Top Speed [km/h]	Fastest Section	First 400m	Overall	L800	L600	L400	L200	Margin	Distance Travelled From Winner [m]
1	11	SUPER ALANA	2	67.6	0:10.90	0:24.68	0:58.99	0:45.21 [3]	0:34.31 [4]	0:23.21 [4]	0:11.86 [2]	0:58.99	
		Todd Pannell		1000-800	800-600		(0:13.78)	(0:10.90)	(0:11.10)	(0:11.35)	(0:11.86)		
2	2	DEEPFLOAT DIVA	3	67.6	0:10.82	0:24.75	0:59.02	0:45.09 [6]	0:34.27 [6]	0:23.09 [5]	0:11.78 [3]	0.21L	+3
		Jake Toeroek		1000-800	800-600		(0:13.93)	(0:10.82)	(0:11.18)	(0:11.31)	(0:11.78)		
3	10	LEFT TURN CLYDE	8	69.6	0:10.62	0:25.08	0:59.31	0:44.85 [10]	0:34.23 [10]	0:23.32 [6]	0:12.07 [5]	1.98L	+0
		Matthew Chadwick		1000-800	800-600		(0:14.46)	(0:10.62)	(0:10.91)	(0:11.25)	(0:12.07)		
4	1	WINNING REVOLUTION	9	68.8	0:10.64	0:25.00	0:59.39	0:45.03 [9]	0:34.39 [8]	0:23.23 [9]	0:11.86 [7]	2.52L	+4
		Rochelle Milnes		1000-800	800-600		(0:14.36)	(0:10.64)	(0:11.16)	(0:11.37)	(0:11.86)		
5	3	MINTULEE	6	69.1	0:10.68	0:24.36	0:59.59	0:45.91 [1]	0:35.23 [1]	0:24.09 [1]	0:12.56 [1]	3.76L	+2
		Alana Livesey		1000-800	800-600		(0:13.68)	(0:10.68)	(0:11.14)	(0:11.53)	(0:12.56)		
6	8	BRISTLER	7	70.1	0:10.73	0:24.55	0:59.67	0:45.85 [4]	0:35.12 [3]	0:23.94 [3]	0:12.36 [6]	4.23L	+2
		Lachlan Neindorf		1000-800	800-600		(0:13.82)	(0:10.73)	(0:11.18)	(0:11.57)	(0:12.36)		
7	7	BEAUTY BOUND	4	67.9	0:10.82	0:24.73	0:59.82	0:45.91 [5]	0:35.09 [5]	0:23.75 [8]	0:12.19 [9]	5.18L	+5
		Taylor Johnstone		1000-800	800-600		(0:13.91)	(0:10.82)	(0:11.34)	(0:11.56)	(0:12.19)		
8	5	SQUAD	1	68.8	0:10.73	0:24.49	0:59.96	0:46.20 [2]	0:35.47 [2]	0:24.26 [2]	0:12.72 [4]	6.03L	+1
		Justin Potter		1000-800	800-600		(0:13.76)	(0:10.73)	(0:11.21)	(0:11.54)	(0:12.72)		
9	4	GRAND HOST	10	69.7	0:10.67	0:25.02	0:59.96	0:45.61 [8]	0:34.94 [9]	0:23.74 [10]	0:12.12 [10]	6.09L	+7
		Jacob Opperman		1000-800	800-600		(0:14.35)	(0:10.67)	(0:11.20)	(0:11.62)	(0:12.12)		
10	6	THE GOV	5	68.4	0:10.84	0:24.87	1:00.07	0:46.04 [7]	0:35.20 [7]	0:24.01 [7]	0:12.48 [8]	6.72L	+5
		Caitlin Tootell		1000-800	800-600		(0:14.03)	(0:10.84)	(0:11.19)	(0:11.53)	(0:12.48)		

Scratched: Hajra (#9), Babayka (#12), Here Comes Hogan (#13)

Report Created: Sat 19 July 2025 17:00:39 GMT+10 (Note: Timing is based on positional data)

Page 1/11

[] Position in running at each section and finish
-:-:- No data available at this section
NA No data available
Background shading for fastest section

Saddle cloth number
DNF Did not finish
DNT Did not track

Horse/Jockey Name	SUPER ALANA/Todd Pannell
Finish Rank	1
Fastest Section Time (Section)	0:10.90 (L800)
Top Speed [km/h] (Section)	67.6 (Overall)
Race State	Finished



Morphettville Parks-Professional-2025-07-19

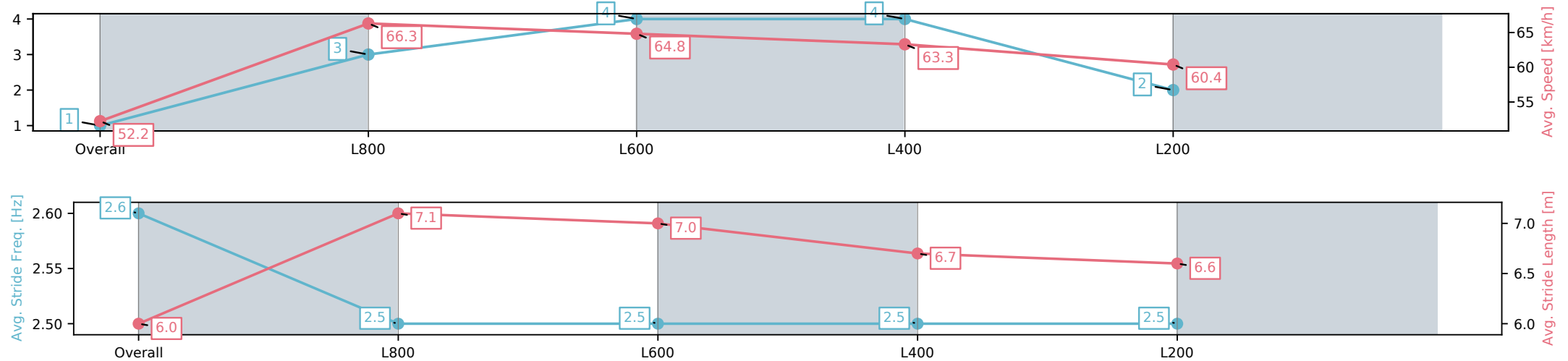
Race 8: Sportsbet Same Race Multi Handicap - 1000m

19 July 2025 - 4:04PM

Track Rating: Soft 5, Weather: Fine, Rail Position: +3m 1000m-W/
Post, True Remainder. Sectional 604 metres



Section	Overall	L800	L600	L400	L200
Section Times	0:58.99[1] (0:13.78)	0:45.21[3] (0:10.90)	0:34.31[4] (0:11.10)	0:23.21[4] (0:11.35)	0:11.86[2] (0:11.86)
Average Speed [km/h]	52.2	66.3	64.8	63.3	60.4
Top Speed [km/h]	67.1	67.6	65.5	64.2	62.1
Avg. Dist. to Rail [m]	2.7	1.5	0.7	1.7	3.7
Avg. Stride Freq. [Hz]	2.6	2.5	2.5	2.5	2.5
Avg. Stride Length [m]	6.0	7.1	7.0	6.7	6.6



[] Ranking at each section and finish
-:-:- No data available at this section
NA No data available

Horse/Jockey Name	DEEPFLOAT DIVA/Jake Toeroek
Finish Rank	2
Fastest Section Time (Section)	0:10.82 (L800)
Top Speed [km/h] (Section)	67.6 (Overall)
Race State	Finished



Morphettville Parks-Professional-2025-07-19

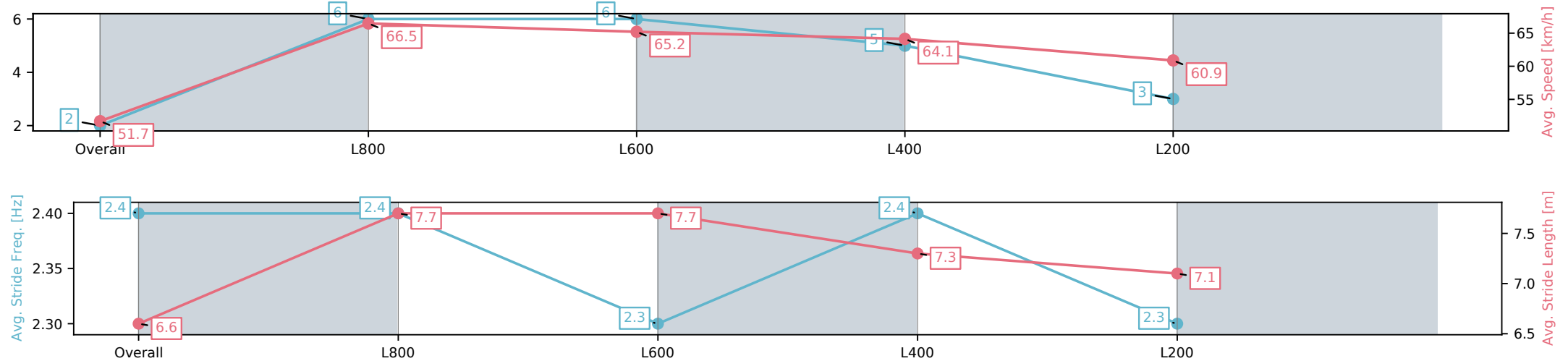
Race 8: Sportsbet Same Race Multi Handicap - 1000m

19 July 2025 - 4:04PM

Track Rating: Soft 5, Weather: Fine, Rail Position: +3m 1000m-W/
Post, True Remainder. Sectional 604 metres



Section	Overall	L800	L600	L400	L200
Section Times	0:59.02[2] (0:13.93)	0:45.09[6] (0:10.82)	0:34.27[6] (0:11.18)	0:23.09[5] (0:11.31)	0:11.78[3] (0:11.78)
Average Speed [km/h]	51.7	66.5	65.2	64.1	60.9
Top Speed [km/h]	67.3	67.6	66.2	66.2	63.4
Avg. Dist. to Rail [m]	2.3	0.3	2.0	4.7	5.4
Avg. Stride Freq. [Hz]	2.4	2.4	2.3	2.4	2.3
Avg. Stride Length [m]	6.6	7.7	7.7	7.3	7.1



[] Ranking at each section and finish
-:-:- No data available at this section
NA No data available

Horse/Jockey Name	LEFT TURN CLYDE/Matthew Chadwick
Finish Rank	3
Fastest Section Time (Section)	0:10.62 (L800)
Top Speed [km/h] (Section)	69.6 (Overall)
Race State	Finished



Morphettville Parks-Professional-2025-07-19

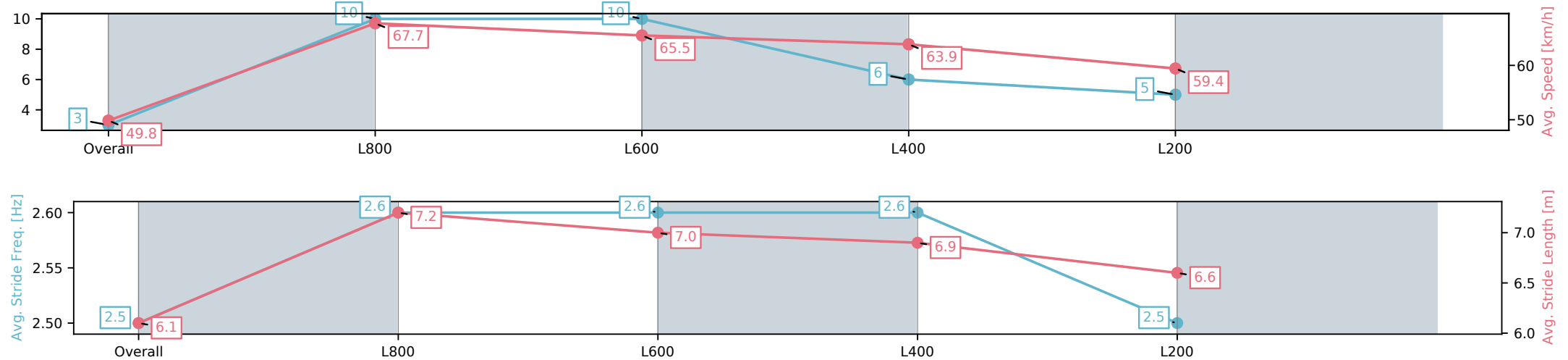
Race 8: Sportsbet Same Race Multi Handicap - 1000m

19 July 2025 - 4:04PM

Track Rating: Soft 5, Weather: Fine, Rail Position: +3m 1000m-W/
Post, True Remainder. Sectional 604 metres



Section	Overall	L800	L600	L400	L200
Section Times	0:59.31[3] (0:14.46)	0:44.85[10] (0:10.62)	0:34.23[10] (0:10.91)	0:23.32[6] (0:11.25)	0:12.07[5] (0:12.07)
Average Speed [km/h]	49.8	67.7	65.5	63.9	59.4
Top Speed [km/h]	68.5	69.6	66.9	66.0	61.8
Avg. Dist. to Rail [m]	4.4	0.3	1.1	0.9	1.4
Avg. Stride Freq. [Hz]	2.5	2.6	2.6	2.6	2.5
Avg. Stride Length [m]	6.1	7.2	7.0	6.9	6.6



[] Ranking at each section and finish
-:-:- No data available at this section
NA No data available

Horse/Jockey Name	WINNING REVOLUTION/Rochelle Milnes
Finish Rank	4
Fastest Section Time (Section)	0:10.64 (L800)
Top Speed [km/h] (Section)	68.8 (Overall)
Race State	Finished



Morphettville Parks-Professional-2025-07-19

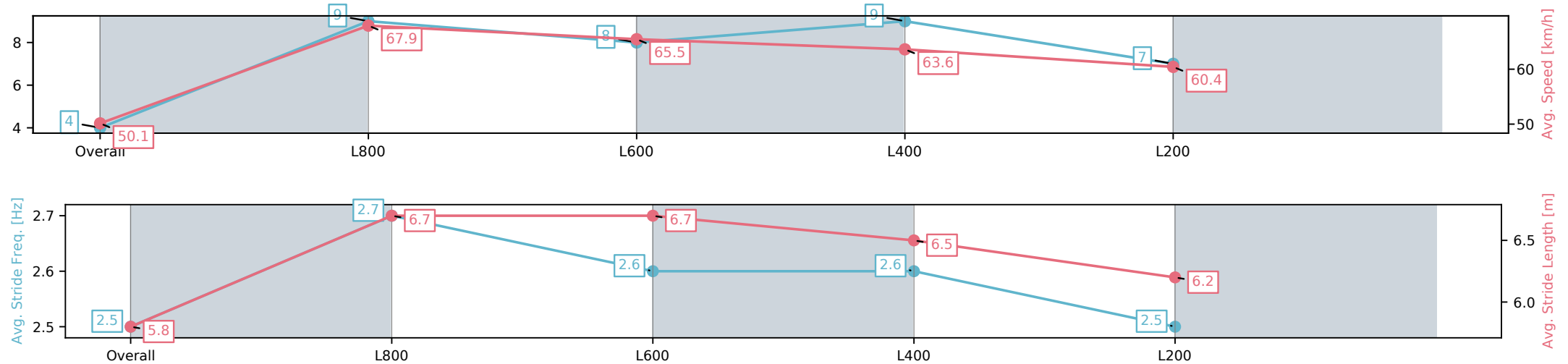
Race 8: Sportsbet Same Race Multi Handicap - 1000m

19 July 2025 - 4:04PM

Track Rating: Soft 5, Weather: Fine, Rail Position: +3m 1000m-W/
Post, True Remainder. Sectional 604 metres



Section	Overall	L800	L600	L400	L200
Section Times	0:59.39[4] (0:14.36)	0:45.03[9] (0:10.64)	0:34.39[8] (0:11.16)	0:23.23[9] (0:11.37)	0:11.86[7] (0:11.86)
Average Speed [km/h]	50.1	67.9	65.5	63.6	60.4
Top Speed [km/h]	68.3	68.8	66.8	64.3	62.9
Avg. Dist. to Rail [m]	6.3	1.8	2.2	5.2	8.4
Avg. Stride Freq. [Hz]	2.5	2.7	2.6	2.6	2.5
Avg. Stride Length [m]	5.8	6.7	6.7	6.5	6.2



[] Ranking at each section and finish
-:-:- No data available at this section
NA No data available

Horse/Jockey Name	MINTULEE/Alana Livesey
Finish Rank	5
Fastest Section Time (Section)	0:10.68 (L800)
Top Speed [km/h] (Section)	69.1 (Overall)
Race State	Finished



Morphettville Parks-Professional-2025-07-19

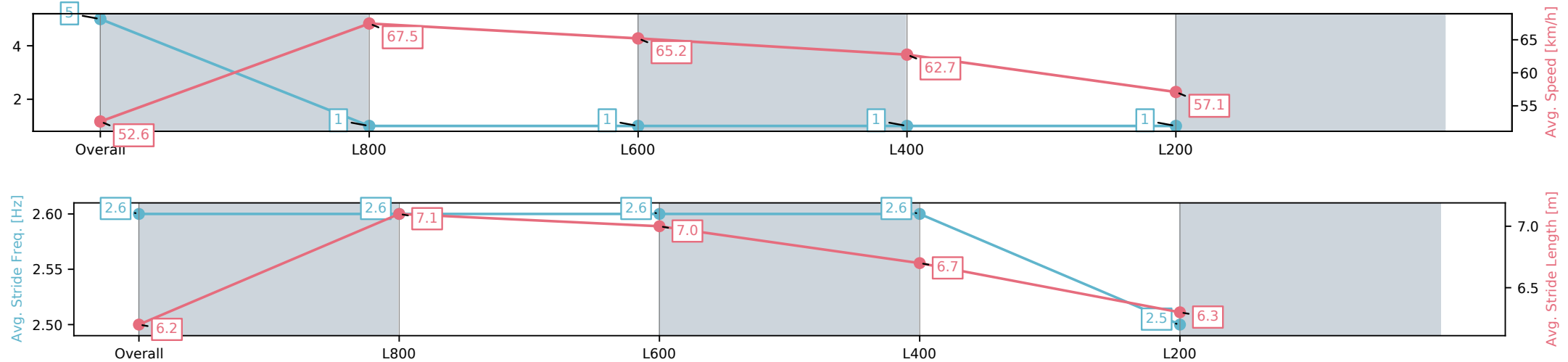
Race 8: Sportsbet Same Race Multi Handicap - 1000m

19 July 2025 - 4:04PM

Track Rating: Soft 5, Weather: Fine, Rail Position: +3m 1000m-W/
Post, True Remainder. Sectional 604 metres



Section	Overall	L800	L600	L400	L200
Section Times	0:59.59[5] (0:13.68)	0:45.91[1] (0:10.68)	0:35.23[1] (0:11.14)	0:24.09[1] (0:11.53)	0:12.56[1] (0:12.56)
Average Speed [km/h]	52.6	67.5	65.2	62.7	57.1
Top Speed [km/h]	68.4	69.1	67.2	64.9	60.6
Avg. Dist. to Rail [m]	4.8	1.2	1.5	2.7	3.4
Avg. Stride Freq. [Hz]	2.6	2.6	2.6	2.6	2.5
Avg. Stride Length [m]	6.2	7.1	7.0	6.7	6.3



[] Ranking at each section and finish
-:-:- No data available at this section
NA No data available

Horse/Jockey Name	BRISTLER/Lachlan Neindorf
Finish Rank	6
Fastest Section Time (Section)	0:10.73 (L800)
Top Speed [km/h] (Section)	70.1 (Overall)
Race State	Finished



Morphettville Parks-Professional-2025-07-19

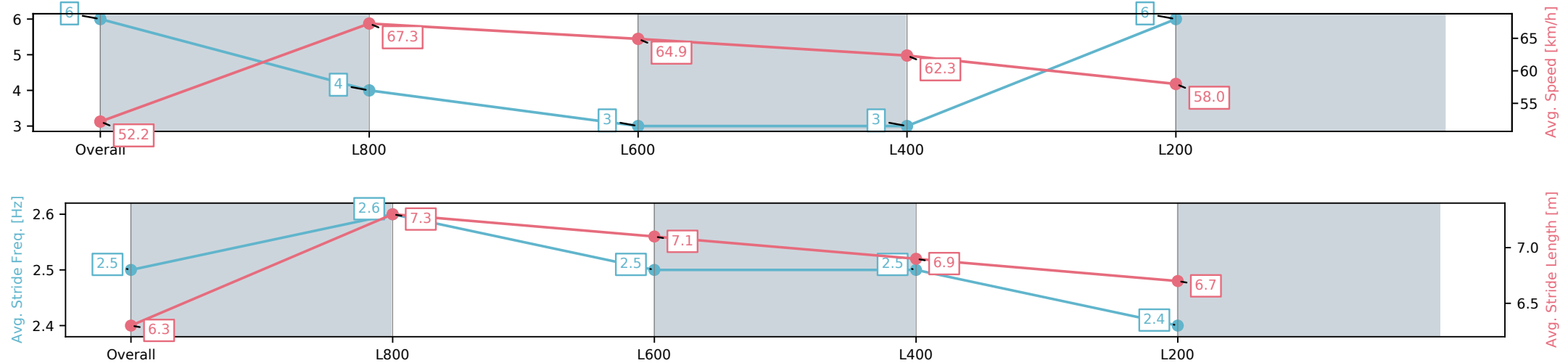
Race 8: Sportsbet Same Race Multi Handicap - 1000m

19 July 2025 - 4:04PM

Track Rating: Soft 5, Weather: Fine, Rail Position: +3m 1000m-W/
Post, True Remainder. Sectional 604 metres



Section	Overall	L800	L600	L400	L200
Section Times	0:59.67[6] (0:13.82)	0:45.85[4] (0:10.73)	0:35.12[3] (0:11.18)	0:23.94[3] (0:11.57)	0:12.36[6] (0:12.36)
Average Speed [km/h]	52.2	67.3	64.9	62.3	58.0
Top Speed [km/h]	67.8	70.1	65.9	64.5	60.4
Avg. Dist. to Rail [m]	5.9	2.6	1.1	3.5	5.7
Avg. Stride Freq. [Hz]	2.5	2.6	2.5	2.5	2.4
Avg. Stride Length [m]	6.3	7.3	7.1	6.9	6.7



[] Ranking at each section and finish
-:-:- No data available at this section
NA No data available

Horse/Jockey Name	BEAUTY BOUND/Taylor Johnstone
Finish Rank	7
Fastest Section Time (Section)	0:10.82 (L800)
Top Speed [km/h] (Section)	67.9 (Overall)
Race State	Finished



Morphettville Parks-Professional-2025-07-19

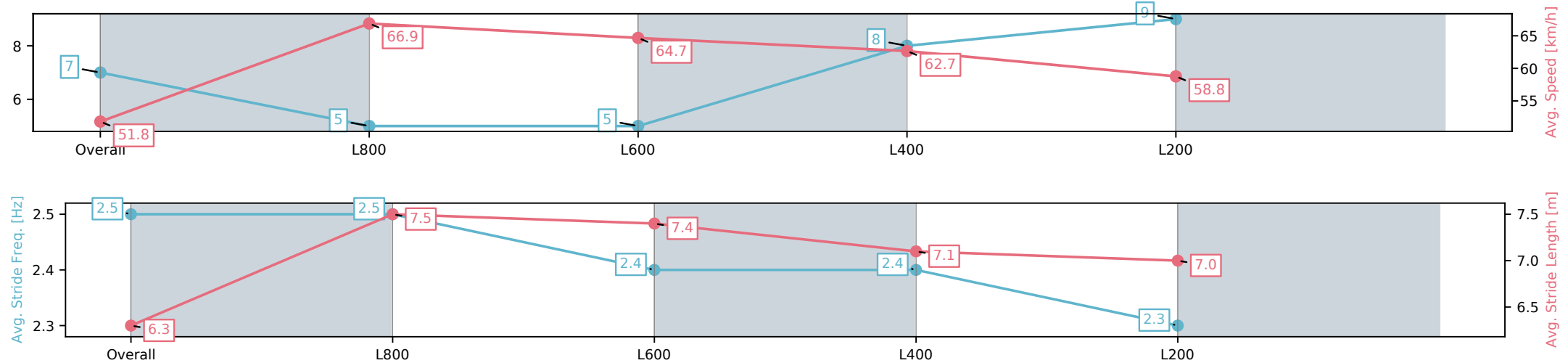
Race 8: Sportsbet Same Race Multi Handicap - 1000m

19 July 2025 - 4:04PM

Track Rating: Soft 5, Weather: Fine, Rail Position: +3m 1000m-W/
Post, True Remainder. Sectional 604 metres



Section	Overall	L800	L600	L400	L200
Section Times	0:59.82[7] (0:13.91)	0:45.91[5] (0:10.82)	0:35.09[5] (0:11.34)	0:23.75[8] (0:11.56)	0:12.19[9] (0:12.19)
Average Speed [km/h]	51.8	66.9	64.7	62.7	58.8
Top Speed [km/h]	67.9	67.9	65.7	63.9	61.5
Avg. Dist. to Rail [m]	4.1	1.9	3.0	3.7	6.3
Avg. Stride Freq. [Hz]	2.5	2.5	2.4	2.4	2.3
Avg. Stride Length [m]	6.3	7.5	7.4	7.1	7.0



[] Ranking at each section and finish
-:-:- No data available at this section
NA No data available

Horse/Jockey Name	SQUAD/Justin Potter
Finish Rank	8
Fastest Section Time (Section)	0:10.73 (L800)
Top Speed [km/h] (Section)	68.8 (Overall)
Race State	Finished



Morphettville Parks-Professional-2025-07-19

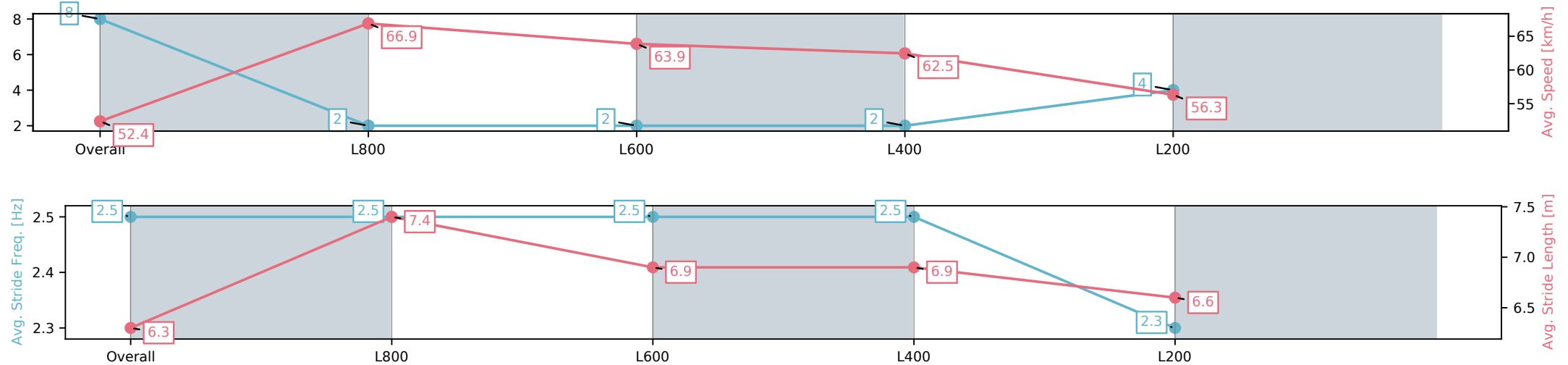
Race 8: Sportsbet Same Race Multi Handicap - 1000m

19 July 2025 - 4:04PM

Track Rating: Soft 5, Weather: Fine, Rail Position: +3m 1000m-W/
Post, True Remainder. Sectional 604 metres



Section	Overall	L800	L600	L400	L200
Section Times	0:59.96[8] (0:13.76)	0:46.20[2] (0:10.73)	0:35.47[2] (0:11.21)	0:24.26[2] (0:11.54)	0:12.72[4] (0:12.72)
Average Speed [km/h]	52.4	66.9	63.9	62.5	56.3
Top Speed [km/h]	68.8	68.8	65.6	64.8	59.8
Avg. Dist. to Rail [m]	1.0	0.9	0.6	0.2	0.8
Avg. Stride Freq. [Hz]	2.5	2.5	2.5	2.5	2.3
Avg. Stride Length [m]	6.3	7.4	6.9	6.9	6.6



[] Ranking at each section and finish
-:-:- No data available at this section
NA No data available

Horse/Jockey Name	GRAND HOST/Jacob Opperman
Finish Rank	9
Fastest Section Time (Section)	0:10.67 (L800)
Top Speed [km/h] (Section)	69.7 (Overall)
Race State	Finished



Morphettville Parks-Professional-2025-07-19

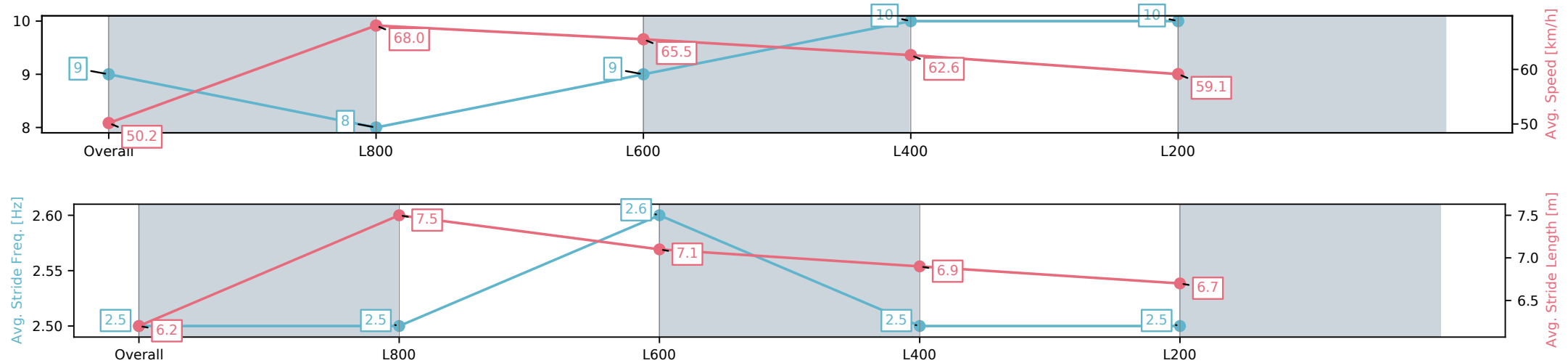
Race 8: Sportsbet Same Race Multi Handicap - 1000m

19 July 2025 - 4:04PM

Track Rating: Soft 5, Weather: Fine, Rail Position: +3m 1000m-W/
Post, True Remainder. Sectional 604 metres



Section	Overall	L800	L600	L400	L200
Section Times	0:59.96[9] (0:14.35)	0:45.61[8] (0:10.67)	0:34.94[9] (0:11.20)	0:23.74[10] (0:11.62)	0:12.12[10] (0:12.12)
Average Speed [km/h]	50.2	68.0	65.5	62.6	59.1
Top Speed [km/h]	69.3	69.7	66.9	64.0	61.6
Avg. Dist. to Rail [m]	7.2	3.2	3.2	7.4	10.0
Avg. Stride Freq. [Hz]	2.5	2.5	2.6	2.5	2.5
Avg. Stride Length [m]	6.2	7.5	7.1	6.9	6.7



[] Ranking at each section and finish
-:-:- No data available at this section
NA No data available

Horse/Jockey Name	THE GOV/Caitlin Tootell
Finish Rank	10
Fastest Section Time (Section)	0:10.84 (L800)
Top Speed [km/h] (Section)	68.4 (Overall)
Race State	Finished



Morphettville Parks-Professional-2025-07-19

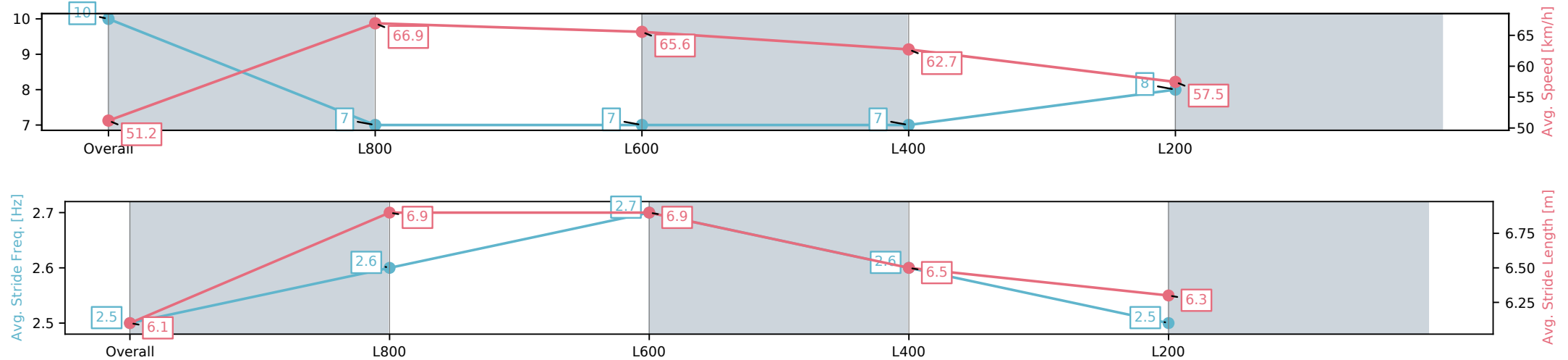
Race 8: Sportsbet Same Race Multi Handicap - 1000m

19 July 2025 - 4:04PM

Track Rating: Soft 5, Weather: Fine, Rail Position: +3m 1000m-W/
Post, True Remainder. Sectional 604 metres



Section	Overall	L800	L600	L400	L200
Section Times	1:00.07[10] (0:14.03)	0:46.04[7] (0:10.84)	0:35.20[7] (0:11.19)	0:24.01[7] (0:11.53)	0:12.48[8] (0:12.48)
Average Speed [km/h]	51.2	66.9	65.6	62.7	57.5
Top Speed [km/h]	68.4	68.4	67.6	64.6	62.4
Avg. Dist. to Rail [m]	4.4	2.8	3.0	4.1	6.7
Avg. Stride Freq. [Hz]	2.5	2.6	2.7	2.6	2.5
Avg. Stride Length [m]	6.1	6.9	6.9	6.5	6.3



[] Ranking at each section and finish
-:-:- No data available at this section
NA No data available