



Morphettville Parks-Professional-2025-07-19

Race 7: Thomas Farms Handicap - 1400m

19 July 2025 - 3:28PM

Track Rating: Soft 5, Weather: Fine, Rail Position: +3m 1000m-W/Post, True Remainder.
Sectional 604 metres



Section Field Times

Overall
1:26.50
(0:14.37)

L1200
1:12.13
(0:11.25)

L1000
1:00.87
(0:12.24)

L800
0:48.64
(0:12.34)

L600
0:36.28
(0:12.17)

L400
0:24.12
(0:11.87)

Position	#	Horse/Jockey	Barrier	Top Speed [km/h]	Fastest Section	First 400m	Overall	L1200	L1000	L800	L600	L400	Distance Travelled From Winner [m]
1	1	PLACO	13	64.7	0:11.25	0:25.62	1:26.50	1:12.13 [1]	1:00.88 [1]	0:48.64 [1]	0:36.30 [1]	0:24.13 [1]	
		Lachlan Neindorf		1400-1200	1200-1000		(0:14.37)	(0:11.25)	(0:12.24)	(0:12.34)	(0:12.17)	(0:11.87)	
2	3	DREAMS FULFILLED	3	64.3	0:11.47	0:26.01	1:26.69	1:12.15 [4]	1:00.68 [5]	0:48.52 [5]	0:36.18 [5]	0:24.07 [5]	+3
		Taylor Johnstone		1400-1200	1200-1000		(0:14.54)	(0:11.47)	(0:12.16)	(0:12.34)	(0:12.11)	(0:11.70)	
3	7	PERCIDIAN	4	66.1	0:11.43	0:26.18	1:26.88	1:12.13 [6]	1:00.70 [7]	0:48.48 [7]	0:36.11 [9]	0:23.96 [10]	+1
		Jacob Opperman		1400-1200	1200-1000		(0:14.75)	(0:11.43)	(0:12.22)	(0:12.37)	(0:12.15)	(0:11.71)	
4	18	STAR STUDDER BELLE	12	64.9	0:11.39	0:26.45	1:26.96	1:11.90 [11]	1:00.51 [11]	0:48.18 [11]	0:35.92 [11]	0:24.12 [9]	+8
		Margaret Collett		1400-1200	1200-1000		(0:15.06)	(0:11.39)	(0:12.33)	(0:12.26)	(0:11.80)	(0:11.84)	
5	2	BE RESPONSIBLE	1	64.2	0:11.46	0:25.85	1:26.97	1:12.58 [2]	1:01.12 [2]	0:48.87 [4]	0:36.48 [4]	0:24.35 [5]	+0
		Jake Toeroek		1400-1200	1200-1000		(0:14.39)	(0:11.46)	(0:12.25)	(0:12.39)	(0:12.13)	(0:11.92)	
6	14	LISELLE'S LUCK	10	63.8	0:11.48	0:26.76	1:27.14	1:11.86 [12]	1:00.38 [12]	0:48.22 [12]	0:35.83 [12]	0:23.84 [12]	+1
		Matthew Chadwick		1400-1200	1200-1000		(0:15.28)	(0:11.48)	(0:12.16)	(0:12.39)	(0:11.99)	(0:11.70)	
7	5	HIGH GARDEN	8	63.9	0:11.38	0:26.17	1:27.25	1:12.46 [7]	1:01.08 [6]	0:48.89 [6]	0:36.58 [6]	0:24.63 [5]	+7
		Jason Holder		1400-1200	1200-1000		(0:14.79)	(0:11.38)	(0:12.19)	(0:12.31)	(0:11.95)	(0:11.86)	
8	15	SADLER'S SONG	2	64.8	0:11.44	0:26.40	1:27.30	1:12.34 [9]	1:00.90 [10]	0:48.72 [10]	0:36.35 [10]	0:24.26 [11]	+1
		Caitlin Tootell		1400-1200	1200-1000		(0:14.96)	(0:11.44)	(0:12.18)	(0:12.37)	(0:12.09)	(0:11.70)	
9	10	SAVATOFF	11	64.3	0:11.46	0:25.87	1:27.38	1:12.97 [3]	1:01.51 [3]	0:49.41 [2]	0:37.08 [2]	0:24.87 [3]	+4
		Stacey Metcalfe		1400-1200	1200-1000		(0:14.41)	(0:11.46)	(0:12.10)	(0:12.33)	(0:12.21)	(0:12.02)	
10	4	DUO PERNA	6	64.1	0:11.42	0:26.23	1:27.41	1:12.60 [8]	1:01.18 [8]	0:48.88 [9]	0:36.65 [8]	0:24.86 [4]	+8
		Teagan Voorham		1400-1200	1200-1000		(0:14.81)	(0:11.42)	(0:12.30)	(0:12.23)	(0:11.79)	(0:11.98)	

Scratched: Thebigsozzo (#6), Onlychanceweget (#8), Bona Fide Star (#9), Hard Leaf (#11), Hubristic (#13), Whisky Sour (#17)

Report Created: Sat 19 July 2025 16:44:52 GMT+10 (Note: Timing is based on positional data)

Page 1/16

[] Position in running at each section and finish
-:-:- No data available at this section
NA No data available
Background shading for fastest section

Saddle cloth number
DNF Did not finish
DNT Did not track

data processed by TRIPLESDATA



Morphettville Parks-Professional-2025-07-19
Race 7: Thomas Farms Handicap - 1400m
19 July 2025 - 3:28PM



Track Rating: Soft 5, Weather: Fine, Rail Position: +3m 1000m-W/Post, True Remainder.
Sectional 604 metres

Section Field Times							Overall	L1200	L1000	L800	L600	L400			
							1:26.50 (0:14.37)	1:12.13 (0:11.25)	1:00.87 (0:12.24)	0:48.64 (0:12.34)	0:36.28 (0:12.17)	0:24.12 (0:11.87)			
Position	#	Horse/Jockey	Barrier	Top Speed [km/h]	Fastest Section	First 400m									Distance Travelled From Winner [m]
11	12	FANCY SHOULDER	5	66.3	0:11.23	0:25.92	1:27.42	1:12.73 [5]	1:01.50 [4]	0:49.36 [3]	0:37.08 [3]	0:24.99 [2]		+5	
		Felicity Atkinson		1400-1200	1200-1000		(0:14.69)	(0:11.23)	(0:12.14)	(0:12.28)	(0:12.09)	(0:11.97)			
12	16	I RUN ON AIR	7	64.8	0:11.28	0:26.28	1:27.83	1:12.84 [10]	1:01.55 [9]	0:49.33 [8]	0:37.12 [7]	0:25.07 [8]		+4	
		Dylan Caboche		1400-1200	1200-1000		(0:14.99)	(0:11.28)	(0:12.22)	(0:12.21)	(0:12.05)	(0:12.05)			

Scratched: Thebigsozzo (#6), Onlychanceweget (#8), Bona Fide Star (#9), Hard Leaf (#11), Hubristic (#13), Whisky Sour (#17)



Morphettville Parks-Professional-2025-07-19

Race 7: Thomas Farms Handicap - 1400m

19 July 2025 - 3:28PM

Track Rating: Soft 5, Weather: Fine, Rail Position: +3m 1000m-W/Post, True Remainder.
Sectional 604 metres



Section Field Times

L200
0:12.26
(0:12.26)

Position	#	Horse/Jockey	Barrier	Top Speed [km/h]	Fastest Section	First 400m	Margin								Distance Travelled From Winner [m]
1	1	PLACO	13	64.7	0:11.25	0:25.62	0:12.26 [1]	1:26.50							
		Lachlan Neindorf		1400-1200	1200-1000		(0:12.26)								
2	3	DREAMS FULFILLED	3	64.3	0:11.47	0:26.01	0:12.37 [2]	1.15L						+3	
		Taylor Johnstone		1400-1200	1200-1000		(0:12.37)								
3	7	PERCIDIAN	4	66.1	0:11.43	0:26.18	0:12.25 [8]	2.33L						+1	
		Jacob Opperman		1400-1200	1200-1000		(0:12.25)								
4	18	STAR STUDDER BELLE	12	64.9	0:11.39	0:26.45	0:12.28 [9]	2.88L						+8	
		Margaret Collett		1400-1200	1200-1000		(0:12.28)								
5	2	BE RESPONSIBLE	1	64.2	0:11.46	0:25.85	0:12.43 [7]	2.91L						+0	
		Jake Toeroek		1400-1200	1200-1000		(0:12.43)								
6	14	LISELLE'S LUCK	10	63.8	0:11.48	0:26.76	0:12.14 [12]	3.98L						+1	
		Matthew Chadwick		1400-1200	1200-1000		(0:12.14)								
7	5	HIGH GARDEN	8	63.9	0:11.38	0:26.17	0:12.77 [4]	4.67L						+7	
		Jason Holder		1400-1200	1200-1000		(0:12.77)								
8	15	SADLER'S SONG	2	64.8	0:11.44	0:26.40	0:12.56 [10]	5.0L						+1	
		Caitlin Tootell		1400-1200	1200-1000		(0:12.56)								
9	10	SAVATOFF	11	64.3	0:11.46	0:25.87	0:12.85 [6]	5.49L						+4	
		Stacey Metcalfe		1400-1200	1200-1000		(0:12.85)								
10	4	DUO PERNA	6	64.1	0:11.42	0:26.23	0:12.88 [5]	5.67L						+8	
		Teagan Voorham		1400-1200	1200-1000		(0:12.88)								

Scratched: Thebigsozzo (#6), Onlychanceweget (#8), Bona Fide Star (#9), Hard Leaf (#11), Hubristic (#13), Whisky Sour (#17)

Report Created: Sat 19 July 2025 16:44:52 GMT+10 (Note: Timing is based on positional data)

Page 3/16

[] Position in running at each section and finish
-:-:- No data available at this section
NA No data available
■ Background shading for fastest section

Saddle cloth number
DNF Did not finish
DNT Did not track



Morphettville Parks-Professional-2025-07-19
Race 7: Thomas Farms Handicap - 1400m
19 July 2025 - 3:28PM



Track Rating: Soft 5, Weather: Fine, Rail Position: +3m 1000m-W/Post, True Remainder.
Sectional 604 metres

Section Field Times		L200 0:12.26 (0:12.26)										Distance Travelled From Winner [m]		
Position	#	Horse/Jockey	Barrier	Top Speed [km/h]	Fastest Section	First 400m	Margin							
11	12	FANCY SHOULDER	5	66.3	0:11.23	0:25.92	0:13.02 [3]	5.72L						+5
		Felicity Atkinson		1400-1200	1200-1000		(0:13.02)							
12	16	I RUN ON AIR	7	64.8	0:11.28	0:26.28	0:13.02 [11]	8.27L						+4
		Dylan Caboche		1400-1200	1200-1000		(0:13.02)							

Scratched: Thebigsozzo (#6), Onlychanceweget (#8), Bona Fide Star (#9), Hard Leaf (#11), Hubristic (#13), Whisky Sour (#17)

Horse/Jockey Name	PLACO/Lachlan Neindorf
Finish Rank	1
Fastest Section Time (Section)	0:11.25 (L1200)
Top Speed [km/h] (Section)	64.7 (Overall)
Race State	Finished



Morphettville Parks-Professional-2025-07-19

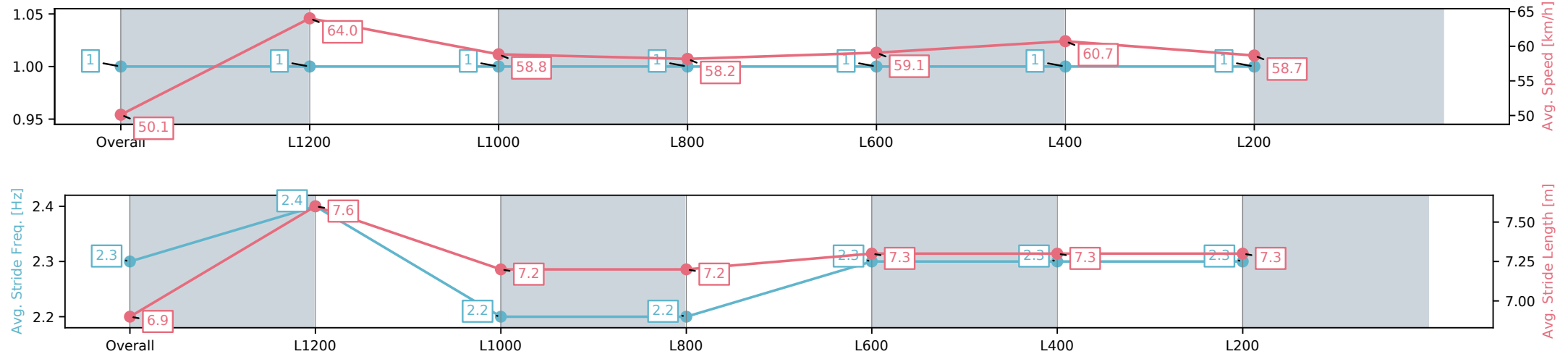
Race 7: Thomas Farms Handicap - 1400m

19 July 2025 - 3:28PM

Track Rating: Soft 5, Weather: Fine, Rail Position: +3m 1000m-W/
Post, True Remainder. Sectional 604 metres



Section	Overall	L1200	L1000	L800	L600	L400	L200
Section Times	1:26.50[1] (0:14.37)	1:12.13[1] (0:11.25)	1:00.88[1] (0:12.24)	0:48.64[1] (0:12.34)	0:36.30[1] (0:12.17)	0:24.13[1] (0:11.87)	0:12.26[1] (0:12.26)
Average Speed [km/h]	50.1	64.0	58.8	58.2	59.1	60.7	58.7
Top Speed [km/h]	64.0	64.7	62.0	58.6	60.6	61.3	60.5
Avg. Dist. to Rail [m]	10.0	3.9	0.4	0.6	0.4	0.7	1.1
Avg. Stride Freq. [Hz]	2.3	2.4	2.2	2.2	2.3	2.3	2.3
Avg. Stride Length [m]	6.9	7.6	7.2	7.2	7.3	7.3	7.3



[] Ranking at each section and finish
-:-:- No data available at this section
NA No data available

Horse/Jockey Name	DREAMS FULFILLED/Taylor Johnstone
Finish Rank	2
Fastest Section Time (Section)	0:11.47 (L1200)
Top Speed [km/h] (Section)	64.3 (Overall)
Race State	Finished



Morphettville Parks-Professional-2025-07-19

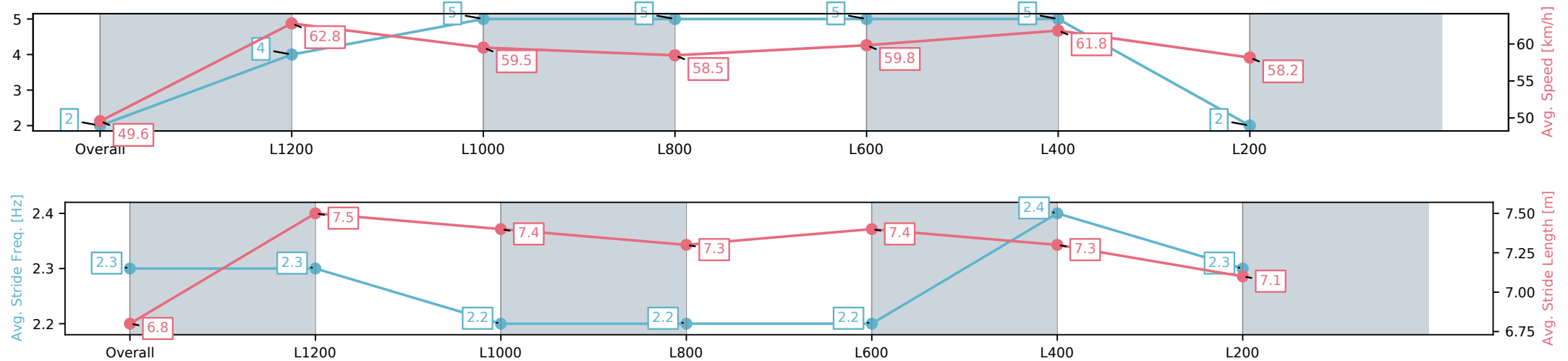
Race 7: Thomas Farms Handicap - 1400m

19 July 2025 - 3:28PM

Track Rating: Soft 5, Weather: Fine, Rail Position: +3m 1000m-W/
Post, True Remainder. Sectional 604 metres



Section	Overall	L1200	L1000	L800	L600	L400	L200
Section Times	1:26.69[2] (0:14.54)	1:12.15[4] (0:11.47)	1:00.68[5] (0:12.16)	0:48.52[5] (0:12.34)	0:36.18[5] (0:12.11)	0:24.07[5] (0:11.70)	0:12.37[2] (0:12.37)
Average Speed [km/h]	49.6	62.8	59.5	58.5	59.8	61.8	58.2
Top Speed [km/h]	62.7	64.3	61.3	59.3	61.3	63.1	61.3
Avg. Dist. to Rail [m]	4.1	2.0	1.0	1.0	0.9	3.2	3.8
Avg. Stride Freq. [Hz]	2.3	2.3	2.2	2.2	2.2	2.4	2.3
Avg. Stride Length [m]	6.8	7.5	7.4	7.3	7.4	7.3	7.1



[] Ranking at each section and finish
-:-:- No data available at this section
NA No data available

Horse/Jockey Name	PERCIDIAN/Jacob Opperman
Finish Rank	3
Fastest Section Time (Section)	0:11.43 (L1200)
Top Speed [km/h] (Section)	66.1 (Overall)
Race State	Finished



Morphettville Parks-Professional-2025-07-19

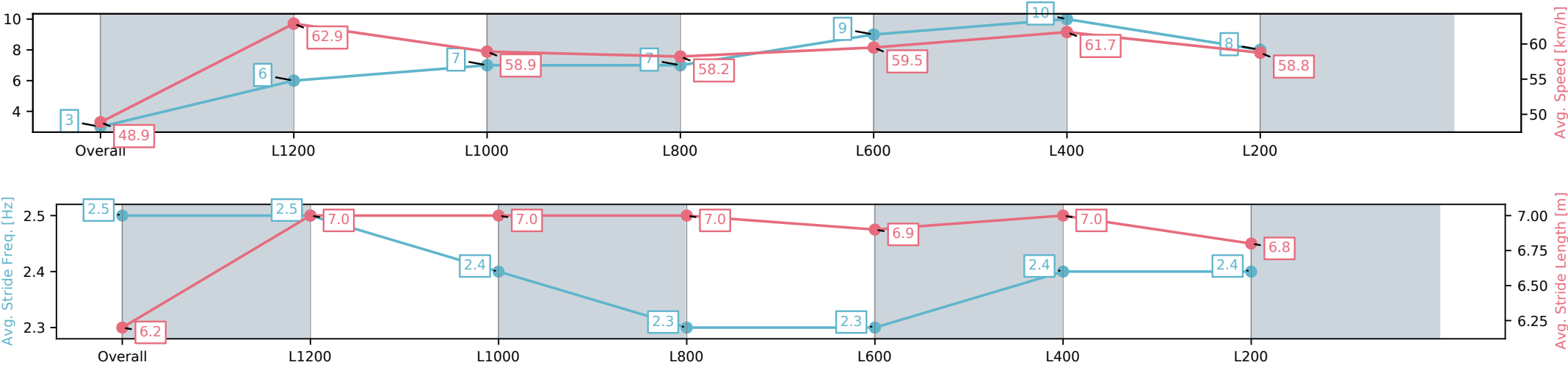
Race 7: Thomas Farms Handicap - 1400m

19 July 2025 - 3:28PM

Track Rating: Soft 5, Weather: Fine, Rail Position: +3m 1000m-W/
Post, True Remainder. Sectional 604 metres



Section	Overall	L1200	L1000	L800	L600	L400	L200
Section Times	1:26.88[3] (0:14.75)	1:12.13[6] (0:11.43)	1:00.70[7] (0:12.22)	0:48.48[7] (0:12.37)	0:36.11[9] (0:12.15)	0:23.96[10] (0:11.71)	0:12.25[8] (0:12.25)
Average Speed [km/h]	48.9	62.9	58.9	58.2	59.5	61.7	58.8
Top Speed [km/h]	65.8	66.1	60.7	59.5	61.9	62.6	61.2
Avg. Dist. to Rail [m]	3.3	1.1	0.3	0.1	0.8	2.4	4.2
Avg. Stride Freq. [Hz]	2.5	2.5	2.4	2.3	2.3	2.4	2.4
Avg. Stride Length [m]	6.2	7.0	7.0	7.0	6.9	7.0	6.8



[] Ranking at each section and finish
-:-:- No data available at this section
NA No data available

Horse/Jockey Name	STAR STUDDER BELLE/Margaret Collett
Finish Rank	4
Fastest Section Time (Section)	0:11.39 (L1200)
Top Speed [km/h] (Section)	64.9 (Overall)
Race State	Finished



Morphettville Parks-Professional-2025-07-19

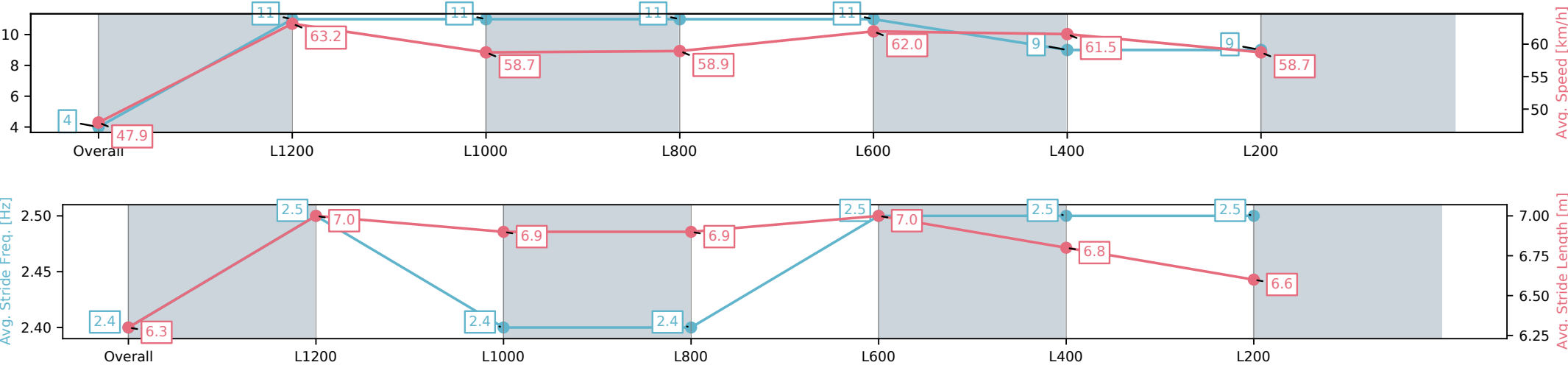
Race 7: Thomas Farms Handicap - 1400m

19 July 2025 - 3:28PM

Track Rating: Soft 5, Weather: Fine, Rail Position: +3m 1000m-W/
Post, True Remainder. Sectional 604 metres



Section	Overall	L1200	L1000	L800	L600	L400	L200
Section Times	1:26.96[4] (0:15.06)	1:11.90[11] (0:11.39)	1:00.51[11] (0:12.33)	0:48.18[11] (0:12.26)	0:35.92[11] (0:11.80)	0:24.12[9] (0:11.84)	0:12.28[9] (0:12.28)
Average Speed [km/h]	47.9	63.2	58.7	58.9	62.0	61.5	58.7
Top Speed [km/h]	63.2	64.9	60.8	60.7	63.4	62.7	60.3
Avg. Dist. to Rail [m]	8.0	2.0	1.3	1.1	2.8	6.6	9.0
Avg. Stride Freq. [Hz]	2.4	2.5	2.4	2.4	2.5	2.5	2.5
Avg. Stride Length [m]	6.3	7.0	6.9	6.9	7.0	6.8	6.6



[] Ranking at each section and finish
-:-:- No data available at this section
NA No data available

Horse/Jockey Name	BE RESPONSIBLE/Jake Toeroek
Finish Rank	5
Fastest Section Time (Section)	0:11.46 (L1200)
Top Speed [km/h] (Section)	64.2 (Overall)
Race State	Finished



Morphettville Parks-Professional-2025-07-19

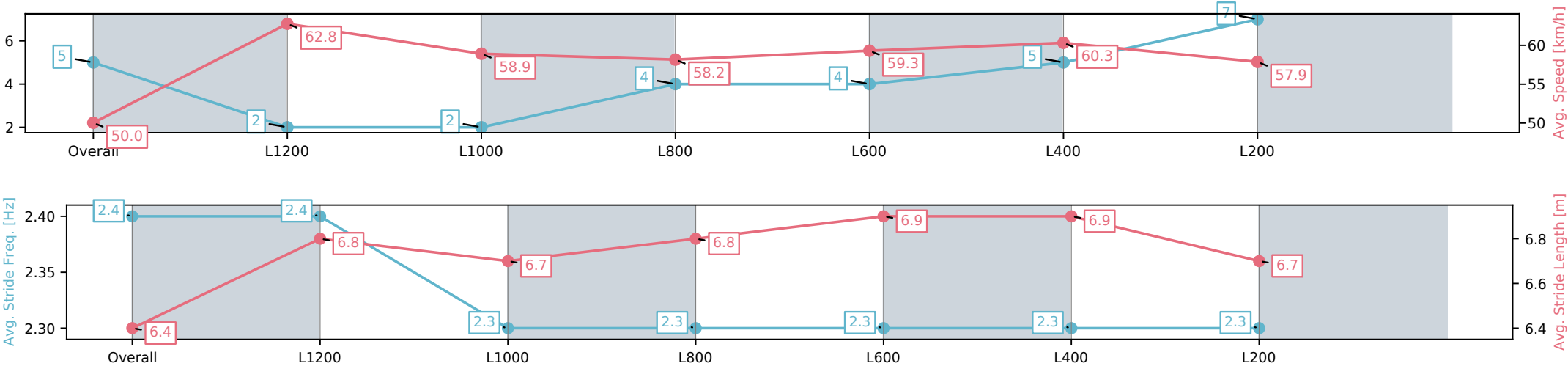
Race 7: Thomas Farms Handicap - 1400m

19 July 2025 - 3:28PM

Track Rating: Soft 5, Weather: Fine, Rail Position: +3m 1000m-W/
Post, True Remainder. Sectional 604 metres



Section	Overall	L1200	L1000	L800	L600	L400	L200
Section Times	1:26.97[5] (0:14.39)	1:12.58[2] (0:11.46)	1:01.12[2] (0:12.25)	0:48.87[4] (0:12.39)	0:36.48[4] (0:12.13)	0:24.35[5] (0:11.92)	0:12.43[7] (0:12.43)
Average Speed [km/h]	50.0	62.8	58.9	58.2	59.3	60.3	57.9
Top Speed [km/h]	64.2	64.2	60.8	59.2	60.7	60.7	59.9
Avg. Dist. to Rail [m]	2.8	1.4	0.7	0.2	0.3	0.6	2.1
Avg. Stride Freq. [Hz]	2.4	2.4	2.3	2.3	2.3	2.3	2.3
Avg. Stride Length [m]	6.4	6.8	6.7	6.8	6.9	6.9	6.7



[] Ranking at each section and finish
-:-:- No data available at this section
NA No data available

Horse/Jockey Name	LISELLE'S LUCK/Matthew Chadwick
Finish Rank	6
Fastest Section Time (Section)	0:11.48 (L1200)
Top Speed [km/h] (Section)	63.8 (Overall)
Race State	Finished



Morphettville Parks-Professional-2025-07-19

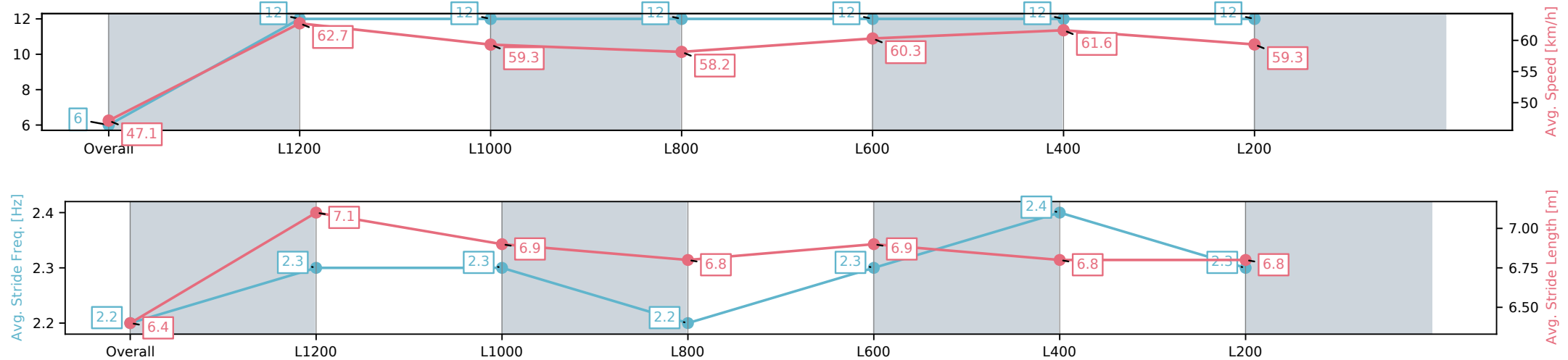
Race 7: Thomas Farms Handicap - 1400m

19 July 2025 - 3:28PM

Track Rating: Soft 5, Weather: Fine, Rail Position: +3m 1000m-W/
Post, True Remainder. Sectional 604 metres



Section	Overall	L1200	L1000	L800	L600	L400	L200
Section Times	1:27.14[6] (0:15.28)	1:11.86[12] (0:11.48)	1:00.38[12] (0:12.16)	0:48.22[12] (0:12.39)	0:35.83[12] (0:11.99)	0:23.84[12] (0:11.70)	0:12.14[12] (0:12.14)
Average Speed [km/h]	47.1	62.7	59.3	58.2	60.3	61.6	59.3
Top Speed [km/h]	61.9	63.8	61.2	60.4	61.2	62.2	61.7
Avg. Dist. to Rail [m]	5.9	1.1	0.7	0.6	0.7	1.1	3.7
Avg. Stride Freq. [Hz]	2.2	2.3	2.3	2.2	2.3	2.4	2.3
Avg. Stride Length [m]	6.4	7.1	6.9	6.8	6.9	6.8	6.8



[] Ranking at each section and finish
-:-:- No data available at this section
NA No data available

Horse/Jockey Name	HIGH GARDEN/Jason Holder
Finish Rank	7
Fastest Section Time (Section)	0:11.38 (L1200)
Top Speed [km/h] (Section)	63.9 (Overall)
Race State	Finished



Morphettville Parks-Professional-2025-07-19

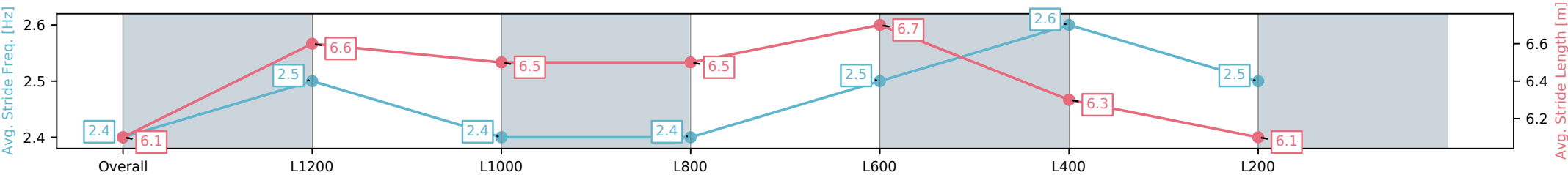
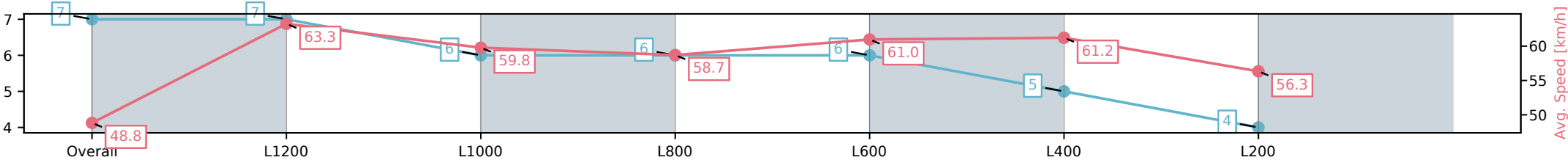
Race 7: Thomas Farms Handicap - 1400m

19 July 2025 - 3:28PM

Track Rating: Soft 5, Weather: Fine, Rail Position: +3m 1000m-W/
Post, True Remainder. Sectional 604 metres



Section	Overall	L1200	L1000	L800	L600	L400	L200
Section Times	1:27.25[7] (0:14.79)	1:12.46[7] (0:11.38)	1:01.08[6] (0:12.19)	0:48.89[6] (0:12.31)	0:36.58[6] (0:11.95)	0:24.63[5] (0:11.86)	0:12.77[4] (0:12.77)
Average Speed [km/h]	48.8	63.3	59.8	58.7	61.0	61.2	56.3
Top Speed [km/h]	63.6	63.9	63.0	60.3	62.1	62.2	59.8
Avg. Dist. to Rail [m]	7.9	4.2	2.3	1.5	2.1	4.5	6.2
Avg. Stride Freq. [Hz]	2.4	2.5	2.4	2.4	2.5	2.6	2.5
Avg. Stride Length [m]	6.1	6.6	6.5	6.5	6.7	6.3	6.1



[] Ranking at each section and finish
-:-:- No data available at this section
NA No data available

Horse/Jockey Name	SADLER'S SONG/Caitlin Tootell
Finish Rank	8
Fastest Section Time (Section)	0:11.44 (L1200)
Top Speed [km/h] (Section)	64.8 (Overall)
Race State	Finished



Morphettville Parks-Professional-2025-07-19

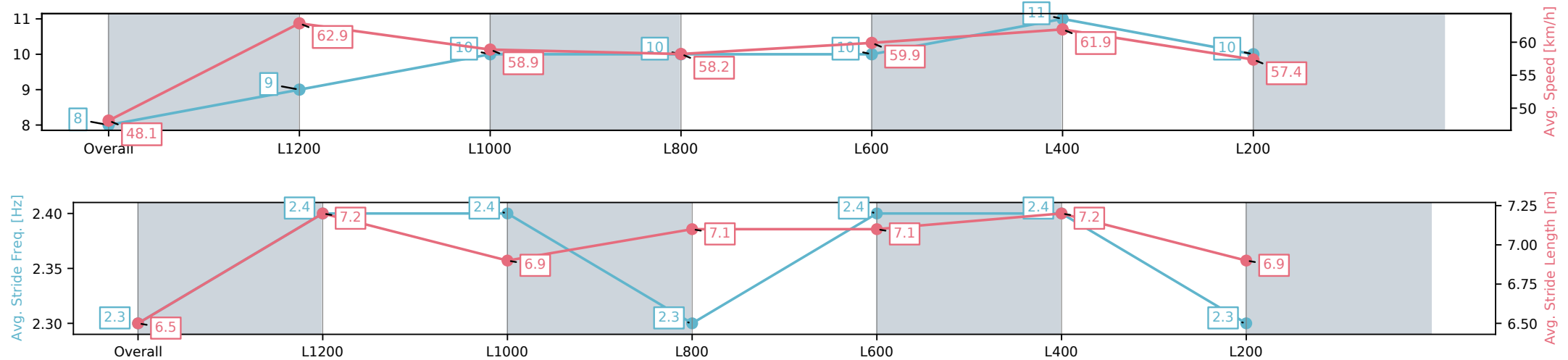
Race 7: Thomas Farms Handicap - 1400m

19 July 2025 - 3:28PM

Track Rating: Soft 5, Weather: Fine, Rail Position: +3m 1000m-W/
Post, True Remainder. Sectional 604 metres



Section	Overall	L1200	L1000	L800	L600	L400	L200
Section Times	1:27.30[8] (0:14.96)	1:12.34[9] (0:11.44)	1:00.90[10] (0:12.18)	0:48.72[10] (0:12.37)	0:36.35[10] (0:12.09)	0:24.26[11] (0:11.70)	0:12.56[10] (0:12.56)
Average Speed [km/h]	48.1	62.9	58.9	58.2	59.9	61.9	57.4
Top Speed [km/h]	62.2	64.8	60.6	59.9	61.1	62.7	61.0
Avg. Dist. to Rail [m]	1.9	1.0	0.9	0.3	1.3	3.5	6.4
Avg. Stride Freq. [Hz]	2.3	2.4	2.4	2.3	2.4	2.4	2.3
Avg. Stride Length [m]	6.5	7.2	6.9	6.9	7.1	7.2	6.9



[] Ranking at each section and finish
-:-:- No data available at this section
NA No data available

Horse/Jockey Name	SAVATOFF/Stacey Metcalfe
Finish Rank	9
Fastest Section Time (Section)	0:11.46 (L1200)
Top Speed [km/h] (Section)	64.3 (Overall)
Race State	Finished



Morphettville Parks-Professional-2025-07-19

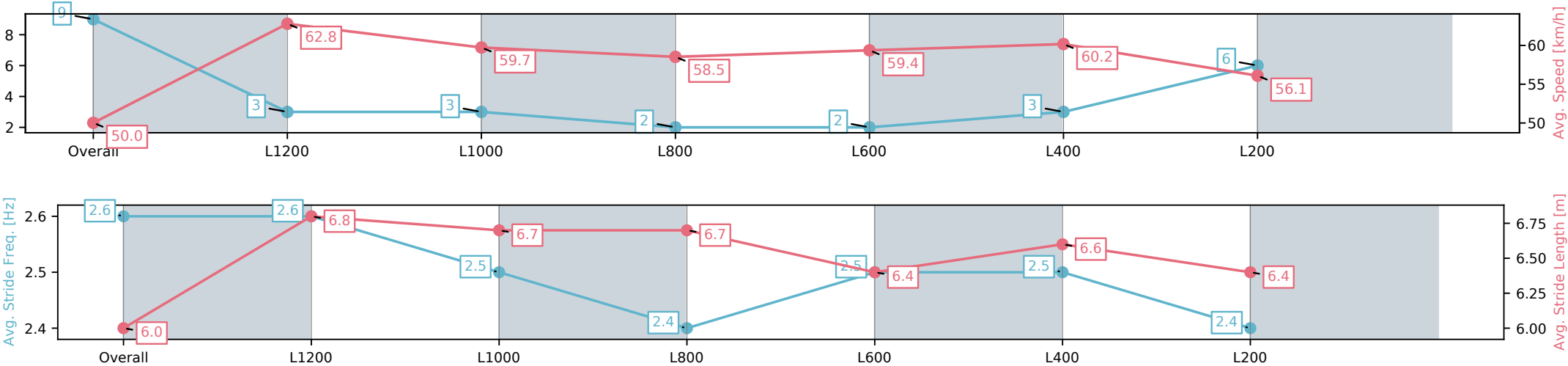
Race 7: Thomas Farms Handicap - 1400m

19 July 2025 - 3:28PM

Track Rating: Soft 5, Weather: Fine, Rail Position: +3m 1000m-W/
Post, True Remainder. Sectional 604 metres



Section	Overall	L1200	L1000	L800	L600	L400	L200
Section Times	1:27.38[9] (0:14.41)	1:12.97[3] (0:11.46)	1:01.51[3] (0:12.10)	0:49.41[2] (0:12.33)	0:37.08[2] (0:12.21)	0:24.87[3] (0:12.02)	0:12.85[6] (0:12.85)
Average Speed [km/h]	50.0	62.8	59.7	58.5	59.4	60.2	56.1
Top Speed [km/h]	64.2	64.3	61.7	59.1	60.7	60.7	58.1
Avg. Dist. to Rail [m]	7.5	2.2	0.8	0.6	1.5	2.2	2.9
Avg. Stride Freq. [Hz]	2.6	2.6	2.5	2.4	2.5	2.5	2.4
Avg. Stride Length [m]	6.0	6.8	6.7	6.7	6.4	6.6	6.4



[] Ranking at each section and finish
-:-:- No data available at this section
NA No data available

Horse/Jockey Name	DUO PERNA/Teagan Voorham
Finish Rank	10
Fastest Section Time (Section)	0:11.42 (L1200)
Top Speed [km/h] (Section)	64.1 (Overall)
Race State	Finished



Morphettville Parks-Professional-2025-07-19

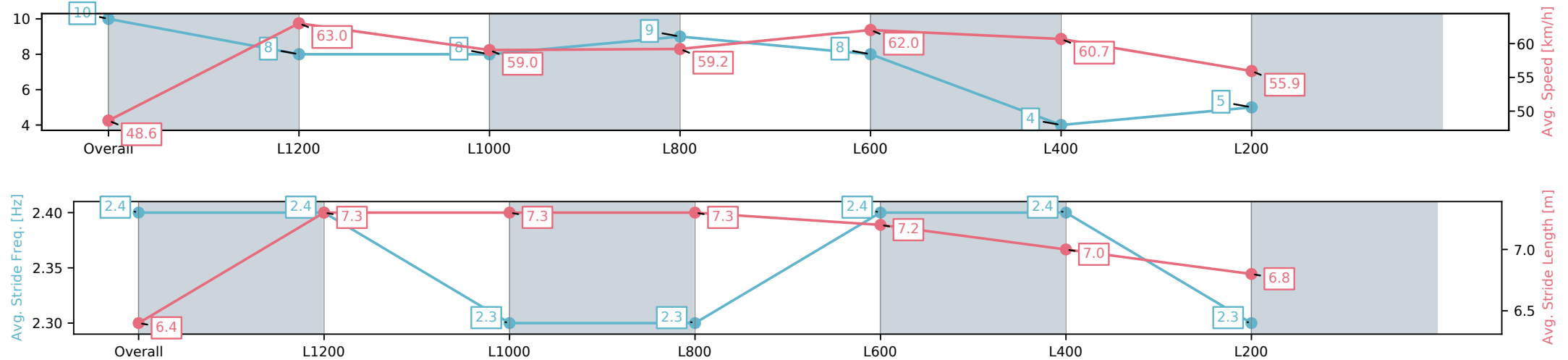
Race 7: Thomas Farms Handicap - 1400m

19 July 2025 - 3:28PM

Track Rating: Soft 5, Weather: Fine, Rail Position: +3m 1000m-W/
Post, True Remainder. Sectional 604 metres



Section	Overall	L1200	L1000	L800	L600	L400	L200
Section Times	1:27.41[10] (0:14.81)	1:12.60[8] (0:11.42)	1:01.18[8] (0:12.30)	0:48.88[9] (0:12.23)	0:36.65[8] (0:11.79)	0:24.86[4] (0:11.98)	0:12.88[5] (0:12.88)
Average Speed [km/h]	48.6	63.0	59.0	59.2	62.0	60.7	55.9
Top Speed [km/h]	63.8	64.1	60.7	60.9	62.8	62.0	59.1
Avg. Dist. to Rail [m]	5.2	2.4	1.5	1.7	2.9	5.4	7.8
Avg. Stride Freq. [Hz]	2.4	2.4	2.3	2.3	2.4	2.4	2.3
Avg. Stride Length [m]	6.4	7.3	7.3	7.3	7.2	7.0	6.8



[] Ranking at each section and finish
-:-:- No data available at this section
NA No data available

Horse/Jockey Name	FANCY SHOULDER/Felicity Atkinson
Finish Rank	11
Fastest Section Time (Section)	0:11.23 (L1200)
Top Speed [km/h] (Section)	66.3 (Overall)
Race State	Finished



Morphettville Parks-Professional-2025-07-19

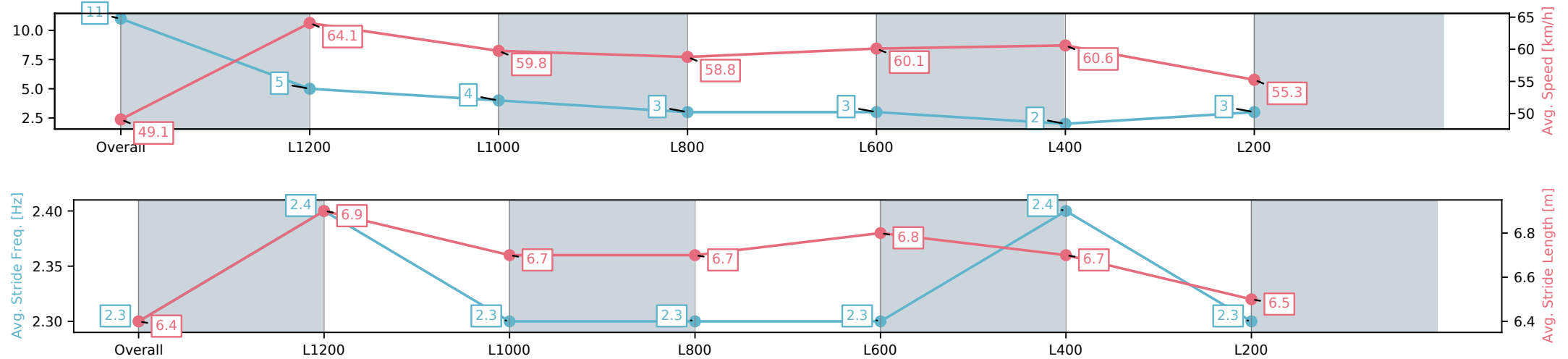
Race 7: Thomas Farms Handicap - 1400m

19 July 2025 - 3:28PM

Track Rating: Soft 5, Weather: Fine, Rail Position: +3m 1000m-W/
Post, True Remainder. Sectional 604 metres



Section	Overall	L1200	L1000	L800	L600	L400	L200
Section Times	1:27.42[11] (0:14.69)	1:12.73[5] (0:11.23)	1:01.50[4] (0:12.14)	0:49.36[3] (0:12.28)	0:37.08[3] (0:12.09)	0:24.99[2] (0:11.97)	0:13.02[3] (0:13.02)
Average Speed [km/h]	49.1	64.1	59.8	58.8	60.1	60.6	55.3
Top Speed [km/h]	63.8	66.3	60.9	60.5	61.0	61.7	58.9
Avg. Dist. to Rail [m]	4.8	2.3	1.4	1.3	1.9	3.3	3.8
Avg. Stride Freq. [Hz]	2.3	2.4	2.3	2.3	2.3	2.4	2.3
Avg. Stride Length [m]	6.4	6.9	6.7	6.7	6.8	6.7	6.5



[] Ranking at each section and finish
-:-:- No data available at this section
NA No data available

Horse/Jockey Name	I RUN ON AIR/Dylan Caboche
Finish Rank	12
Fastest Section Time (Section)	0:11.28 (L1200)
Top Speed [km/h] (Section)	64.8 (Overall)
Race State	Finished



Morphettville Parks-Professional-2025-07-19

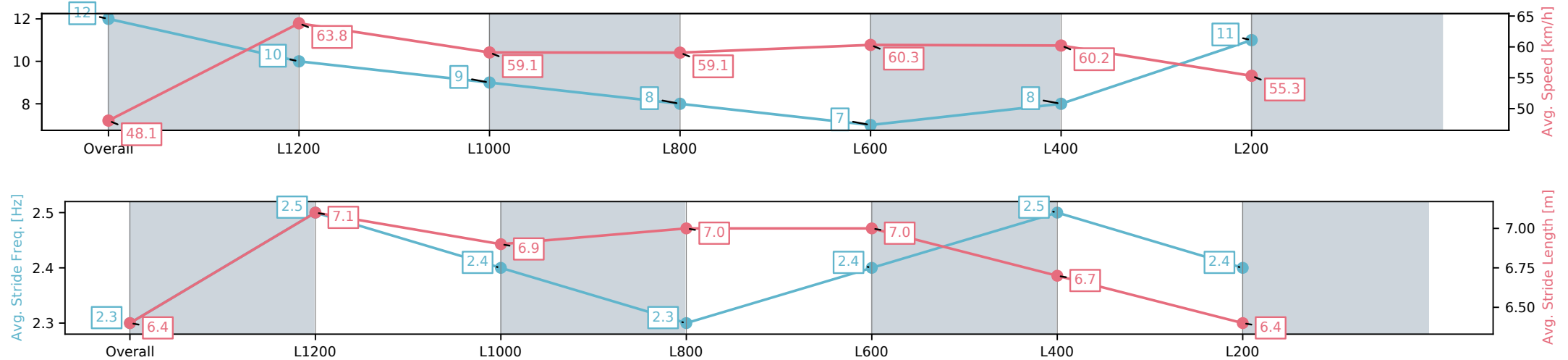
Race 7: Thomas Farms Handicap - 1400m

19 July 2025 - 3:28PM

Track Rating: Soft 5, Weather: Fine, Rail Position: +3m 1000m-W/
Post, True Remainder. Sectional 604 metres



Section	Overall	L1200	L1000	L800	L600	L400	L200
Section Times	1:27.83[12] (0:14.99)	1:12.84[10] (0:11.28)	1:01.55[9] (0:12.22)	0:49.33[8] (0:12.21)	0:37.12[7] (0:12.05)	0:25.07[8] (0:12.05)	0:13.02[11] (0:13.02)
Average Speed [km/h]	48.1	63.8	59.1	59.1	60.3	60.2	55.3
Top Speed [km/h]	64.2	64.8	61.1	60.1	61.8	61.4	58.9
Avg. Dist. to Rail [m]	6.4	1.6	0.8	0.9	1.7	4.8	7.1
Avg. Stride Freq. [Hz]	2.3	2.5	2.4	2.3	2.4	2.5	2.4
Avg. Stride Length [m]	6.4	7.1	6.9	7.0	7.0	6.7	6.4



[] Ranking at each section and finish
-:-:- No data available at this section
NA No data available