



Morphettville Parks-Professional-2025-07-19
Race 4: Winning Edge Presentations Handicap - 1250m
19 July 2025 - 1:33PM



Track Rating: Soft 6, Weather: Fine, Rail Position: +3m 1000m-W/Post, True Remainder.
Sectional 604 metres

Section
Field Times

Overall
1:16.60
(0:17.03)

L1000
0:59.56
(0:11.78)

L800
0:47.79
(0:11.91)

L600
0:35.88
(0:11.71)

L400
0:24.17
(0:11.71)

L200
0:12.46
(0:12.46)

Position	#	Horse/Jockey	Barrier	Top Speed [km/h]	Fastest Section	First 400m	Overall	L1000	L800	L600	L400	L200	Margin	Distance Travelled From Winner [m]
1	1	LONRODEX	4	64.2	0:11.62	0:25.95	1:16.60	0:59.48 [2]	0:47.68 [2]	0:35.69 [2]	0:24.01 [2]	0:12.39 [3]	1:16.60	
		Todd Pannell		1400-1200	400-200		(0:17.12)	(0:11.80)	(0:11.99)	(0:11.68)	(0:11.62)	(0:12.39)		
2	3	CLARENCE	3	63.3	0:11.60	0:26.19	1:16.61	0:59.11 [5]	0:47.43 [5]	0:35.49 [5]	0:23.89 [4]	0:12.29 [4]	0.05L	-4
		Ben Price		1000-800	600-400		(0:17.50)	(0:11.68)	(0:11.94)	(0:11.60)	(0:11.60)	(0:12.28)		
3	7	NICISH	6	64.6	0:11.51	0:26.21	1:16.64	0:59.17 [4]	0:47.48 [4]	0:35.55 [4]	0:23.99 [3]	0:12.48 [2]	0.29L	+2
		Lachlan Neindorf		800-600	400-200		(0:17.47)	(0:11.69)	(0:11.93)	(0:11.56)	(0:11.51)	(0:12.48)		
4	9	OUTPOST	2	63.3	0:11.71	0:25.82	1:16.95	0:59.92 [1]	0:48.14 [1]	0:36.23 [1]	0:24.52 [1]	0:12.81 [1]	2.21L	-4
		Felicity Atkinson		1400-1200	600-400		(0:17.03)	(0:11.78)	(0:11.91)	(0:11.71)	(0:11.71)	(0:12.81)		
5	4	IMPENDING DIAMOND	5	63.2	0:11.57	0:26.69	1:16.98	0:59.10 [8]	0:47.38 [7]	0:35.46 [7]	0:23.73 [8]	0:12.15 [8]	2.38L	+1
		Zoe Lloyd		1000-800	400-200		(0:17.88)	(0:11.72)	(0:11.92)	(0:11.73)	(0:11.57)	(0:12.15)		
6	10	PULAMBI	8	63.7	0:11.70	0:26.42	1:17.10	0:59.47 [6]	0:47.75 [6]	0:35.79 [6]	0:24.09 [6]	0:12.36 [6]	3.13L	+4
		Margaret Collett		1400-1200	600-400		(0:17.63)	(0:11.72)	(0:11.96)	(0:11.70)	(0:11.73)	(0:12.36)		
7	12	DEFICIT	1	62.9	0:11.59	0:26.59	1:17.21	0:59.52 [7]	0:47.61 [8]	0:35.67 [8]	0:24.08 [7]	0:12.42 [7]	3.83L	-4
		Alana Livesey		800-600	600-400		(0:17.69)	(0:11.91)	(0:11.94)	(0:11.59)	(0:11.66)	(0:12.42)		
8	11	SUNDOGG	7	63.1	0:11.72	0:26.12	1:17.40	1:00.04 [3]	0:48.32 [3]	0:36.38 [3]	0:24.56 [5]	0:12.76 [5]	5.04L	+3
		Rochelle Milnes		1400-1200	1000-800		(0:17.36)	(0:11.72)	(0:11.94)	(0:11.82)	(0:11.80)	(0:12.76)		

Scratched: Just Like Lisa (#2), Stokomo (#5), Hypernova (#6), All Too Mysti (#8)

Horse/Jockey Name	LONRODEX/Todd Pannell
Finish Rank	1
Fastest Section Time (Section)	0:11.62 (L200)
Top Speed [km/h] (Section)	64.2 (Overall)
Race State	Finished



Morphettville Parks-Professional-2025-07-19

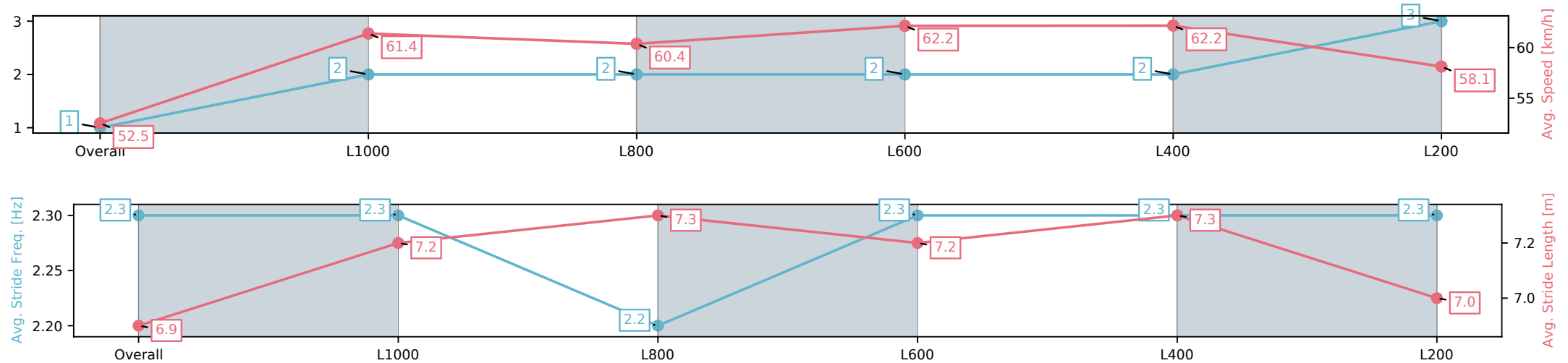
Race 4: Winning Edge Presentations Handicap - 1250m

19 July 2025 - 1:33PM

Track Rating: Soft 6, Weather: Fine, Rail Position: +3m 1000m-W/
Post, True Remainder. Sectional 604 metres



Section	Overall	L1000	L800	L600	L400	L200
Section Times	1:16.60[1] (0:17.12)	0:59.48[2] (0:11.80)	0:47.68[2] (0:11.99)	0:35.69[2] (0:11.68)	0:24.01[2] (0:11.62)	0:12.39[3] (0:12.39)
Average Speed [km/h]	52.5	61.4	60.4	62.2	62.2	58.1
Top Speed [km/h]	64.2	62.8	60.9	63.0	62.8	61.2
Avg. Dist. to Rail [m]	3.0	1.3	1.5	1.6	2.2	4.4
Avg. Stride Freq. [Hz]	2.3	2.3	2.2	2.3	2.3	2.3
Avg. Stride Length [m]	6.9	7.2	7.3	7.2	7.3	7.0



[] Ranking at each section and finish
-:-:- No data available at this section
NA No data available

Horse/Jockey Name	CLARENCE/Ben Price
Finish Rank	2
Fastest Section Time (Section)	0:11.60 (L400)
Top Speed [km/h] (Section)	63.3 (L800)
Race State	Finished



Morphettville Parks-Professional-2025-07-19

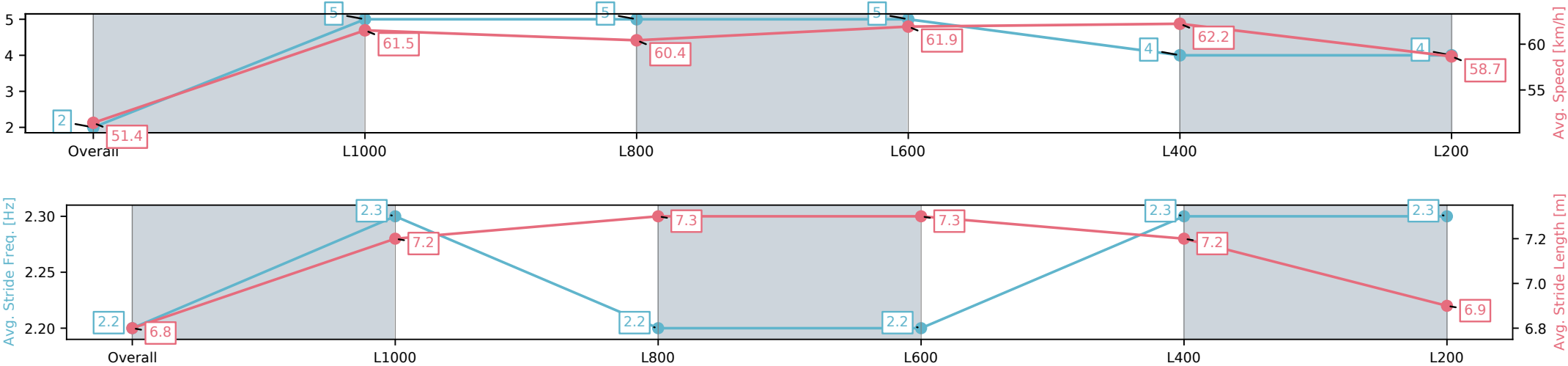
Race 4: Winning Edge Presentations Handicap - 1250m

19 July 2025 - 1:33PM

Track Rating: Soft 6, Weather: Fine, Rail Position: +3m 1000m-W/
Post, True Remainder. Sectional 604 metres



Section	Overall	L1000	L800	L600	L400	L200
Section Times	1:16.61[2] (0:17.50)	0:59.11[5] (0:11.68)	0:47.43[5] (0:11.94)	0:35.49[5] (0:11.60)	0:23.89[4] (0:11.60)	0:12.29[4] (0:12.28)
Average Speed [km/h]	51.4	61.5	60.4	61.9	62.2	58.7
Top Speed [km/h]	62.6	62.8	61.1	63.3	63.2	60.7
Avg. Dist. to Rail [m]	2.7	0.4	0.2	0.3	0.8	0.9
Avg. Stride Freq. [Hz]	2.2	2.3	2.2	2.2	2.3	2.3
Avg. Stride Length [m]	6.8	7.2	7.3	7.3	7.2	6.9



[] Ranking at each section and finish
-:-:- No data available at this section
NA No data available

Horse/Jockey Name	NICISH/Lachlan Neindorf
Finish Rank	3
Fastest Section Time (Section)	0:11.51 (L200)
Top Speed [km/h] (Section)	64.6 (L600)
Race State	Finished



Morphettville Parks-Professional-2025-07-19

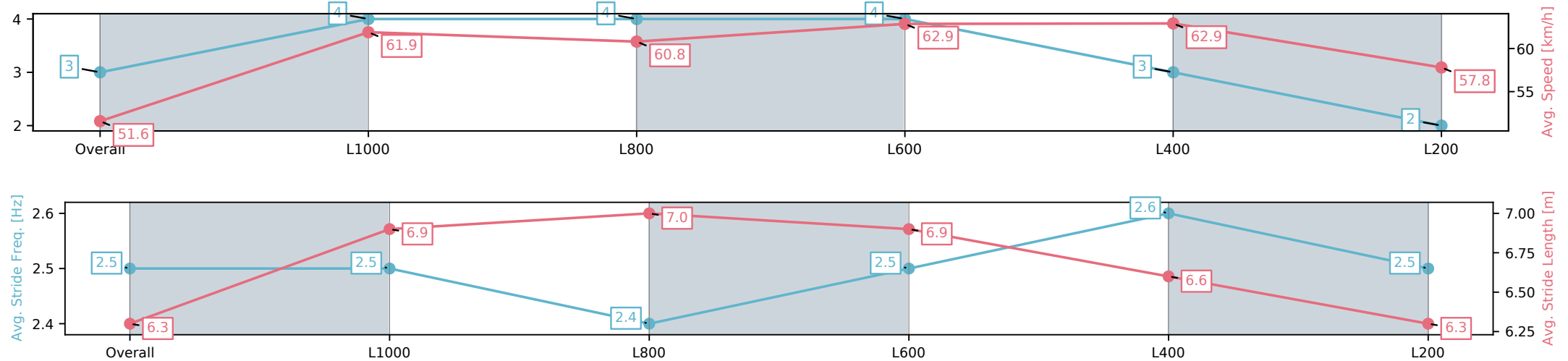
Race 4: Winning Edge Presentations Handicap - 1250m

19 July 2025 - 1:33PM

Track Rating: Soft 6, Weather: Fine, Rail Position: +3m 1000m-W/
Post, True Remainder. Sectional 604 metres



Section	Overall	L1000	L800	L600	L400	L200
Section Times	1:16.64[3] (0:17.47)	0:59.17[4] (0:11.69)	0:47.48[4] (0:11.93)	0:35.55[4] (0:11.56)	0:23.99[3] (0:11.51)	0:12.48[2] (0:12.48)
Average Speed [km/h]	51.6	61.9	60.8	62.9	62.9	57.8
Top Speed [km/h]	63.1	62.7	61.4	64.2	64.6	62.5
Avg. Dist. to Rail [m]	3.7	1.3	2.9	1.8	4.9	9.5
Avg. Stride Freq. [Hz]	2.5	2.5	2.4	2.5	2.6	2.5
Avg. Stride Length [m]	6.3	6.9	7.0	6.9	6.6	6.3



[] Ranking at each section and finish
-:-:- No data available at this section
NA No data available

Horse/Jockey Name	OUTPOST/Felicity Atkinson
Finish Rank	4
Fastest Section Time (Section)	0:11.71 (L400)
Top Speed [km/h] (Section)	63.3 (Overall)
Race State	Finished



Morphettville Parks-Professional-2025-07-19

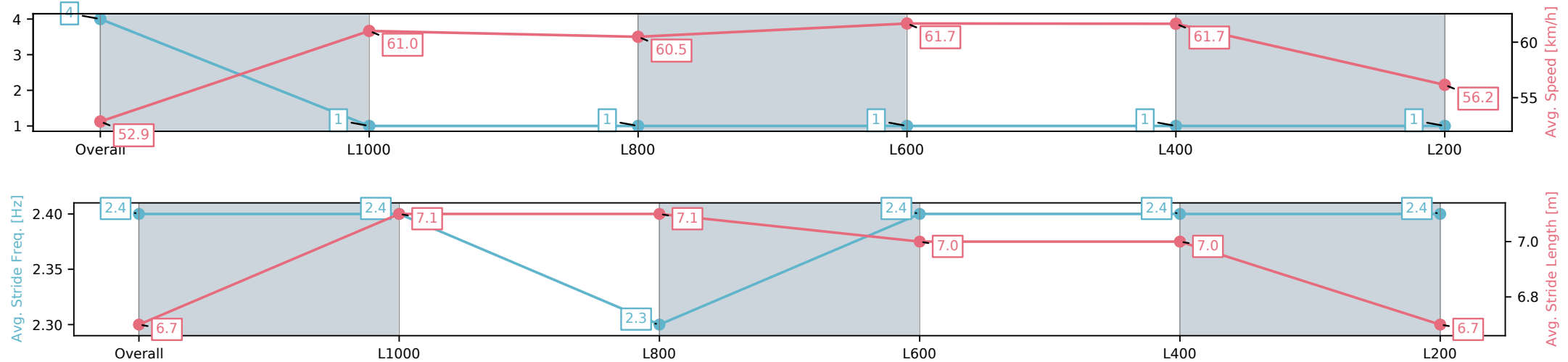
Race 4: Winning Edge Presentations Handicap - 1250m

19 July 2025 - 1:33PM

Track Rating: Soft 6, Weather: Fine, Rail Position: +3m 1000m-W/
Post, True Remainder. Sectional 604 metres



Section	Overall	L1000	L800	L600	L400	L200
Section Times	1:16.95[4] (0:17.03)	0:59.92[1] (0:11.78)	0:48.14[1] (0:11.91)	0:36.23[1] (0:11.71)	0:24.52[1] (0:11.71)	0:12.81[1] (0:12.81)
Average Speed [km/h]	52.9	61.0	60.5	61.7	61.7	56.2
Top Speed [km/h]	63.3	62.6	61.4	62.3	62.5	60.6
Avg. Dist. to Rail [m]	2.0	0.6	0.5	0.7	1.0	2.1
Avg. Stride Freq. [Hz]	2.4	2.4	2.3	2.4	2.4	2.4
Avg. Stride Length [m]	6.7	7.1	7.1	7.0	7.0	6.7



[] Ranking at each section and finish
-:-:- No data available at this section
NA No data available

Horse/Jockey Name	IMPENDING DIAMOND/Zoe Lloyd
Finish Rank	5
Fastest Section Time (Section)	0:11.57 (L200)
Top Speed [km/h] (Section)	63.2 (L800)
Race State	Finished



Morphettville Parks-Professional-2025-07-19

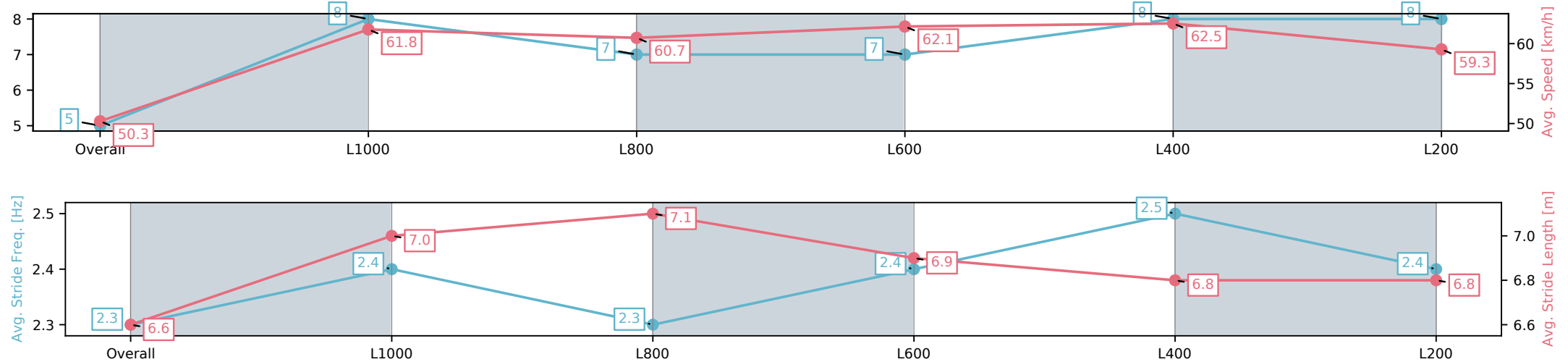
Race 4: Winning Edge Presentations Handicap - 1250m

19 July 2025 - 1:33PM

Track Rating: Soft 6, Weather: Fine, Rail Position: +3m 1000m-W/
Post, True Remainder. Sectional 604 metres



Section	Overall	L1000	L800	L600	L400	L200
Section Times	1:16.98[5] (0:17.88)	0:59.10[8] (0:11.72)	0:47.38[7] (0:11.92)	0:35.46[7] (0:11.73)	0:23.73[8] (0:11.57)	0:12.15[8] (0:12.15)
Average Speed [km/h]	50.3	61.8	60.7	62.1	62.5	59.3
Top Speed [km/h]	62.1	62.4	61.9	63.2	63.2	61.0
Avg. Dist. to Rail [m]	3.4	1.6	1.8	2.3	3.3	5.0
Avg. Stride Freq. [Hz]	2.3	2.4	2.3	2.4	2.5	2.4
Avg. Stride Length [m]	6.6	7.0	7.1	6.9	6.8	6.8



[] Ranking at each section and finish
-:-:- No data available at this section
NA No data available

Horse/Jockey Name	PULAMBI/Margaret Collett
Finish Rank	6
Fastest Section Time (Section)	0:11.70 (L400)
Top Speed [km/h] (Section)	63.7 (Overall)
Race State	Finished



Morphettville Parks-Professional-2025-07-19

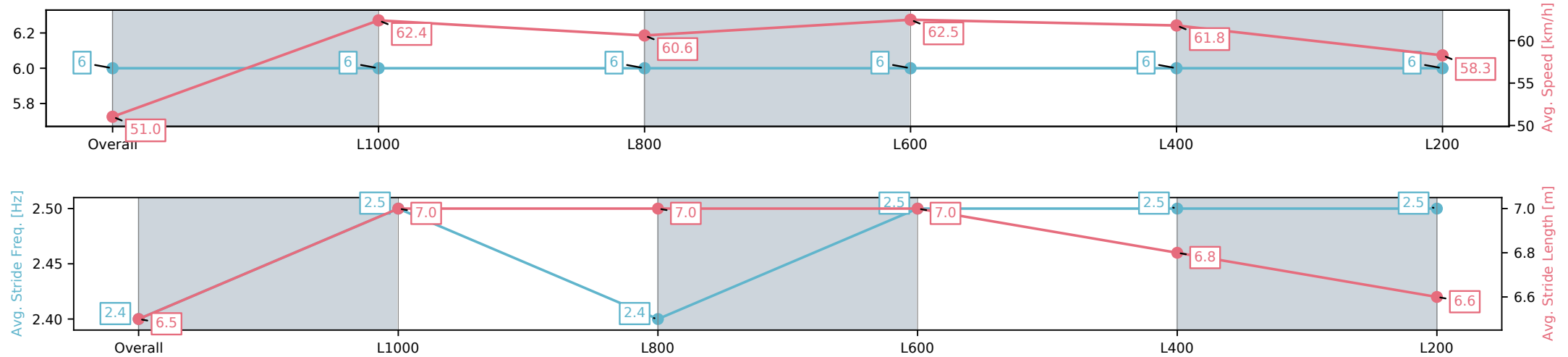
Race 4: Winning Edge Presentations Handicap - 1250m

19 July 2025 - 1:33PM

Track Rating: Soft 6, Weather: Fine, Rail Position: +3m 1000m-W/
Post, True Remainder. Sectional 604 metres



Section	Overall	L1000	L800	L600	L400	L200
Section Times	1:17.10[6] (0:17.63)	0:59.47[6] (0:11.72)	0:47.75[6] (0:11.96)	0:35.79[6] (0:11.70)	0:24.09[6] (0:11.73)	0:12.36[6] (0:12.36)
Average Speed [km/h]	51.0	62.4	60.6	62.5	61.8	58.3
Top Speed [km/h]	63.0	63.7	62.0	63.4	63.1	61.2
Avg. Dist. to Rail [m]	5.3	2.9	3.5	2.5	4.4	6.8
Avg. Stride Freq. [Hz]	2.4	2.5	2.4	2.5	2.5	2.5
Avg. Stride Length [m]	6.5	7.0	7.0	7.0	6.8	6.6



[] Ranking at each section and finish
-:-:- No data available at this section
NA No data available

Horse/Jockey Name	DEFICIT/Alana Livesey
Finish Rank	7
Fastest Section Time (Section)	0:11.59 (L400)
Top Speed [km/h] (Section)	62.9 (L600)
Race State	Finished



Morphettville Parks-Professional-2025-07-19

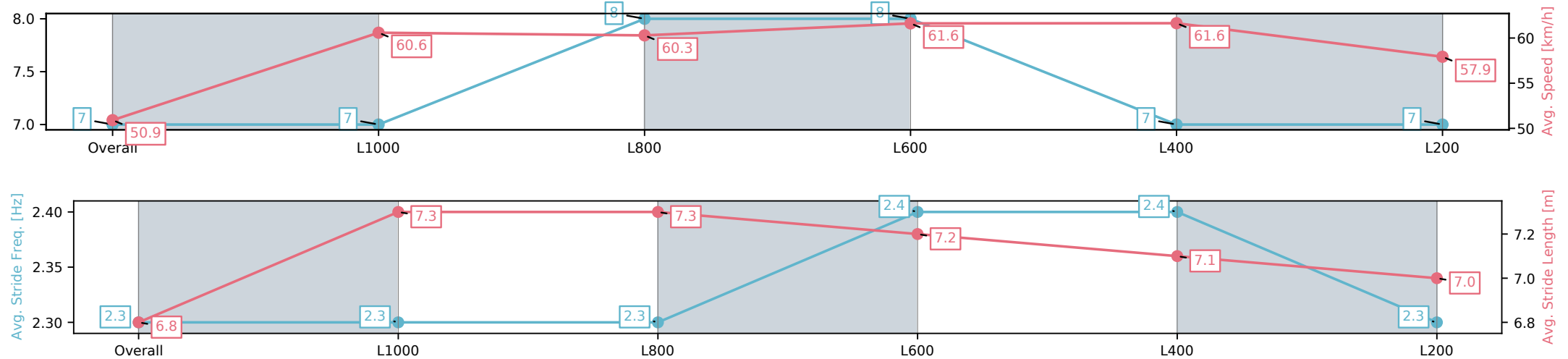
Race 4: Winning Edge Presentations Handicap - 1250m

19 July 2025 - 1:33PM

Track Rating: Soft 6, Weather: Fine, Rail Position: +3m 1000m-W/
Post, True Remainder. Sectional 604 metres



Section	Overall	L1000	L800	L600	L400	L200
Section Times	1:17.21[7] (0:17.69)	0:59.52[7] (0:11.91)	0:47.61[8] (0:11.94)	0:35.67[8] (0:11.59)	0:24.08[7] (0:11.66)	0:12.42[7] (0:12.42)
Average Speed [km/h]	50.9	60.6	60.3	61.6	61.6	57.9
Top Speed [km/h]	62.8	61.3	61.7	62.9	62.9	61.3
Avg. Dist. to Rail [m]	1.6	0.9	0.6	1.4	0.5	1.3
Avg. Stride Freq. [Hz]	2.3	2.3	2.3	2.4	2.4	2.3
Avg. Stride Length [m]	6.8	7.3	7.3	7.2	7.1	7.0



[] Ranking at each section and finish
-:-:- No data available at this section
NA No data available

Horse/Jockey Name	SUNDOGG/Rochelle Milnes
Finish Rank	8
Fastest Section Time (Section)	0:11.72 (L800)
Top Speed [km/h] (Section)	63.1 (Overall)
Race State	Finished



Morphettville Parks-Professional-2025-07-19

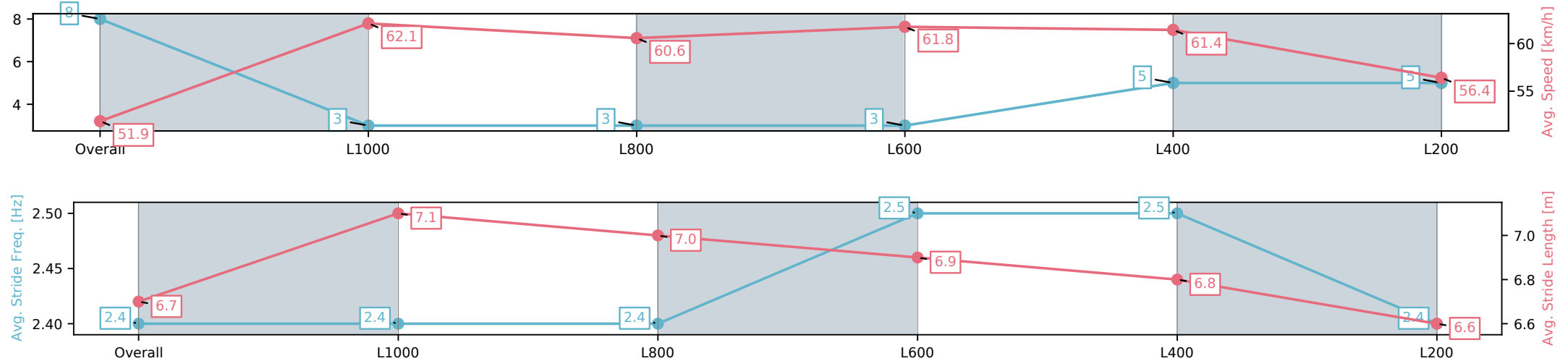
Race 4: Winning Edge Presentations Handicap - 1250m

19 July 2025 - 1:33PM

Track Rating: Soft 6, Weather: Fine, Rail Position: +3m 1000m-W/
Post, True Remainder. Sectional 604 metres



Section	Overall	L1000	L800	L600	L400	L200
Section Times	1:17.40[8] (0:17.36)	1:00.04[3] (0:11.72)	0:48.32[3] (0:11.94)	0:36.38[3] (0:11.82)	0:24.56[5] (0:11.80)	0:12.76[5] (0:12.76)
Average Speed [km/h]	51.9	62.1	60.6	61.8	61.4	56.4
Top Speed [km/h]	63.0	63.1	61.4	62.7	62.5	59.8
Avg. Dist. to Rail [m]	5.0	2.0	2.4	2.6	3.1	4.8
Avg. Stride Freq. [Hz]	2.4	2.4	2.4	2.5	2.5	2.4
Avg. Stride Length [m]	6.7	7.1	7.0	6.9	6.8	6.6



[] Ranking at each section and finish
-:-:- No data available at this section
NA No data available