



# Morphettville Parks-Professional-2025-07-19

## Race 2: Hahn Maiden Plate - 1000m

19 July 2025 - 12:23PM

Track Rating: Soft 6, Weather: Fine, Rail Position: +3m 1000m-W/Post, True Remainder.  
Sectional 604 metres



### Section Field Times

Overall  
0:59.50  
(0:13.98)

L800  
0:45.52  
(0:10.74)

L600  
0:34.78  
(0:11.36)

L400  
0:23.42  
(0:11.47)

L200  
0:11.96  
(0:11.96)

Position	#	Horse/Jockey	Barrier	Top Speed [km/h]	Fastest Section	First 400m	Overall	L800	L600	L400	L200	Margin	Distance Travelled From Winner [m]
1	3	ANECDOTAL	9	69.4	0:10.70	0:24.76	0:59.50	0:45.44 [5]	0:34.74 [2]	0:23.43 [1]	0:11.96 [1]	0:59.50	
		Justin Potter		1000-800	800-600		(0:14.06)	(0:10.70)	(0:11.31)	(0:11.47)	(0:11.96)		
2	13	THUNDER SHOC	2	67.9	0:10.80	0:24.77	0:59.71	0:45.74 [1]	0:34.94 [3]	0:23.61 [2]	0:12.07 [2]	1.45L	+2
		Rochelle Milnes		1000-800	800-600		(0:13.97)	(0:10.80)	(0:11.33)	(0:11.54)	(0:12.07)		
3	10	LOTTIE JANE	3	68.1	0:10.69	0:25.08	0:59.72	0:45.33 [10]	0:34.64 [8]	0:23.46 [5]	0:11.91 [4]	1.47L	+0
		Jason Holder		1000-800	800-600		(0:14.39)	(0:10.69)	(0:11.18)	(0:11.55)	(0:11.91)		
4	11	MONDELLO	1	67.8	0:10.74	0:24.78	0:59.86	0:45.82 [4]	0:35.08 [4]	0:23.72 [3]	0:12.12 [3]	2.49L	+0
		Taylor Johnstone		1000-800	800-600		(0:14.04)	(0:10.74)	(0:11.36)	(0:11.60)	(0:12.12)		
5	14	TIDDY WIDDY	8	67.6	0:10.83	0:24.92	0:59.91	0:45.82 [6]	0:34.99 [5]	0:23.64 [6]	0:12.08 [5]	2.84L	+3
		Alana Livesey		1000-800	800-600		(0:14.09)	(0:10.83)	(0:11.35)	(0:11.56)	(0:12.08)		
6	1	ARAMOSO	6	67.8	0:10.90	0:25.42	1:00.03	0:45.51 [13]	0:34.61 [12]	0:23.48 [8]	0:11.96 [6]	3.64L	+2
		Felicity Atkinson		1000-800	800-600		(0:14.52)	(0:10.90)	(0:11.13)	(0:11.52)	(0:11.96)		
7	8	ANAHORISH	4	66.6	0:10.89	0:25.33	1:00.03	0:45.59 [11]	0:34.70 [11]	0:23.41 [9]	0:11.85 [7]	3.66L	+1
		Lachlan Neindorf		1000-800	800-600		(0:14.44)	(0:10.89)	(0:11.28)	(0:11.56)	(0:11.85)		
8	17	SECTORS	13	66.9	0:11.11	0:25.55	1:00.66	0:46.22 [12]	0:35.11 [13]	0:23.74 [14]	0:11.91 [11]	7.99L	+4
		Liam Riordan		1000-800	800-600		(0:14.44)	(0:11.11)	(0:11.37)	(0:11.83)	(0:11.91)		
9	7	UNPRAISED	7	67.0	0:10.98	0:25.63	1:00.69	0:46.04 [14]	0:35.06 [14]	0:23.86 [12]	0:12.21 [9]	8.21L	+3
		Margaret Collett		1000-800	800-600		(0:14.65)	(0:10.98)	(0:11.20)	(0:11.65)	(0:12.21)		
10	16	BONAVERA	11	69.3	0:10.70	0:24.71	1:01.11	0:47.10 [2]	0:36.40 [1]	0:24.94 [4]	0:12.86 [8]	11.1L	+4
		Stacey Metcalfe		1000-800	800-600		(0:14.01)	(0:10.70)	(0:11.46)	(0:12.08)	(0:12.86)		

Scratched: Hakeba (#4), Rich Lady (#6), Bending Away (#15)

Report Created: Sat 19 July 2025 13:22:07 GMT+10 (Note: Timing is based on positional data)

Page 1/16

[ ] Position in running at each section and finish  
-:-:- No data available at this section  
NA No data available  
Background shading for fastest section

# Saddle cloth number  
DNF Did not finish  
DNT Did not track



Morphettville Parks-Professional-2025-07-19

Race 2: Hahn Maiden Plate - 1000m

19 July 2025 - 12:23PM

Track Rating: Soft 6, Weather: Fine, Rail Position: +3m 1000m-W/Post, True Remainder.  
Sectional 604 metres



Section Field Times							Overall	L800	L600	L400	L200			
							0:59.50 (0:13.98)	0:45.52 (0:10.74)	0:34.78 (0:11.36)	0:23.42 (0:11.47)	0:11.96 (0:11.96)			
Position	#	Horse/Jockey	Barrier	Top Speed [km/h]	Fastest Section	First 400m							Margin	Distance Travelled From Winner [m]
11	9	HOMETOWN GAL	5	66.9	0:10.87	0:25.21	1:01.36	0:47.02 [9]	0:36.15 [10]	0:24.62 [10]	0:12.57 [12]		12.83L	+4
		Matthew Chadwick		1000-800	800-600		(0:14.34)	(0:10.87)	(0:11.53)	(0:12.05)	(0:12.56)			
12	2	RADIANT KNIGHT	12	67.5	0:10.88	0:25.21	1:01.46	0:47.13 [8]	0:36.25 [9]	0:24.62 [13]	0:12.48 [13]		13.53L	+7
		Dylan Caboche		1000-800	800-600		(0:14.33)	(0:10.88)	(0:11.63)	(0:12.14)	(0:12.48)			
13	5	SUMMERTIME MADNESS	10	68.2	0:10.86	0:24.99	1:01.60	0:47.47 [7]	0:36.61 [7]	0:25.05 [7]	0:12.89 [10]		14.45L	+3
		Todd Pannell		1000-800	800-600		(0:14.13)	(0:10.86)	(0:11.56)	(0:12.16)	(0:12.89)			
14	12	PENNY PEDRILLE	14	67.0	0:10.95	0:24.98	1:03.37	0:49.34 [3]	0:38.39 [6]	0:26.63 [11]	0:13.89 [14]		26.66L	+8
		Caitlin Tootell		1000-800	800-600		(0:14.03)	(0:10.95)	(0:11.76)	(0:12.74)	(0:13.89)			

Scratched: Hakeba (#4), Rich Lady (#6), Bending Away (#15)

- [ ]

Position in running at each section and finish
- :--:--

No data available at this section
- NA

No data available
- Background shading for fastest section
- #

Saddle cloth number
- DNF

Did not finish
- DNT

Did not track

Horse/Jockey Name	ANECDOTAL/Justin Potter
Finish Rank	1
Fastest Section Time (Section)	0:10.70 (L800)
Top Speed [km/h] (Section)	69.4 (Overall)
Race State	Finished



Morphettville Parks-Professional-2025-07-19

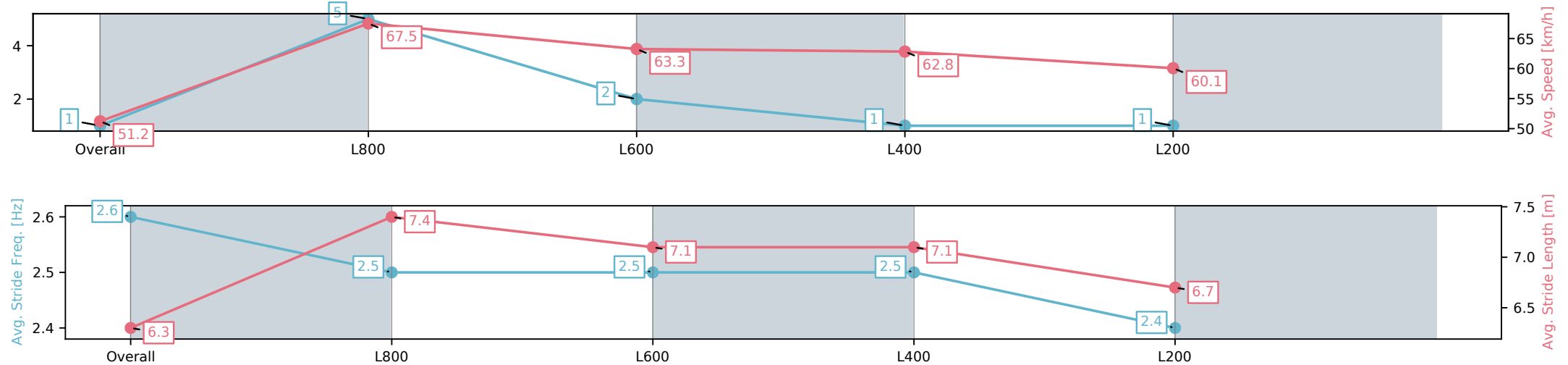
Race 2: Hahn Maiden Plate - 1000m

19 July 2025 - 12:23PM

Track Rating: Soft 6, Weather: Fine, Rail Position: +3m 1000m-W/  
Post, True Remainder. Sectional 604 metres



Section	Overall	L800	L600	L400	L200
Section Times	0:59.50[1] (0:14.06)	0:45.44[5] (0:10.70)	0:34.74[2] (0:11.31)	0:23.43[1] (0:11.47)	0:11.96[1] (0:11.96)
Average Speed [km/h]	51.2	67.5	63.3	62.8	60.1
Top Speed [km/h]	68.6	69.4	64.4	65.1	65.0
Avg. Dist. to Rail [m]	8.1	1.8	1.2	0.6	2.4
Avg. Stride Freq. [Hz]	2.6	2.5	2.5	2.5	2.4
Avg. Stride Length [m]	6.3	7.4	7.1	7.1	6.7



[ ] Ranking at each section and finish  
-:-:- No data available at this section  
NA No data available

Horse/Jockey Name	THUNDER SHOC/Rochelle Milnes
Finish Rank	2
Fastest Section Time (Section)	0:10.80 (L800)
Top Speed [km/h] (Section)	67.9 (Overall)
Race State	Finished



Morphettville Parks-Professional-2025-07-19

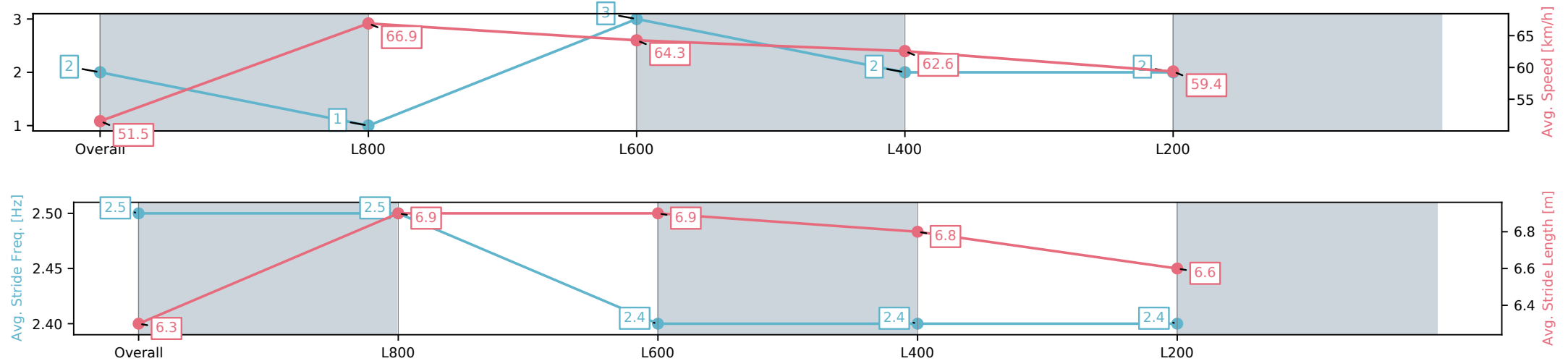
Race 2: Hahn Maiden Plate - 1000m

19 July 2025 - 12:23PM

Track Rating: Soft 6, Weather: Fine, Rail Position: +3m 1000m-W/  
Post, True Remainder. Sectional 604 metres



Section	Overall	L800	L600	L400	L200
Section Times	0:59.71[2] (0:13.97)	0:45.74[1] (0:10.80)	0:34.94[3] (0:11.33)	0:23.61[2] (0:11.54)	0:12.07[2] (0:12.07)
Average Speed [km/h]	51.5	66.9	64.3	62.6	59.4
Top Speed [km/h]	67.9	67.7	66.0	63.3	61.4
Avg. Dist. to Rail [m]	3.0	1.9	1.7	2.4	3.7
Avg. Stride Freq. [Hz]	2.5	2.5	2.4	2.4	2.4
Avg. Stride Length [m]	6.3	6.9	6.9	6.8	6.6



[ ] Ranking at each section and finish  
-:-:- No data available at this section  
NA No data available

Horse/Jockey Name	LOTTIE JANE/Jason Holder
Finish Rank	3
Fastest Section Time (Section)	0:10.69 (L800)
Top Speed [km/h] (Section)	68.1 (Overall)
Race State	Finished



Morphettville Parks-Professional-2025-07-19

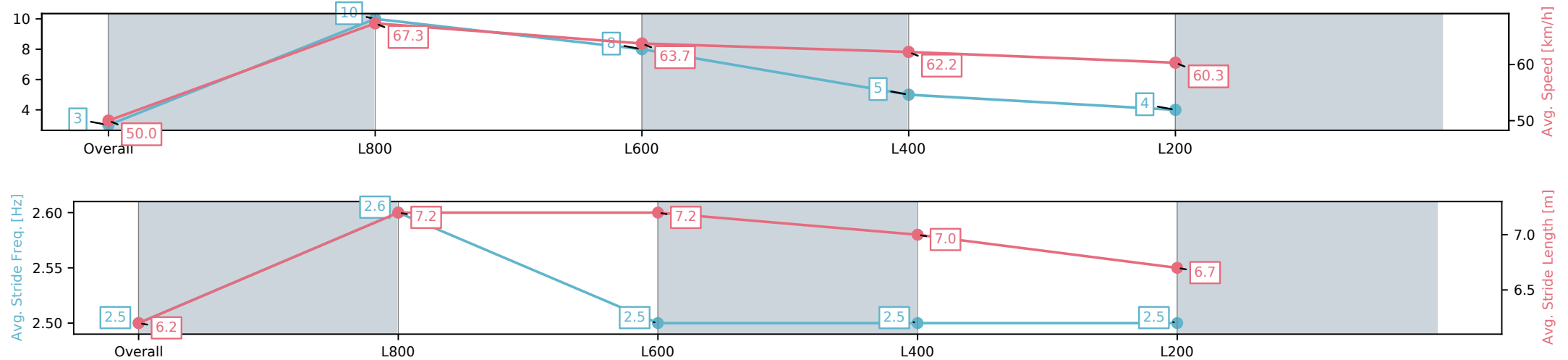
Race 2: Hahn Maiden Plate - 1000m

19 July 2025 - 12:23PM

Track Rating: Soft 6, Weather: Fine, Rail Position: +3m 1000m-W/  
Post, True Remainder. Sectional 604 metres



Section	Overall	L800	L600	L400	L200
Section Times	0:59.72[3] (0:14.39)	0:45.33[10] (0:10.69)	0:34.64[8] (0:11.18)	0:23.46[5] (0:11.55)	0:11.91[4] (0:11.91)
Average Speed [km/h]	50.0	67.3	63.7	62.2	60.3
Top Speed [km/h]	68.1	68.0	66.1	62.9	62.0
Avg. Dist. to Rail [m]	1.8	0.3	1.3	1.7	5.6
Avg. Stride Freq. [Hz]	2.5	2.6	2.5	2.5	2.5
Avg. Stride Length [m]	6.2	7.2	7.2	7.0	6.7



[ ] Ranking at each section and finish  
-:-:- No data available at this section  
NA No data available

Horse/Jockey Name	MONDELLO/Taylor Johnstone
Finish Rank	4
Fastest Section Time (Section)	0:10.74 (L800)
Top Speed [km/h] (Section)	67.8 (Overall)
Race State	Finished



Morphettville Parks-Professional-2025-07-19

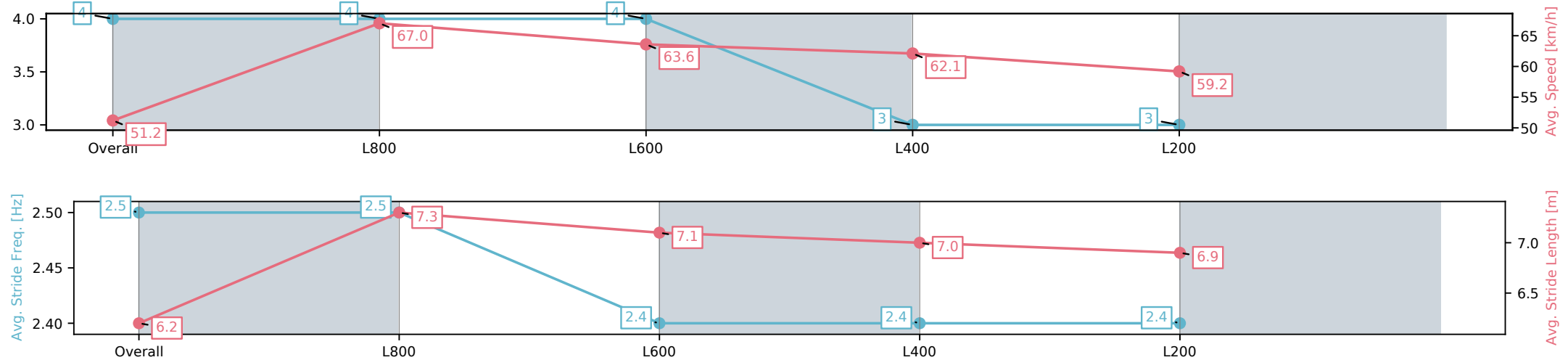
Race 2: Hahn Maiden Plate - 1000m

19 July 2025 - 12:23PM

Track Rating: Soft 6, Weather: Fine, Rail Position: +3m 1000m-W/  
Post, True Remainder. Sectional 604 metres



Section	Overall	L800	L600	L400	L200
Section Times	0:59.86[4] (0:14.04)	0:45.82[4] (0:10.74)	0:35.08[4] (0:11.36)	0:23.72[3] (0:11.60)	0:12.12[3] (0:12.12)
Average Speed [km/h]	51.2	67.0	63.6	62.1	59.2
Top Speed [km/h]	67.6	67.8	65.5	62.8	61.1
Avg. Dist. to Rail [m]	1.6	0.6	0.7	1.0	2.9
Avg. Stride Freq. [Hz]	2.5	2.5	2.4	2.4	2.4
Avg. Stride Length [m]	6.2	7.3	7.1	7.0	6.9



[ ] Ranking at each section and finish  
-:-:- No data available at this section  
NA No data available

Horse/Jockey Name	TIDDY WIDDY/Alana Livesey
Finish Rank	5
Fastest Section Time (Section)	0:10.83 (L800)
Top Speed [km/h] (Section)	67.6 (Overall)
Race State	Finished



Morphettville Parks-Professional-2025-07-19

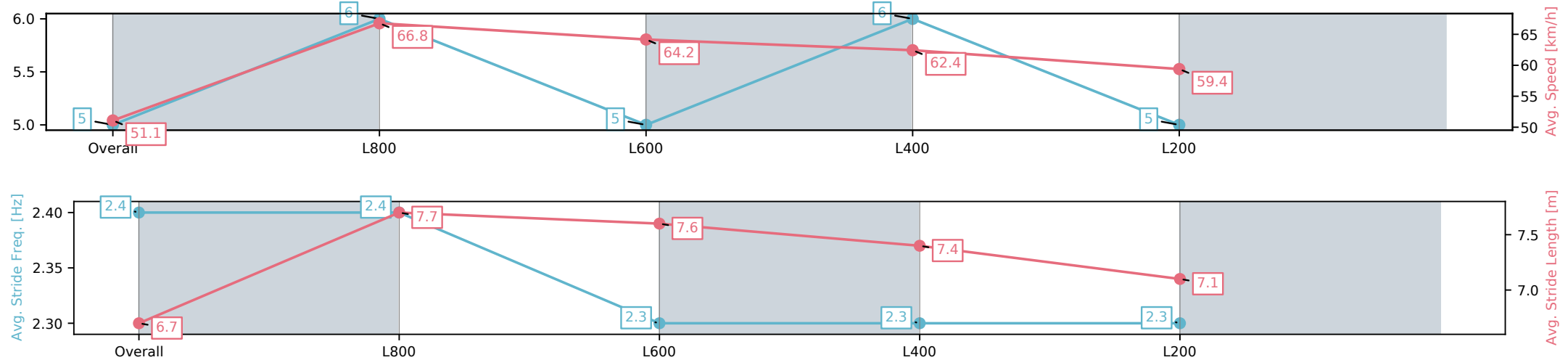
Race 2: Hahn Maiden Plate - 1000m

19 July 2025 - 12:23PM

Track Rating: Soft 6, Weather: Fine, Rail Position: +3m 1000m-W/  
Post, True Remainder. Sectional 604 metres



Section	Overall	L800	L600	L400	L200
Section Times	0:59.91[5] (0:14.09)	0:45.82[6] (0:10.83)	0:34.99[5] (0:11.35)	0:23.64[6] (0:11.56)	0:12.08[5] (0:12.08)
Average Speed [km/h]	51.1	66.8	64.2	62.4	59.4
Top Speed [km/h]	67.0	67.6	65.2	63.4	62.5
Avg. Dist. to Rail [m]	6.1	2.1	1.6	3.7	7.0
Avg. Stride Freq. [Hz]	2.4	2.4	2.3	2.3	2.3
Avg. Stride Length [m]	6.7	7.7	7.6	7.4	7.1



[ ] Ranking at each section and finish  
-:-:- No data available at this section  
NA No data available

Horse/Jockey Name	ARAMOSO/Felicity Atkinson
Finish Rank	6
Fastest Section Time (Section)	0:10.90 (L800)
Top Speed [km/h] (Section)	67.8 (Overall)
Race State	Finished



Morphettville Parks-Professional-2025-07-19

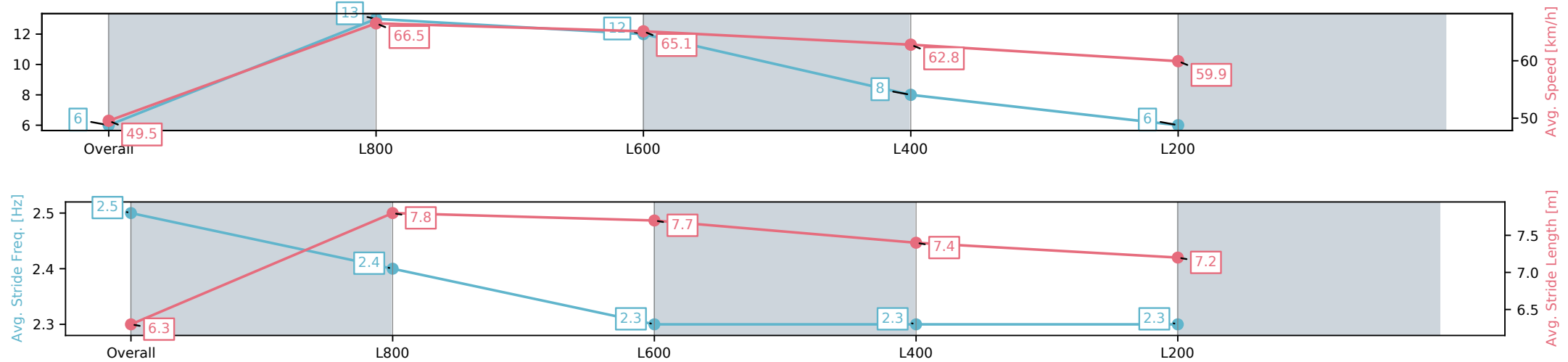
Race 2: Hahn Maiden Plate - 1000m

19 July 2025 - 12:23PM

Track Rating: Soft 6, Weather: Fine, Rail Position: +3m 1000m-W/  
Post, True Remainder. Sectional 604 metres



Section	Overall	L800	L600	L400	L200
Section Times	1:00.03[6] (0:14.52)	0:45.51[13] (0:10.90)	0:34.61[12] (0:11.13)	0:23.48[8] (0:11.52)	0:11.96[6] (0:11.96)
Average Speed [km/h]	49.5	66.5	65.1	62.8	59.9
Top Speed [km/h]	67.8	67.1	65.7	63.8	61.3
Avg. Dist. to Rail [m]	4.9	2.1	1.2	4.5	7.3
Avg. Stride Freq. [Hz]	2.5	2.4	2.3	2.3	2.3
Avg. Stride Length [m]	6.3	7.8	7.7	7.4	7.2



[ ] Ranking at each section and finish  
-:-:- No data available at this section  
NA No data available



Horse/Jockey Name	ANAHORISH/Lachlan Neindorf
Finish Rank	7
Fastest Section Time (Section)	0:10.89 (L800)
Top Speed [km/h] (Section)	66.6 (Overall)
Race State	Finished



Morphettville Parks-Professional-2025-07-19

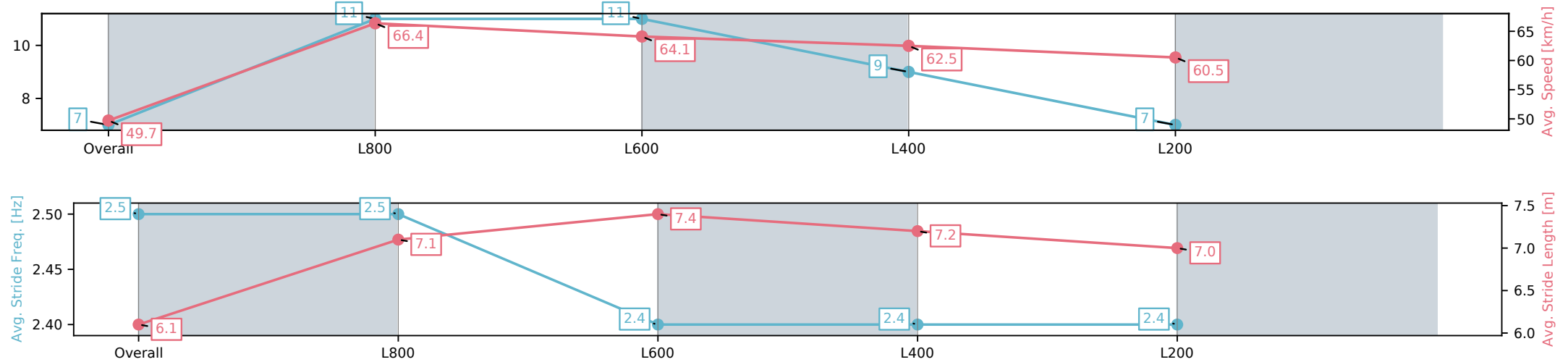
Race 2: Hahn Maiden Plate - 1000m

19 July 2025 - 12:23PM

Track Rating: Soft 6, Weather: Fine, Rail Position: +3m 1000m-W/  
Post, True Remainder. Sectional 604 metres



Section	Overall	L800	L600	L400	L200
Section Times	1:00.03[7] (0:14.44)	0:45.59[11] (0:10.89)	0:34.70[11] (0:11.28)	0:23.41[9] (0:11.56)	0:11.85[7] (0:11.85)
Average Speed [km/h]	49.7	66.4	64.1	62.5	60.5
Top Speed [km/h]	66.6	66.6	65.8	63.5	62.2
Avg. Dist. to Rail [m]	3.0	0.9	0.9	3.2	7.1
Avg. Stride Freq. [Hz]	2.5	2.5	2.4	2.4	2.4
Avg. Stride Length [m]	6.1	7.1	7.4	7.2	7.0



[ ] Ranking at each section and finish  
-:-:- No data available at this section  
NA No data available

Horse/Jockey Name	SECTORS/Liam Riordan
Finish Rank	8
Fastest Section Time (Section)	0:11.11 (L800)
Top Speed [km/h] (Section)	66.9 (Overall)
Race State	Finished



Morphettville Parks-Professional-2025-07-19

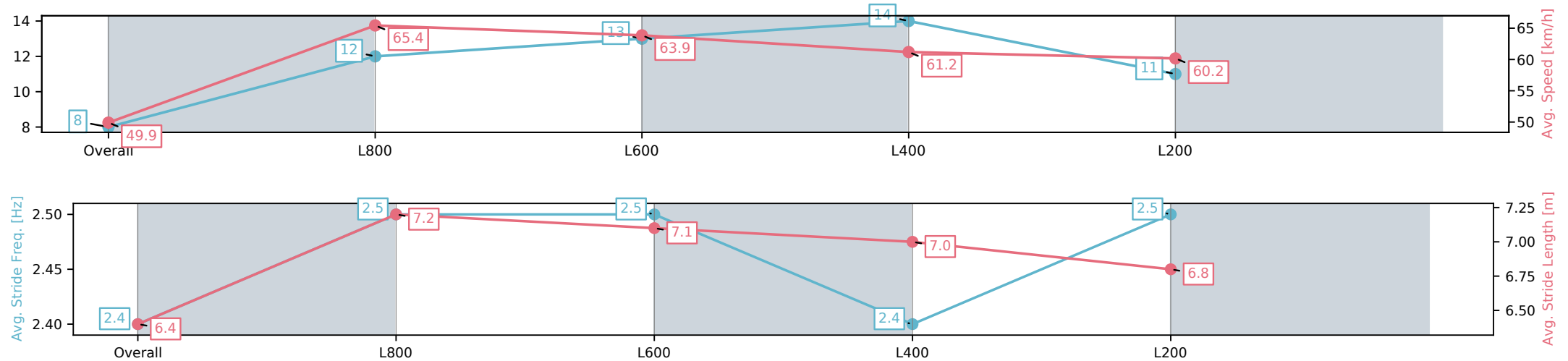
Race 2: Hahn Maiden Plate - 1000m

19 July 2025 - 12:23PM

Track Rating: Soft 6, Weather: Fine, Rail Position: +3m 1000m-W/  
Post, True Remainder. Sectional 604 metres



Section	Overall	L800	L600	L400	L200
Section Times	1:00.66[8] (0:14.44)	0:46.22[12] (0:11.11)	0:35.11[13] (0:11.37)	0:23.74[14] (0:11.83)	0:11.91[11] (0:11.91)
Average Speed [km/h]	49.9	65.4	63.9	61.2	60.2
Top Speed [km/h]	66.9	66.9	64.9	62.1	61.4
Avg. Dist. to Rail [m]	11.0	4.1	1.4	4.9	6.1
Avg. Stride Freq. [Hz]	2.4	2.5	2.5	2.4	2.5
Avg. Stride Length [m]	6.4	7.2	7.1	7.0	6.8



[ ] Ranking at each section and finish  
-:-:- No data available at this section  
NA No data available

Horse/Jockey Name	UNPRAISED/Margaret Collett
Finish Rank	9
Fastest Section Time (Section)	0:10.98 (L800)
Top Speed [km/h] (Section)	67.0 (Overall)
Race State	Finished



Morphettville Parks-Professional-2025-07-19

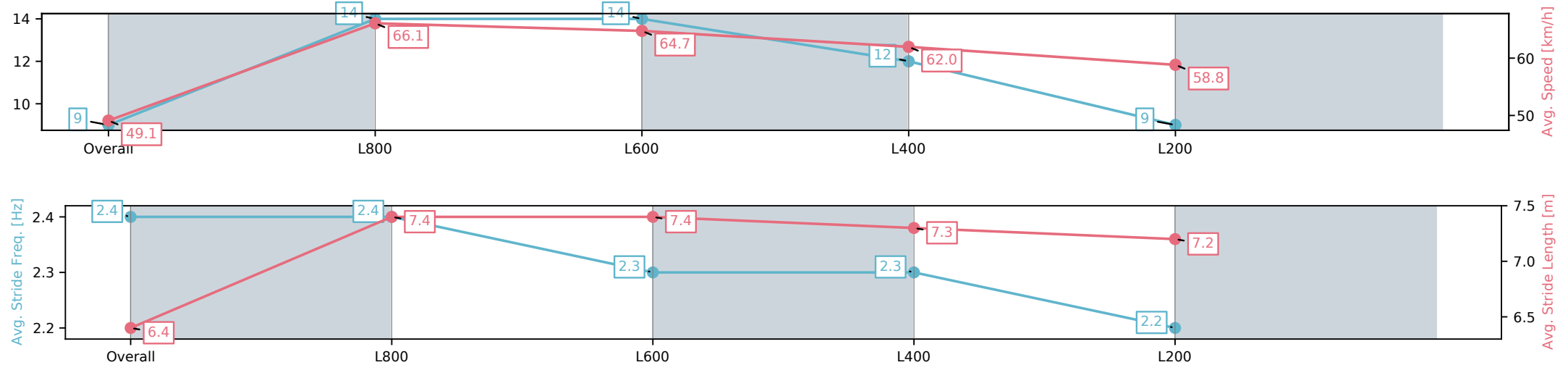
Race 2: Hahn Maiden Plate - 1000m

19 July 2025 - 12:23PM

Track Rating: Soft 6, Weather: Fine, Rail Position: +3m 1000m-W/  
Post, True Remainder. Sectional 604 metres



Section	Overall	L800	L600	L400	L200
Section Times	1:00.69[9] (0:14.65)	0:46.04[14] (0:10.98)	0:35.06[14] (0:11.20)	0:23.86[12] (0:11.65)	0:12.21[9] (0:12.21)
Average Speed [km/h]	49.1	66.1	64.7	62.0	58.8
Top Speed [km/h]	66.6	67.0	65.3	63.9	59.9
Avg. Dist. to Rail [m]	6.3	3.5	1.4	3.8	9.6
Avg. Stride Freq. [Hz]	2.4	2.4	2.3	2.3	2.2
Avg. Stride Length [m]	6.4	7.4	7.4	7.3	7.2



[ ] Ranking at each section and finish  
-:-:- No data available at this section  
NA No data available

Horse/Jockey Name	BONAVERA/Stacey Metcalfe
Finish Rank	10
Fastest Section Time (Section)	0:10.70 (L800)
Top Speed [km/h] (Section)	69.3 (Overall)
Race State	Finished



Morphettville Parks-Professional-2025-07-19

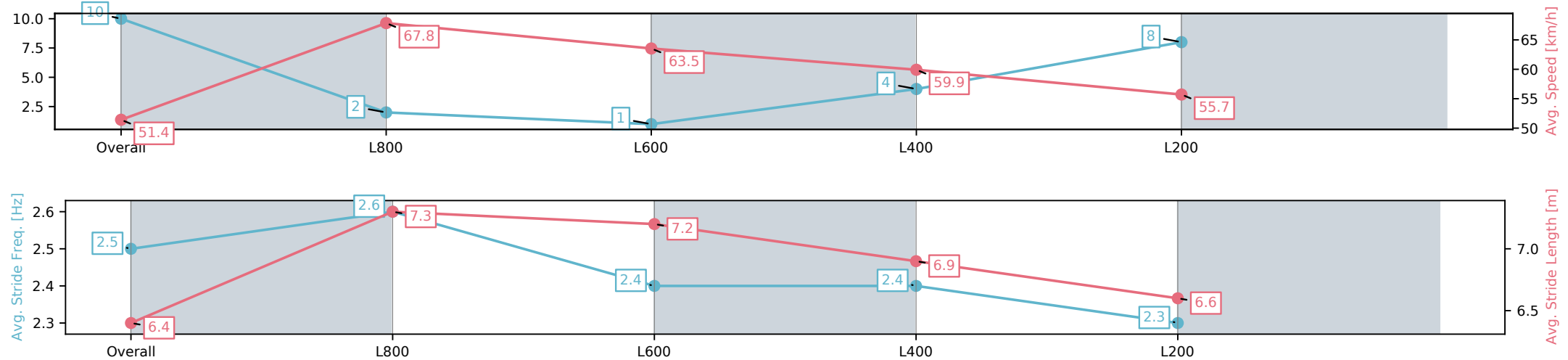
Race 2: Hahn Maiden Plate - 1000m

19 July 2025 - 12:23PM

Track Rating: Soft 6, Weather: Fine, Rail Position: +3m 1000m-W/  
Post, True Remainder. Sectional 604 metres



Section	Overall	L800	L600	L400	L200
Section Times	1:01.11[10] (0:14.01)	0:47.10[2] (0:10.70)	0:36.40[1] (0:11.46)	0:24.94[4] (0:12.08)	0:12.86[8] (0:12.86)
Average Speed [km/h]	51.4	67.8	63.5	59.9	55.7
Top Speed [km/h]	69.3	69.2	66.1	60.5	58.5
Avg. Dist. to Rail [m]	10.5	4.0	2.0	3.4	6.6
Avg. Stride Freq. [Hz]	2.5	2.6	2.4	2.4	2.3
Avg. Stride Length [m]	6.4	7.3	7.2	6.9	6.6



[ ] Ranking at each section and finish  
-:-:- No data available at this section  
NA No data available

Horse/Jockey Name	HOMETOWN GAL/Matthew Chadwick
Finish Rank	11
Fastest Section Time (Section)	0:10.87 (L800)
Top Speed [km/h] (Section)	66.9 (Overall)
Race State	Finished



Morphettville Parks-Professional-2025-07-19

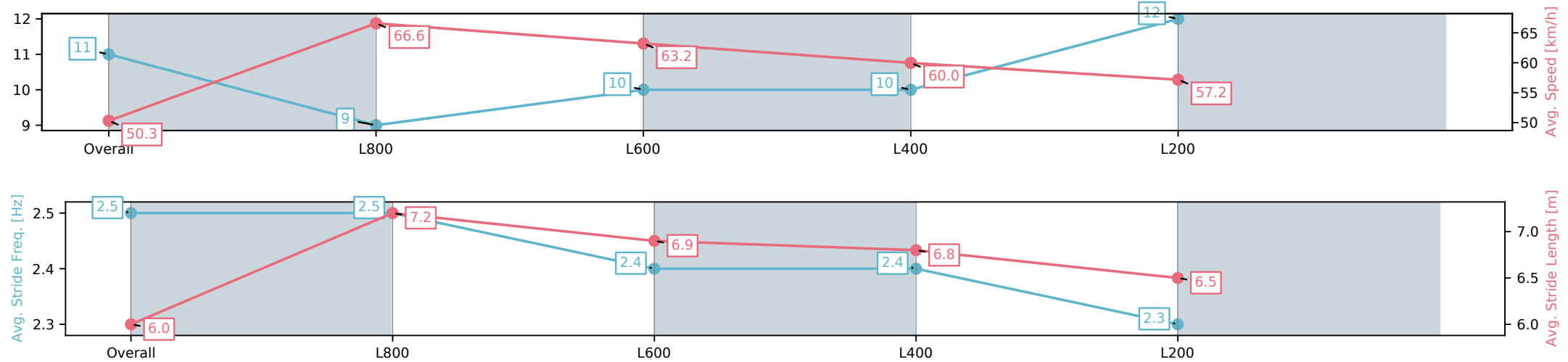
Race 2: Hahn Maiden Plate - 1000m

19 July 2025 - 12:23PM

Track Rating: Soft 6, Weather: Fine, Rail Position: +3m 1000m-W/  
Post, True Remainder. Sectional 604 metres



Section	Overall	L800	L600	L400	L200
Section Times	1:01.36[11] (0:14.34)	0:47.02[9] (0:10.87)	0:36.15[10] (0:11.53)	0:24.62[10] (0:12.05)	0:12.57[12] (0:12.56)
Average Speed [km/h]	50.3	66.6	63.2	60.0	57.2
Top Speed [km/h]	66.4	66.9	65.4	60.9	59.4
Avg. Dist. to Rail [m]	4.2	2.4	1.8	5.3	8.6
Avg. Stride Freq. [Hz]	2.5	2.5	2.4	2.4	2.3
Avg. Stride Length [m]	6.0	7.2	6.9	6.8	6.5



[ ] Ranking at each section and finish  
-:-:- No data available at this section  
NA No data available

Horse/Jockey Name	RADIANT KNIGHT/Dylan Caboche
Finish Rank	12
Fastest Section Time (Section)	0:10.88 (L800)
Top Speed [km/h] (Section)	67.5 (Overall)
Race State	Finished



Morphettville Parks-Professional-2025-07-19

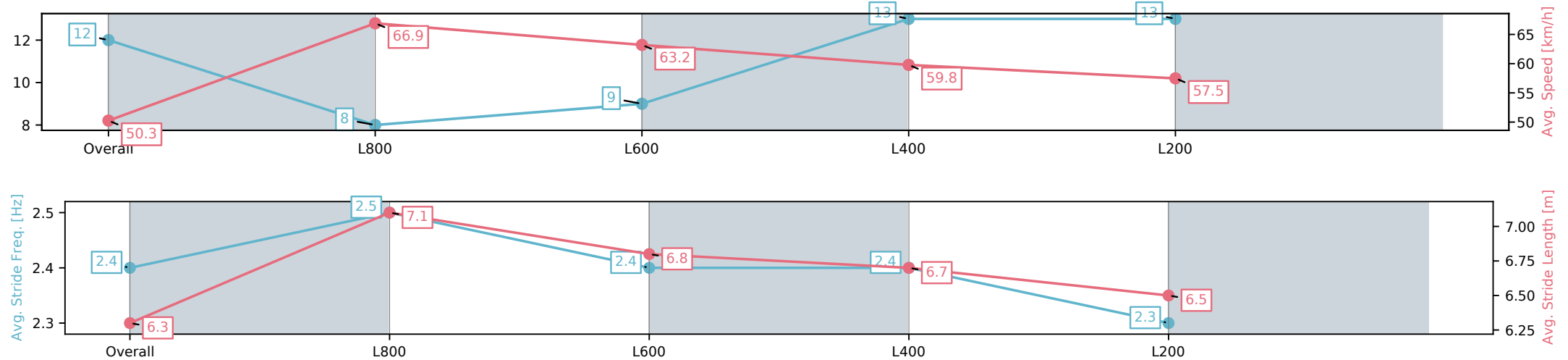
Race 2: Hahn Maiden Plate - 1000m

19 July 2025 - 12:23PM

Track Rating: Soft 6, Weather: Fine, Rail Position: +3m 1000m-W/  
Post, True Remainder. Sectional 604 metres



Section	Overall	L800	L600	L400	L200
Section Times	1:01.46[12] (0:14.33)	0:47.13[8] (0:10.88)	0:36.25[9] (0:11.63)	0:24.62[13] (0:12.14)	0:12.48[13] (0:12.48)
Average Speed [km/h]	50.3	66.9	63.2	59.8	57.5
Top Speed [km/h]	67.1	67.5	64.9	60.7	59.3
Avg. Dist. to Rail [m]	9.2	3.6	3.5	7.0	10.5
Avg. Stride Freq. [Hz]	2.4	2.5	2.4	2.4	2.3
Avg. Stride Length [m]	6.3	7.1	6.8	6.7	6.5



[ ] Ranking at each section and finish  
-:-:- No data available at this section  
NA No data available

Horse/Jockey Name	SUMMERTIME MADNESS/Todd Pannell
Finish Rank	13
Fastest Section Time (Section)	0:10.86 (L800)
Top Speed [km/h] (Section)	68.2 (Overall)
Race State	Finished



Morphettville Parks-Professional-2025-07-19

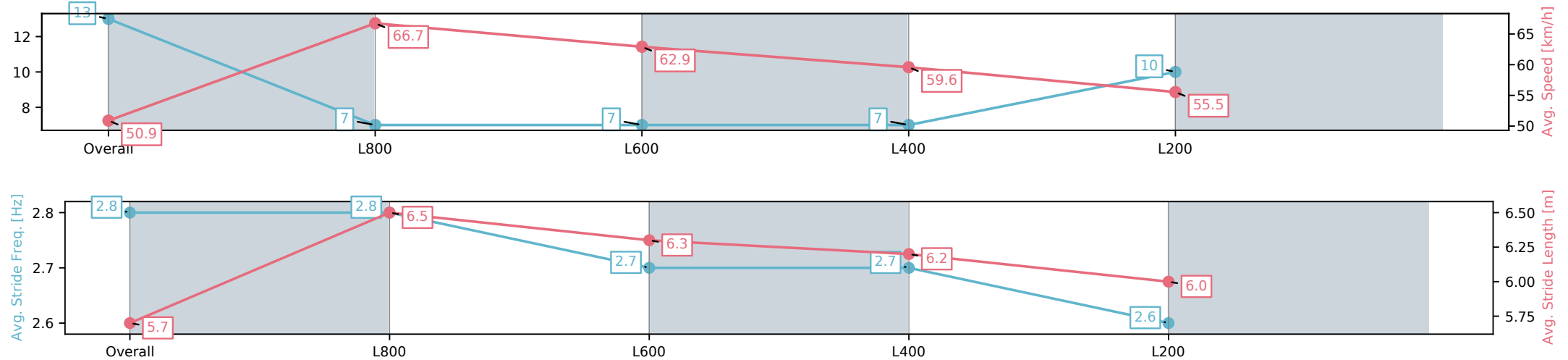
Race 2: Hahn Maiden Plate - 1000m

19 July 2025 - 12:23PM

Track Rating: Soft 6, Weather: Fine, Rail Position: +3m 1000m-W/  
Post, True Remainder. Sectional 604 metres



Section	Overall	L800	L600	L400	L200
Section Times	1:01.60[13] (0:14.13)	0:47.47[7] (0:10.86)	0:36.61[7] (0:11.56)	0:25.05[7] (0:12.16)	0:12.89[10] (0:12.89)
Average Speed [km/h]	50.9	66.7	62.9	59.6	55.5
Top Speed [km/h]	68.2	68.1	64.1	61.8	58.4
Avg. Dist. to Rail [m]	8.5	2.7	1.8	5.2	6.8
Avg. Stride Freq. [Hz]	2.8	2.8	2.7	2.7	2.6
Avg. Stride Length [m]	5.7	6.5	6.3	6.2	6.0



[ ] Ranking at each section and finish  
-:-:- No data available at this section  
NA No data available

Horse/Jockey Name	PENNY PEDRILLE/Caitlin Tootell
Finish Rank	14
Fastest Section Time (Section)	0:10.95 (L800)
Top Speed [km/h] (Section)	67.0 (Overall)
Race State	Finished



Morphettville Parks-Professional-2025-07-19

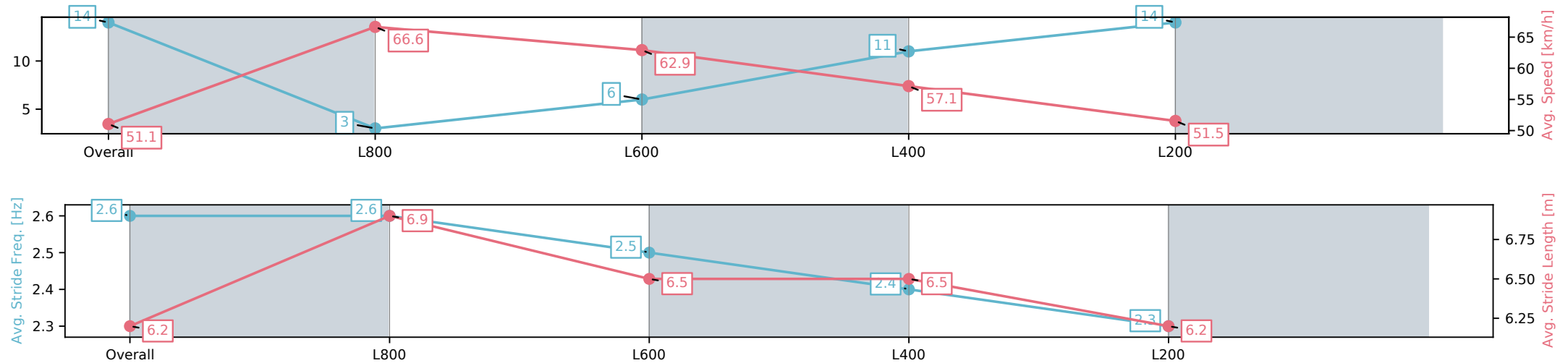
Race 2: Hahn Maiden Plate - 1000m

19 July 2025 - 12:23PM

Track Rating: Soft 6, Weather: Fine, Rail Position: +3m 1000m-W/  
Post, True Remainder. Sectional 604 metres



Section	Overall	L800	L600	L400	L200
Section Times	1:03.37[14] (0:14.03)	0:49.34[3] (0:10.95)	0:38.39[6] (0:11.76)	0:26.63[11] (0:12.74)	0:13.89[14] (0:13.89)
Average Speed [km/h]	51.1	66.6	62.9	57.1	51.5
Top Speed [km/h]	66.9	67.0	65.2	60.1	54.1
Avg. Dist. to Rail [m]	13.4	6.3	4.5	8.1	6.8
Avg. Stride Freq. [Hz]	2.6	2.6	2.5	2.4	2.3
Avg. Stride Length [m]	6.2	6.9	6.5	6.5	6.2



[ ] Ranking at each section and finish  
-:-:- No data available at this section  
NA No data available