



Morphettville Parks-Professional-2025-07-19

Race 1: Quayclean Handicap - 1250m

19 July 2025 - 11:47AM

Track Rating: Soft 6, Weather: Fine, Rail Position: +3m 1000m-W/Post, True Remainder.
Sectional 604 metres



Section Field Times							Overall	L1000	L800	L600	L400	L200		
							1:16.22 (0:17.71)	0:58.51 (0:11.66)	0:46.85 (0:11.84)	0:35.01 (0:11.68)	0:23.33 (0:11.38)	0:11.94 (0:11.94)		
Position	#	Horse/Jockey	Barrier	Top Speed [km/h]	Fastest Section	First 400m							Margin	Distance Travelled From Winner [m]
1	3	LAYERUPONLAYER	3	65.4	0:11.19	0:26.69	1:16.22	0:58.33 [3]	0:46.50 [3]	0:34.64 [3]	0:23.04 [3]	0:11.85 [2]	1:16.22	
		Jake Toeroek		1000-800	400-200		(0:17.89)	(0:11.83)	(0:11.86)	(0:11.60)	(0:11.19)	(0:11.85)		
2	4	METRICAL	2	65.9	0:11.19	0:26.97	1:16.27	0:58.07 [4]	0:46.38 [4]	0:34.63 [4]	0:23.00 [4]	0:11.81 [3]	0.27L	-4
		Jason Holder		800-600	400-200		(0:18.20)	(0:11.69)	(0:11.75)	(0:11.63)	(0:11.19)	(0:11.81)		
3	2	WATADEEL	4	65.8	0:11.06	0:27.39	1:16.34	0:57.84 [7]	0:45.95 [8]	0:34.32 [8]	0:22.70 [8]	0:11.64 [6]	0.71L	-2
		Lachlan Neindorf		800-600	400-200		(0:18.50)	(0:11.89)	(0:11.63)	(0:11.62)	(0:11.06)	(0:11.64)		
4	8	STARLITE VALLEY	5	64.3	0:11.38	0:26.40	1:16.44	0:58.74 [1]	0:47.08 [1]	0:35.23 [1]	0:23.55 [1]	0:12.17 [1]	1.36L	+2
		Teagan Voorham		800-600	400-200		(0:17.70)	(0:11.66)	(0:11.85)	(0:11.68)	(0:11.38)	(0:12.17)		
5	7	DELIGHTFUL SHECKY	1	63.4	0:11.44	0:26.48	1:16.65	0:58.81 [2]	0:47.16 [2]	0:35.27 [2]	0:23.60 [2]	0:12.16 [4]	2.7L	-5
		Todd Pannell		800-600	400-200		(0:17.84)	(0:11.65)	(0:11.89)	(0:11.67)	(0:11.44)	(0:12.16)		
6	1	VAIL MOUNTAIN	8	64.8	0:11.30	0:27.35	1:16.72	0:58.17 [8]	0:46.48 [6]	0:34.85 [6]	0:23.23 [7]	0:11.93 [7]	3.08L	+2
		Taylor Johnstone		800-600	400-200		(0:18.55)	(0:11.69)	(0:11.63)	(0:11.62)	(0:11.30)	(0:11.93)		
7	6	KOMACHI	7	65.0	0:11.23	0:27.44	1:16.84	0:58.36 [6]	0:46.47 [7]	0:34.90 [7]	0:23.43 [5]	0:12.20 [5]	3.86L	-3
		Ben Price		800-600	400-200		(0:18.48)	(0:11.89)	(0:11.56)	(0:11.47)	(0:11.23)	(0:12.20)		
8	5	WORSFOLD	6	64.3	0:11.41	0:27.10	1:17.03	0:58.72 [5]	0:46.98 [5]	0:35.28 [5]	0:23.59 [6]	0:12.18 [8]	5.02L	+1
		Caitlin Tootell		800-600	400-200		(0:18.31)	(0:11.74)	(0:11.70)	(0:11.69)	(0:11.41)	(0:12.18)		

Horse/Jockey Name	LAYERUPONLAYER/Jake Toeroek
Finish Rank	1
Fastest Section Time (Section)	0:11.19 (L200)
Top Speed [km/h] (Section)	65.4 (L800)
Race State	Finished



Morphettville Parks-Professional-2025-07-19

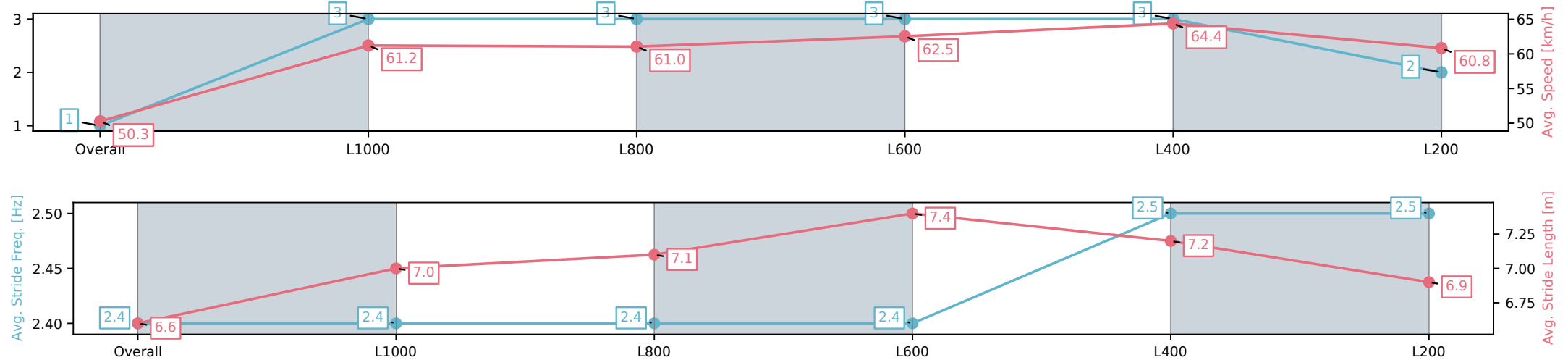
Race 1: Quayclean Handicap - 1250m

19 July 2025 - 11:47AM

Track Rating: Soft 6, Weather: Fine, Rail Position: +3m 1000m-W/
Post, True Remainder. Sectional 604 metres



Section	Overall	L1000	L800	L600	L400	L200
Section Times	1:16.22[1] (0:17.89)	0:58.33[3] (0:11.83)	0:46.50[3] (0:11.86)	0:34.64[3] (0:11.60)	0:23.04[3] (0:11.19)	0:11.85[2] (0:11.85)
Average Speed [km/h]	50.3	61.2	61.0	62.5	64.4	60.8
Top Speed [km/h]	61.1	62.7	61.9	65.4	65.4	63.9
Avg. Dist. to Rail [m]	2.4	1.2	2.3	1.4	1.0	3.1
Avg. Stride Freq. [Hz]	2.4	2.4	2.4	2.4	2.5	2.5
Avg. Stride Length [m]	6.6	7.0	7.1	7.4	7.2	6.9



[] Ranking at each section and finish
-:-:- No data available at this section
NA No data available

Horse/Jockey Name	METRICAL/Jason Holder
Finish Rank	2
Fastest Section Time (Section)	0:11.19 (L200)
Top Speed [km/h] (Section)	65.9 (L600)
Race State	Finished



Morphettville Parks-Professional-2025-07-19

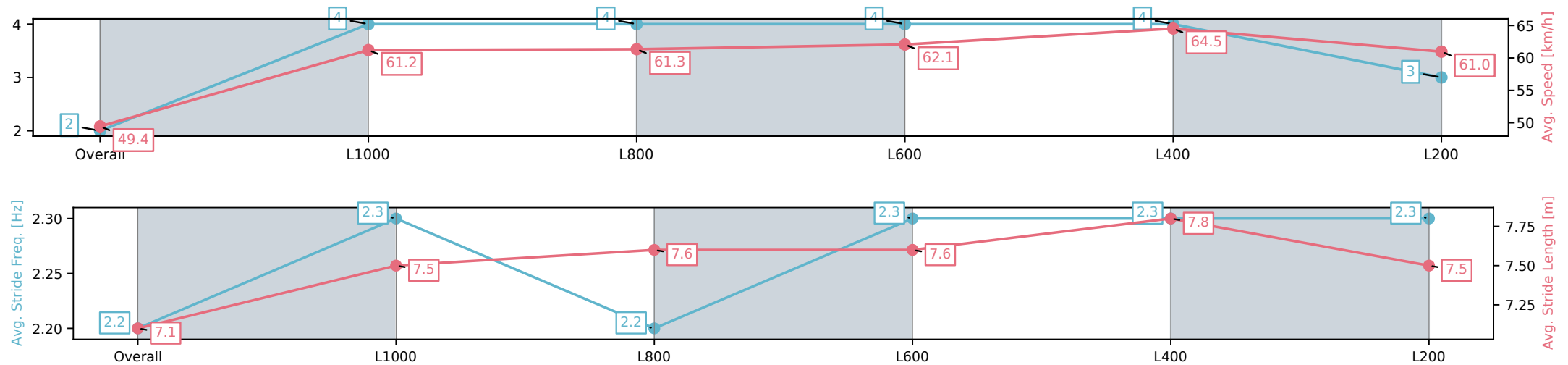
Race 1: Quayclean Handicap - 1250m

19 July 2025 - 11:47AM

Track Rating: Soft 6, Weather: Fine, Rail Position: +3m 1000m-W/
Post, True Remainder. Sectional 604 metres



Section	Overall	L1000	L800	L600	L400	L200
Section Times	1:16.27[2] (0:18.20)	0:58.07[4] (0:11.69)	0:46.38[4] (0:11.75)	0:34.63[4] (0:11.63)	0:23.00[4] (0:11.19)	0:11.81[3] (0:11.81)
Average Speed [km/h]	49.4	61.2	61.3	62.1	64.5	61.0
Top Speed [km/h]	60.7	61.8	61.7	63.8	65.9	65.4
Avg. Dist. to Rail [m]	0.9	0.9	0.3	0.7	1.3	1.4
Avg. Stride Freq. [Hz]	2.2	2.3	2.2	2.3	2.3	2.3
Avg. Stride Length [m]	7.1	7.5	7.6	7.6	7.8	7.5



[] Ranking at each section and finish
-:-:- No data available at this section
NA No data available

Horse/Jockey Name	WATADEEL/Lachlan Neindorf
Finish Rank	3
Fastest Section Time (Section)	0:11.06 (L200)
Top Speed [km/h] (Section)	65.8 (L600)
Race State	Finished



Morphettville Parks-Professional-2025-07-19

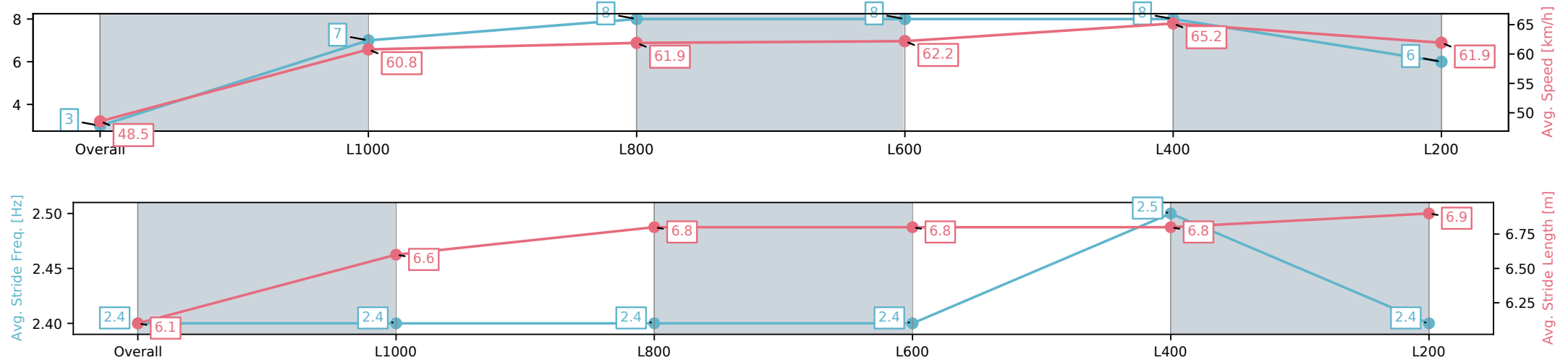
Race 1: Quayclean Handicap - 1250m

19 July 2025 - 11:47AM

Track Rating: Soft 6, Weather: Fine, Rail Position: +3m 1000m-W/
Post, True Remainder. Sectional 604 metres



Section	Overall	L1000	L800	L600	L400	L200
Section Times	1:16.34[3] (0:18.50)	0:57.84[7] (0:11.89)	0:45.95[8] (0:11.63)	0:34.32[8] (0:11.62)	0:22.70[8] (0:11.06)	0:11.64[6] (0:11.64)
Average Speed [km/h]	48.5	60.8	61.9	62.2	65.2	61.9
Top Speed [km/h]	59.8	62.9	63.0	64.4	65.8	64.7
Avg. Dist. to Rail [m]	2.8	0.5	0.6	0.7	2.2	6.1
Avg. Stride Freq. [Hz]	2.4	2.4	2.4	2.4	2.5	2.4
Avg. Stride Length [m]	6.1	6.6	6.8	6.8	6.8	6.9



Horse/Jockey Name	STARLITE VALLEY/Teagan Voorham
Finish Rank	4
Fastest Section Time (Section)	0:11.38 (L200)
Top Speed [km/h] (Section)	64.3 (L600)
Race State	Finished



Morphettville Parks-Professional-2025-07-19

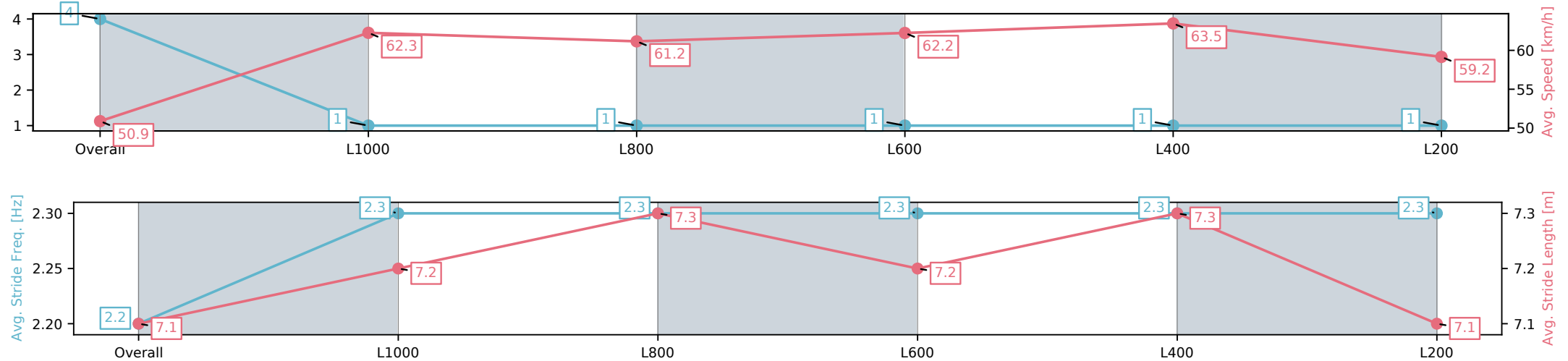
Race 1: Quayclean Handicap - 1250m

19 July 2025 - 11:47AM

Track Rating: Soft 6, Weather: Fine, Rail Position: +3m 1000m-W/
Post, True Remainder. Sectional 604 metres



Section	Overall	L1000	L800	L600	L400	L200
Section Times	1:16.44[4] (0:17.70)	0:58.74[1] (0:11.66)	0:47.08[1] (0:11.85)	0:35.23[1] (0:11.68)	0:23.55[1] (0:11.38)	0:12.17[1] (0:12.17)
Average Speed [km/h]	50.9	62.3	61.2	62.2	63.5	59.2
Top Speed [km/h]	63.8	64.1	61.5	63.6	64.3	62.3
Avg. Dist. to Rail [m]	4.2	1.8	1.9	1.8	2.4	3.7
Avg. Stride Freq. [Hz]	2.2	2.3	2.3	2.3	2.3	2.3
Avg. Stride Length [m]	7.1	7.2	7.3	7.2	7.3	7.1



[] Ranking at each section and finish
-:-:- No data available at this section
NA No data available

Horse/Jockey Name	DELIGHTFUL SHECKY/Todd Pannell
Finish Rank	5
Fastest Section Time (Section)	0:11.44 (L200)
Top Speed [km/h] (Section)	63.4 (L600)
Race State	Finished



Morphettville Parks-Professional-2025-07-19

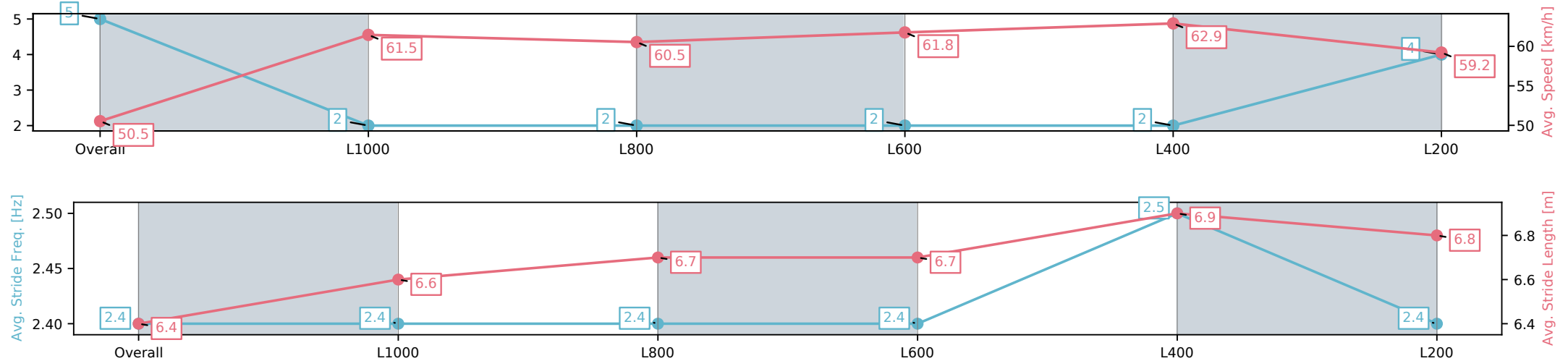
Race 1: Quayclean Handicap - 1250m

19 July 2025 - 11:47AM

Track Rating: Soft 6, Weather: Fine, Rail Position: +3m 1000m-W/
Post, True Remainder. Sectional 604 metres



Section	Overall	L1000	L800	L600	L400	L200
Section Times	1:16.65[5] (0:17.84)	0:58.81[2] (0:11.65)	0:47.16[2] (0:11.89)	0:35.27[2] (0:11.67)	0:23.60[2] (0:11.44)	0:12.16[4] (0:12.16)
Average Speed [km/h]	50.5	61.5	60.5	61.8	62.9	59.2
Top Speed [km/h]	63.0	63.1	61.5	63.2	63.4	61.6
Avg. Dist. to Rail [m]	1.1	0.4	0.2	0.2	0.8	1.6
Avg. Stride Freq. [Hz]	2.4	2.4	2.4	2.4	2.5	2.4
Avg. Stride Length [m]	6.4	6.6	6.7	6.7	6.9	6.8



[] Ranking at each section and finish
-:-:- No data available at this section
NA No data available

Horse/Jockey Name	VAIL MOUNTAIN/Taylor Johnstone
Finish Rank	6
Fastest Section Time (Section)	0:11.30 (L200)
Top Speed [km/h] (Section)	64.8 (L600)
Race State	Finished



Morphettville Parks-Professional-2025-07-19

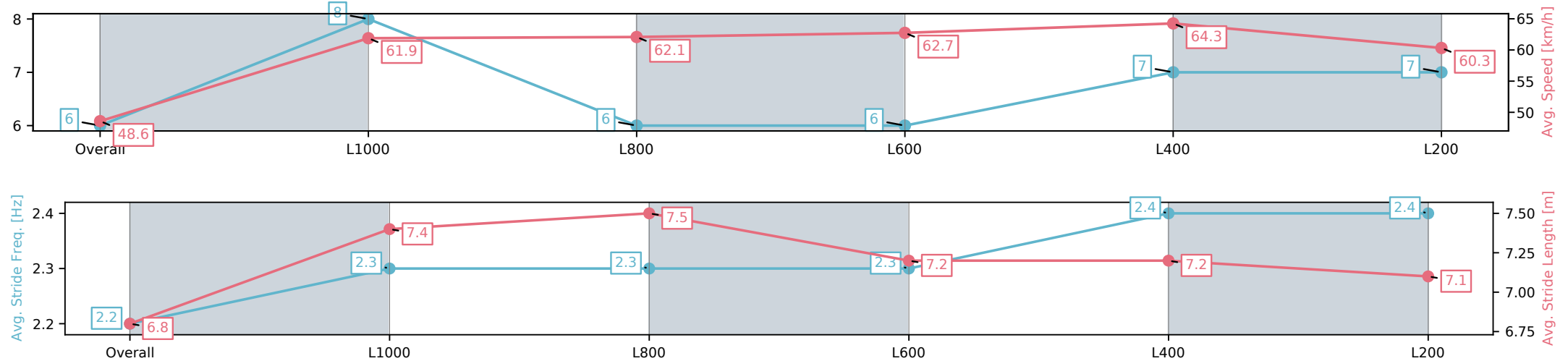
Race 1: Quayclean Handicap - 1250m

19 July 2025 - 11:47AM

Track Rating: Soft 6, Weather: Fine, Rail Position: +3m 1000m-W/
Post, True Remainder. Sectional 604 metres



Section	Overall	L1000	L800	L600	L400	L200
Section Times	1:16.72[6] (0:18.55)	0:58.17[8] (0:11.69)	0:46.48[6] (0:11.63)	0:34.85[6] (0:11.62)	0:23.23[7] (0:11.30)	0:11.93[7] (0:11.93)
Average Speed [km/h]	48.6	61.9	62.1	62.7	64.3	60.3
Top Speed [km/h]	60.6	63.0	62.8	64.4	64.8	63.3
Avg. Dist. to Rail [m]	4.4	1.0	1.5	2.5	4.6	7.5
Avg. Stride Freq. [Hz]	2.2	2.3	2.3	2.3	2.4	2.4
Avg. Stride Length [m]	6.8	7.4	7.5	7.2	7.2	7.1



[] Ranking at each section and finish
-:-:- No data available at this section
NA No data available

Horse/Jockey Name	KOMACHI/Ben Price
Finish Rank	7
Fastest Section Time (Section)	0:11.23 (L200)
Top Speed [km/h] (Section)	65.0 (L600)
Race State	Finished



Morphettville Parks-Professional-2025-07-19

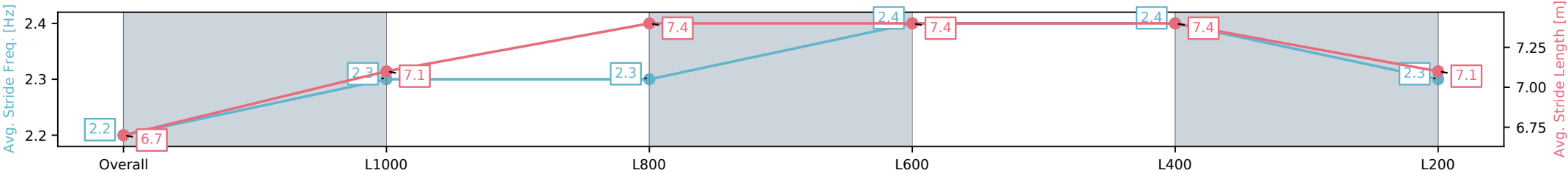
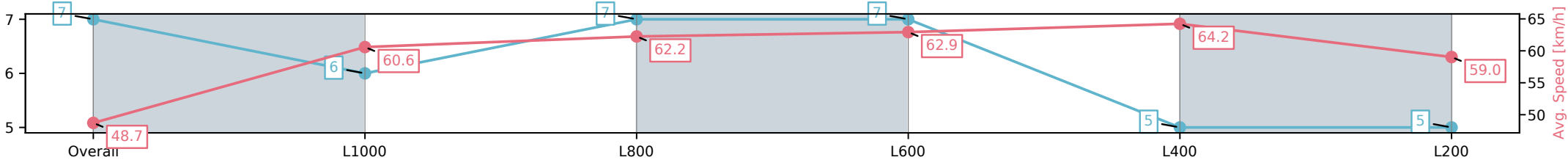
Race 1: Quayclean Handicap - 1250m

19 July 2025 - 11:47AM

Track Rating: Soft 6, Weather: Fine, Rail Position: +3m 1000m-W/
Post, True Remainder. Sectional 604 metres



Section	Overall	L1000	L800	L600	L400	L200
Section Times	1:16.84[7] (0:18.48)	0:58.36[6] (0:11.89)	0:46.47[7] (0:11.56)	0:34.90[7] (0:11.47)	0:23.43[5] (0:11.23)	0:12.20[5] (0:12.20)
Average Speed [km/h]	48.7	60.6	62.2	62.9	64.2	59.0
Top Speed [km/h]	59.9	62.0	62.9	64.6	65.0	62.4
Avg. Dist. to Rail [m]	3.4	0.7	0.5	0.4	0.8	1.3
Avg. Stride Freq. [Hz]	2.2	2.3	2.3	2.4	2.4	2.3
Avg. Stride Length [m]	6.7	7.1	7.4	7.4	7.4	7.1



[] Ranking at each section and finish
-:-:- No data available at this section
NA No data available

Horse/Jockey Name	WORSFOLD/Caitlin Tootell
Finish Rank	8
Fastest Section Time (Section)	0:11.41 (L200)
Top Speed [km/h] (Section)	64.3 (L600)
Race State	Finished



Morphettville Parks-Professional-2025-07-19

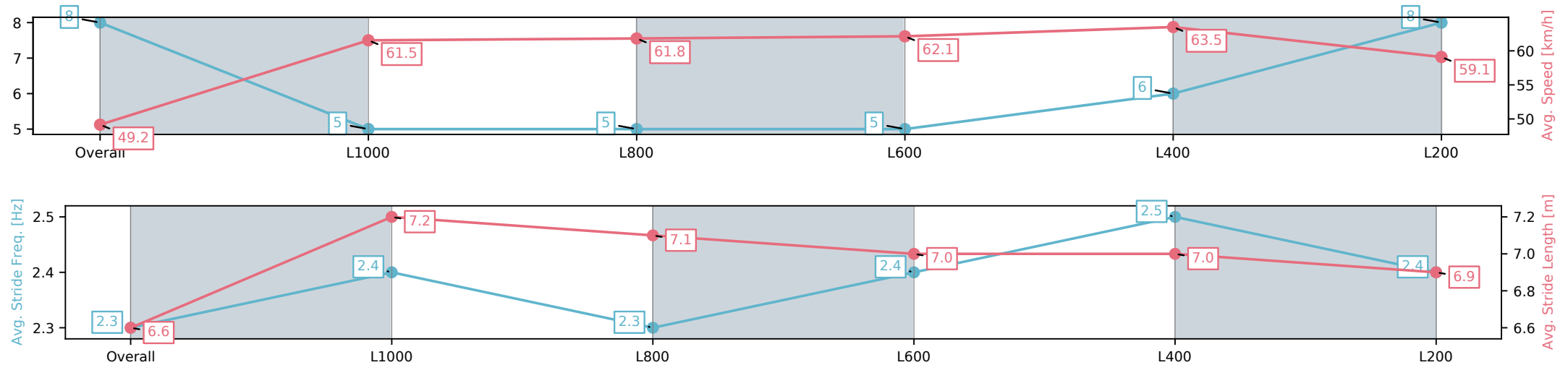
Race 1: Quayclean Handicap - 1250m

19 July 2025 - 11:47AM

Track Rating: Soft 6, Weather: Fine, Rail Position: +3m 1000m-W/
Post, True Remainder. Sectional 604 metres



Section	Overall	L1000	L800	L600	L400	L200
Section Times	1:17.03[8] (0:18.31)	0:58.72[5] (0:11.74)	0:46.98[5] (0:11.70)	0:35.28[5] (0:11.69)	0:23.59[6] (0:11.41)	0:12.18[8] (0:12.18)
Average Speed [km/h]	49.2	61.5	61.8	62.1	63.5	59.1
Top Speed [km/h]	61.3	62.2	62.7	63.5	64.3	62.4
Avg. Dist. to Rail [m]	3.8	0.9	1.7	1.9	3.6	5.4
Avg. Stride Freq. [Hz]	2.3	2.4	2.3	2.4	2.5	2.4
Avg. Stride Length [m]	6.6	7.2	7.1	7.0	7.0	6.9



[] Ranking at each section and finish
-:-:- No data available at this section
NA No data available