



Morphettville Parks-Professional-2025-06-28

Race 8: PFD Food Services Handicap - 1550m

28 June 2025 - 3:50PM

Track Rating: Soft 6, Weather: Overcast, Rail Position: True



Morphettville

Section Field Times							Overall	L1400	L1200	L1000	L800	L600		
							1:34.74 (0:11.32)	1:23.42 (0:10.96)	1:12.46 (0:11.56)	1:00.89 (0:11.86)	0:49.03 (0:12.15)	0:36.88 (0:12.21)		
Position	#	Horse/Jockey	Barrier	Top Speed [km/h]	Fastest Section	First 400m							Distance Travelled From Winner [m]	
1	7	FIASCO TESS	5	64.8	0:11.27	0:25.90	1:34.74	1:23.02 [7]	1:11.75 [6]	1:00.00 [6]	0:48.24 [5]	0:36.45 [5]		
		Jacob Opperman		1400-1200	1400-1200		(0:11.72)	(0:11.27)	(0:11.75)	(0:11.76)	(0:11.79)	(0:12.11)		
2	6	TOSEN WATER	11	66.6	0:10.92	0:25.13	1:35.07	1:23.64 [2]	1:12.72 [2]	1:01.23 [1]	0:49.37 [1]	0:37.22 [1]		+0
		Teagan Voorham		1400-1200	1400-1200		(0:11.43)	(0:10.92)	(0:11.49)	(0:11.86)	(0:12.15)	(0:12.21)		
3	3	BRAVE STAR	10	65.4	0:11.19	0:25.53	1:35.13	1:23.69 [3]	1:12.50 [4]	1:00.80 [4]	0:48.96 [4]	0:36.96 [4]		+8
		Caitlin Jones		1400-1200	1400-1200		(0:11.44)	(0:11.19)	(0:11.70)	(0:11.84)	(0:12.00)	(0:12.19)		
4	8	WILLYBEAFACTOR	1	65.8	0:11.07	0:25.38	1:35.20	1:23.74 [4]	1:12.67 [3]	1:01.07 [3]	0:49.19 [3]	0:37.13 [3]		-1
		Stacey Metcalfe		1400-1200	1400-1200		(0:11.46)	(0:11.07)	(0:11.60)	(0:11.88)	(0:12.06)	(0:12.16)		
5	13	FLAMBARD	8	65.8	0:11.22	0:25.81	1:35.36	1:23.70 [5]	1:12.48 [5]	1:00.74 [5]	0:48.79 [6]	0:36.81 [6]		+4
		Justin Potter		1400-1200	1400-1200		(0:11.66)	(0:11.22)	(0:11.74)	(0:11.95)	(0:11.98)	(0:11.99)		
6	10	THE MANSMAN	4	64.3	0:11.40	0:26.33	1:35.37	1:23.42 [8]	1:12.02 [9]	1:00.19 [9]	0:48.41 [10]	0:36.62 [7]		-1
		Lachlan Neindorf		1400-1200	1400-1200		(0:11.95)	(0:11.40)	(0:11.83)	(0:11.78)	(0:11.79)	(0:11.98)		
7	4	TAHNEE TREASURE	6	64.5	0:11.43	0:26.05	1:35.87	1:24.16 [6]	1:12.73 [7]	1:00.87 [7]	0:49.04 [7]	0:37.10 [8]		+4
		Rochelle Milnes		1400-1200	1400-1200		(0:11.71)	(0:11.43)	(0:11.86)	(0:11.83)	(0:11.94)	(0:12.28)		
8	2	SURPRISE COMING	9	64.4	0:11.46	0:26.47	1:35.89	1:23.91 [10]	1:12.45 [11]	1:00.59 [11]	0:48.81 [11]	0:36.84 [11]		+13
		Matthew Chadwick		1400-1200	1400-1200		(0:11.98)	(0:11.46)	(0:11.86)	(0:11.78)	(0:11.97)	(0:12.25)		
9	1	FARHH FLUNG	7	64.9	0:11.33	0:26.28	1:36.02	1:24.05 [9]	1:12.72 [8]	1:00.88 [8]	0:49.06 [8]	0:37.11 [9]		+5
		Liam Riordan		1400-1200	1400-1200		(0:11.97)	(0:11.33)	(0:11.84)	(0:11.82)	(0:11.95)	(0:12.04)		
10	14	RUBINI	2	64.8	0:11.31	0:26.57	1:36.16	1:23.76 [13]	1:12.45 [13]	1:00.63 [13]	0:48.88 [13]	0:37.00 [12]		+0
		Felicity Atkinson		1400-1200	1400-1200		(0:12.40)	(0:11.31)	(0:11.82)	(0:11.75)	(0:11.88)	(0:12.08)		

Scratched: Queen Beira (#11)

Report Created: Sat 28 June 2025 16:40:35 GMT+10 (Note: Timing is based on positional data)

Page 1/17

[] Position in running at each section and finish
-:-:- No data available at this section
NA No data available
Saddle cloth number
DNF Did not finish
DNT Did not track
Background shading for fastest section



Morphettville Parks-Professional-2025-06-28
Race 8: PFD Food Services Handicap - 1550m
28 June 2025 - 3:50PM

Track Rating: Soft 6, Weather: Overcast, Rail Position: True



Section							Overall	L1400	L1200	L1000	L800	L600		
Field Times							1:34.74	1:23.42	1:12.46	1:00.89	0:49.03	0:36.88		
							(0:11.32)	(0:10.96)	(0:11.56)	(0:11.86)	(0:12.15)	(0:12.21)		
Position	#	Horse/Jockey	Barrier	Top Speed [km/h]	Fastest Section	First 400m								Distance Travelled From Winner [m]
11	12	STRATUM PRIDE	3	64.3	0:11.36	0:26.61	1:36.30	1:23.98 [12]	1:12.62 [12]	1:00.81 [12]	0:49.02 [12]	0:37.11 [13]		+5
		Ben Price		1400-1200	1400-1200		(0:12.32)	(0:11.36)	(0:11.81)	(0:11.79)	(0:11.91)	(0:12.14)		
12	5	CRUZ MISSILE	13	64.8	0:11.37	0:26.28	1:36.60	1:24.62 [11]	1:13.25 [10]	1:01.41 [10]	0:49.64 [9]	0:37.59 [10]		+9
		Caitlin Tootell		1400-1200	1400-1200		(0:11.98)	(0:11.37)	(0:11.84)	(0:11.77)	(0:12.05)	(0:12.36)		
13	9	TAPINFORPAR	12	67.2	0:10.97	0:25.09	1:37.44	1:26.13 [1]	1:15.16 [1]	1:03.53 [2]	0:51.55 [2]	0:39.42 [2]		+6
		Sheridan Clarke		1200-1000	1400-1200		(0:11.31)	(0:10.97)	(0:11.63)	(0:11.98)	(0:12.13)	(0:12.40)		

Scratched: Queen Beira (#11)



Morphettville Parks-Professional-2025-06-28

Race 8: PFD Food Services Handicap - 1550m

28 June 2025 - 3:50PM

Track Rating: Soft 6, Weather: Overcast, Rail Position: True



Section Field Times

Position	#	Horse/Jockey	Barrier	Top Speed [km/h]	Fastest Section	First 400m	L400 0:24.68 (0:12.22)	L200 0:12.45 (0:12.45)	Margin					Distance Travelled From Winner [m]
1	7	FIASCO TESS	5	64.8	0:11.27	0:25.90	0:24.34 [4]	0:12.31 [3]	1:34.74					
		Jacob Opperman		1400-1200	1400-1200		(0:12.03)	(0:12.31)						
2	6	TOSEN WATER	11	66.6	0:10.92	0:25.13	0:25.01 [1]	0:12.79 [1]	2.01L					+0
		Teagan Voorham		1400-1200	1400-1200		(0:12.22)	(0:12.79)						
3	3	BRAVE STAR	10	65.4	0:11.19	0:25.53	0:24.77 [3]	0:12.59 [4]	2.41L					+8
		Caitlin Jones		1400-1200	1400-1200		(0:12.18)	(0:12.59)						
4	8	WILLYBEAFCTOR	1	65.8	0:11.07	0:25.38	0:24.97 [2]	0:12.78 [2]	2.81L					-1
		Stacey Metcalfe		1400-1200	1400-1200		(0:12.19)	(0:12.78)						
5	13	FLAMBARD	8	65.8	0:11.22	0:25.81	0:24.82 [6]	0:12.63 [5]	3.83L					+4
		Justin Potter		1400-1200	1400-1200		(0:12.19)	(0:12.63)						
6	10	THE MANSMAN	4	64.3	0:11.40	0:26.33	0:24.64 [7]	0:12.61 [6]	3.87L					-1
		Lachlan Neindorf		1400-1200	1400-1200		(0:12.03)	(0:12.61)						
7	4	TAHNEE TREASURE	6	64.5	0:11.43	0:26.05	0:24.82 [9]	0:12.58 [9]	6.93L					+4
		Rochelle Milnes		1400-1200	1400-1200		(0:12.24)	(0:12.57)						
8	2	SURPRISE COMING	9	64.4	0:11.46	0:26.47	0:24.59 [11]	0:12.44 [11]	7.04L					+13
		Matthew Chadwick		1400-1200	1400-1200		(0:12.15)	(0:12.44)						
9	1	FARHH FLUNG	7	64.9	0:11.33	0:26.28	0:25.07 [8]	0:12.86 [7]	7.87L					+5
		Liam Riordan		1400-1200	1400-1200		(0:12.21)	(0:12.86)						
10	14	RUBINI	2	64.8	0:11.31	0:26.57	0:24.92 [10]	0:12.79 [10]	8.71L					+0
		Felicity Atkinson		1400-1200	1400-1200		(0:12.13)	(0:12.79)						

Scratched: Queen Beira (#11)

Report Created: Sat 28 June 2025 16:40:35 GMT+10 (Note: Timing is based on positional data)

Page 3/17

[] Position in running at each section and finish
-:-:- No data available at this section
NA No data available
■ Background shading for fastest section

Saddle cloth number
DNF Did not finish
DNT Did not track



Morphettville Parks-Professional-2025-06-28

Race 8: PFD Food Services Handicap - 1550m

28 June 2025 - 3:50PM

Track Rating: Soft 6, Weather: Overcast, Rail Position: True



Section Field Times

Section								L400	L200						
Field Times								0:24.68	0:12.45						
								(0:12.22)	(0:12.45)						
Position	#	Horse/Jockey	Barrier	Top Speed [km/h]	Fastest Section	First 400m	Margin								Distance Travelled From Winner [m]
11	12	STRATUM PRIDE	3	64.3	0:11.36	0:26.61	0:24.97 [12]	0:12.82 [12]	9.56L					+5	
		Ben Price		1400-1200	1400-1200		(0:12.15)	(0:12.82)							
12	5	CRUZ MISSILE	13	64.8	0:11.37	0:26.28	0:25.23 [13]	0:12.80 [13]	11.43L					+9	
		Caitlin Tootell		1400-1200	1400-1200		(0:12.43)	(0:12.80)							
13	9	TAPINFORPAR	12	67.2	0:10.97	0:25.09	0:27.02 [5]	0:14.22 [8]	16.55L					+6	
		Sheridan Clarke		1200-1000	1400-1200		(0:12.80)	(0:14.22)							

Scratched: Queen Beira (#11)

Horse/Jockey Name	FIASCO TESS/Jacob Opperman
Finish Rank	1
Fastest Section Time (Section)	0:11.27 (L1400)
Top Speed [km/h] (Section)	64.8 (L1400)
Race State	Finished



Morphettville Parks-Professional-2025-06-28

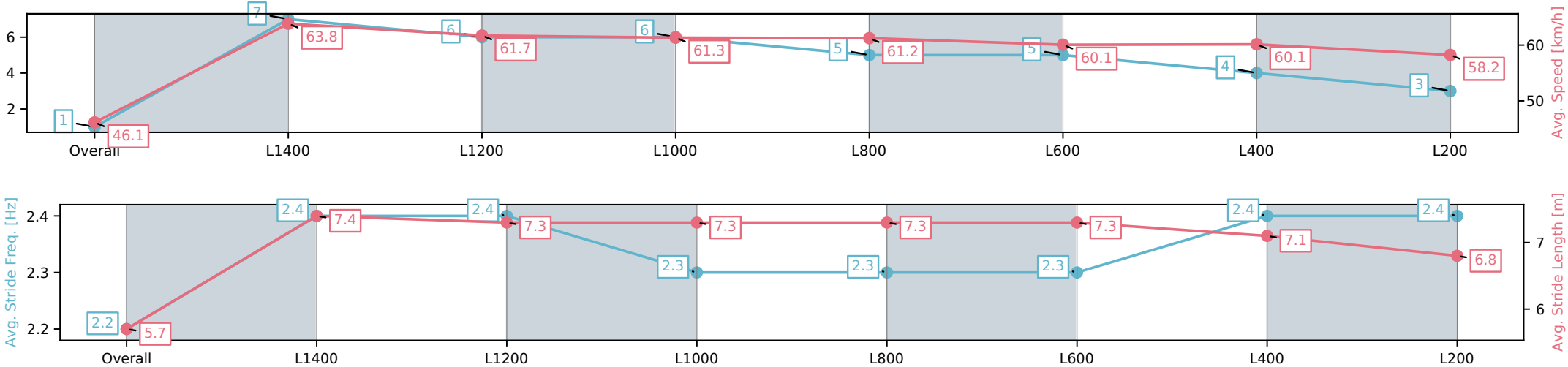
Race 8: PFD Food Services Handicap - 1550m

28 June 2025 - 3:50PM

Track Rating: Soft 6, Weather: Overcast, Rail Position: True



Section	Overall	L1400	L1200	L1000	L800	L600	L400	L200
Section Times	1:34.74[1] (0:11.72)	1:23.02[7] (0:11.27)	1:11.75[6] (0:11.75)	1:00.00[6] (0:11.76)	0:48.24[5] (0:11.79)	0:36.45[5] (0:12.11)	0:24.34[4] (0:12.03)	0:12.31[3] (0:12.31)
Average Speed [km/h]	46.1	63.8	61.7	61.3	61.2	60.1	60.1	58.2
Top Speed [km/h]	62.7	64.8	62.9	62.0	62.7	60.7	61.8	59.9
Avg. Dist. to Rail [m]	4.1	0.5	0.9	2.1	1.4	1.9	3.3	5.0
Avg. Stride Freq. [Hz]	2.2	2.4	2.4	2.3	2.3	2.3	2.4	2.4
Avg. Stride Length [m]	5.7	7.4	7.3	7.3	7.3	7.3	7.1	6.8



[] Ranking at each section and finish
-:-:- No data available at this section
NA No data available

Horse/Jockey Name	TOSEN WATER/Teagan Voorham
Finish Rank	2
Fastest Section Time (Section)	0:10.92 (L1400)
Top Speed [km/h] (Section)	66.6 (L1400)
Race State	Finished



Morphettville Parks-Professional-2025-06-28

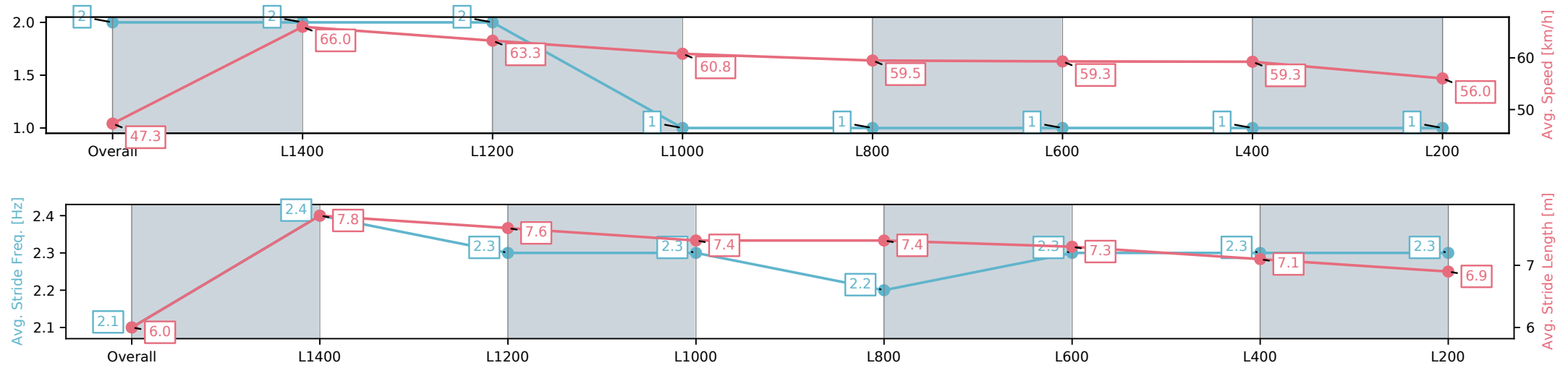
Race 8: PFD Food Services Handicap - 1550m

28 June 2025 - 3:50PM

Track Rating: Soft 6, Weather: Overcast, Rail Position: True



Section	Overall	L1400	L1200	L1000	L800	L600	L400	L200
Section Times	1:35.07[2] (0:11.43)	1:23.64[2] (0:10.92)	1:12.72[2] (0:11.49)	1:01.23[1] (0:11.86)	0:49.37[1] (0:12.15)	0:37.22[1] (0:12.21)	0:25.01[1] (0:12.22)	0:12.79[1] (0:12.79)
Average Speed [km/h]	47.3	66.0	63.3	60.8	59.5	59.3	59.3	56.0
Top Speed [km/h]	64.9	66.6	65.6	61.7	60.1	59.8	60.4	57.8
Avg. Dist. to Rail [m]	8.5	2.5	1.8	2.1	1.6	1.4	2.8	4.3
Avg. Stride Freq. [Hz]	2.1	2.4	2.3	2.3	2.2	2.3	2.3	2.3
Avg. Stride Length [m]	6.0	7.8	7.6	7.4	7.4	7.3	7.1	6.9



[] Ranking at each section and finish
-:-:- No data available at this section
NA No data available

Horse/Jockey Name	Brave Star/Caitlin Jones
Finish Rank	3
Fastest Section Time (Section)	0:11.19 (L1400)
Top Speed [km/h] (Section)	65.4 (L1400)
Race State	Finished



Morphettville Parks-Professional-2025-06-28

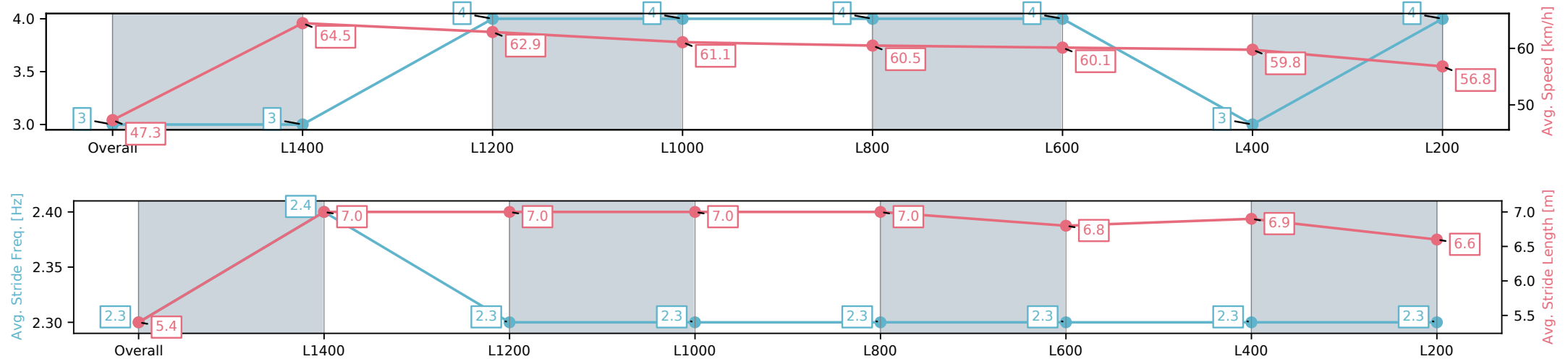
Race 8: PFD Food Services Handicap - 1550m

28 June 2025 - 3:50PM

Track Rating: Soft 6, Weather: Overcast, Rail Position: True



Section	Overall	L1400	L1200	L1000	L800	L600	L400	L200
Section Times	1:35.13[3] (0:11.44)	1:23.69[3] (0:11.19)	1:12.50[4] (0:11.70)	1:00.80[4] (0:11.84)	0:48.96[4] (0:12.00)	0:36.96[4] (0:12.19)	0:24.77[3] (0:12.18)	0:12.59[4] (0:12.59)
Average Speed [km/h]	47.3	64.5	62.9	61.1	60.5	60.1	59.8	56.8
Top Speed [km/h]	63.1	65.4	63.9	61.7	61.0	60.9	60.4	58.4
Avg. Dist. to Rail [m]	7.6	2.6	3.9	5.2	3.2	3.2	6.7	9.7
Avg. Stride Freq. [Hz]	2.3	2.4	2.3	2.3	2.3	2.3	2.3	2.3
Avg. Stride Length [m]	5.4	7.0	7.0	7.0	7.0	6.8	6.9	6.6



[] Ranking at each section and finish
-:-:- No data available at this section
NA No data available

Horse/Jockey Name	WILLYBEAFCTOR/Stacey Metcalfe
Finish Rank	4
Fastest Section Time (Section)	0:11.07 (L1400)
Top Speed [km/h] (Section)	65.8 (L1400)
Race State	Finished



Morphettville Parks-Professional-2025-06-28

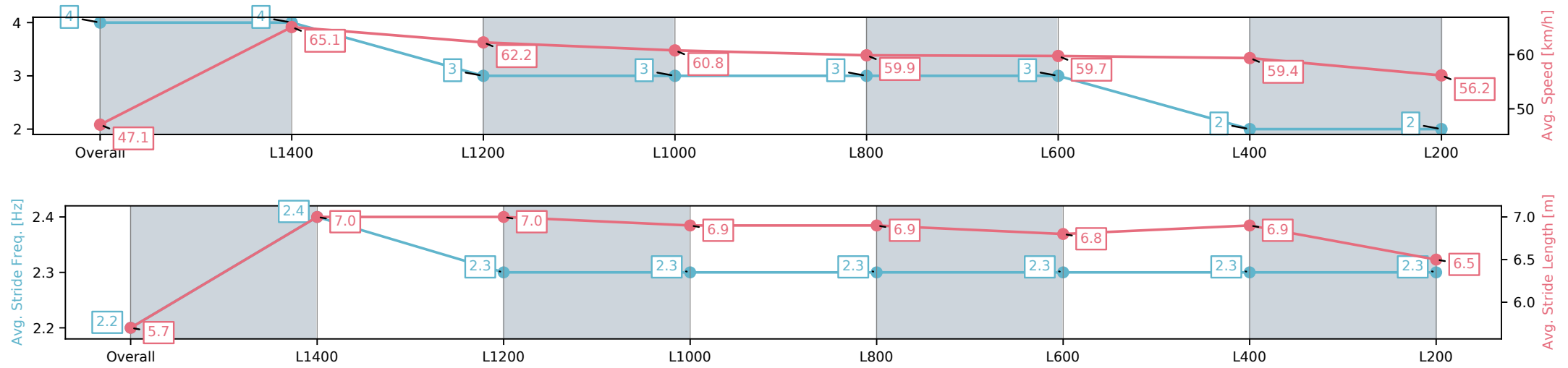
Race 8: PFD Food Services Handicap - 1550m

28 June 2025 - 3:50PM

Track Rating: Soft 6, Weather: Overcast, Rail Position: True



Section	Overall	L1400	L1200	L1000	L800	L600	L400	L200
Section Times	1:35.20[4] (0:11.46)	1:23.74[4] (0:11.07)	1:12.67[3] (0:11.60)	1:01.07[3] (0:11.88)	0:49.19[3] (0:12.06)	0:37.13[3] (0:12.16)	0:24.97[2] (0:12.19)	0:12.78[2] (0:12.78)
Average Speed [km/h]	47.1	65.1	62.2	60.8	59.9	59.7	59.4	56.2
Top Speed [km/h]	63.5	65.8	63.8	61.2	60.4	60.5	60.3	58.4
Avg. Dist. to Rail [m]	2.2	1.3	0.7	1.2	0.7	1.7	3.9	6.1
Avg. Stride Freq. [Hz]	2.2	2.4	2.3	2.3	2.3	2.3	2.3	2.3
Avg. Stride Length [m]	5.7	7.0	7.0	6.9	6.9	6.8	6.9	6.5



[] Ranking at each section and finish
-:-:- No data available at this section
NA No data available

Horse/Jockey Name	FLAMBARD/Justin Potter
Finish Rank	5
Fastest Section Time (Section)	0:11.22 (L1400)
Top Speed [km/h] (Section)	65.8 (L1400)
Race State	Finished



Morphettville Parks-Professional-2025-06-28

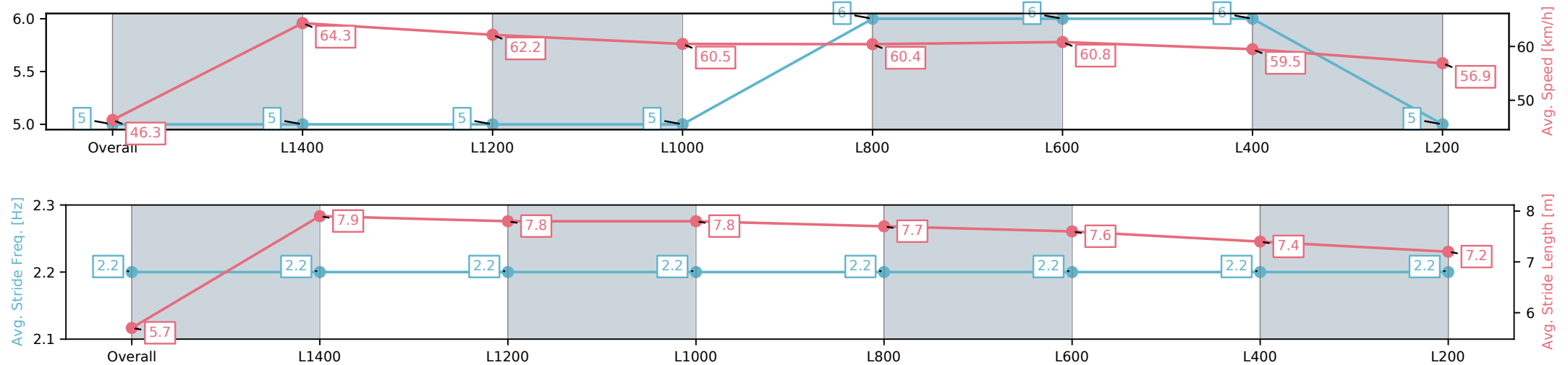
Race 8: PFD Food Services Handicap - 1550m

28 June 2025 - 3:50PM

Track Rating: Soft 6, Weather: Overcast, Rail Position: True



Section	Overall	L1400	L1200	L1000	L800	L600	L400	L200
Section Times	1:35.36[5] (0:11.66)	1:23.70[5] (0:11.22)	1:12.48[5] (0:11.74)	1:00.74[5] (0:11.95)	0:48.79[6] (0:11.98)	0:36.81[6] (0:11.99)	0:24.82[6] (0:12.19)	0:12.63[5] (0:12.63)
Average Speed [km/h]	46.3	64.3	62.2	60.5	60.4	60.8	59.5	56.9
Top Speed [km/h]	63.7	65.8	63.1	61.6	61.7	61.6	61.1	58.2
Avg. Dist. to Rail [m]	6.7	3.0	2.5	3.0	2.2	2.4	5.3	5.9
Avg. Stride Freq. [Hz]	2.2	2.2	2.2	2.2	2.2	2.2	2.2	2.2
Avg. Stride Length [m]	5.7	7.9	7.8	7.8	7.7	7.6	7.4	7.2



[] Ranking at each section and finish
-:-:- No data available at this section
NA No data available

Horse/Jockey Name	THE MANSMAN/Lachlan Neindorf
Finish Rank	6
Fastest Section Time (Section)	0:11.40 (L1400)
Top Speed [km/h] (Section)	64.3 (L1400)
Race State	Finished



Morphettville Parks-Professional-2025-06-28

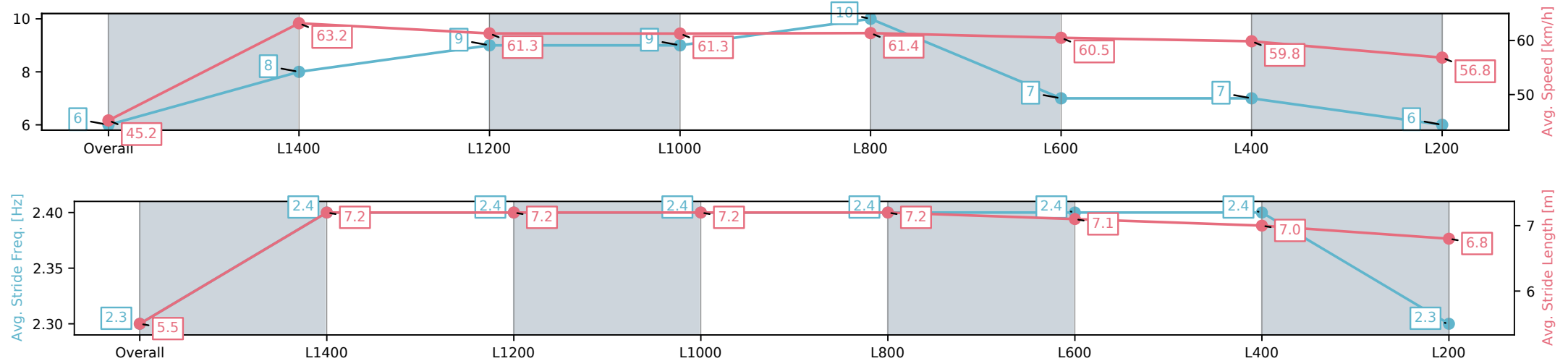
Race 8: PFD Food Services Handicap - 1550m

28 June 2025 - 3:50PM

Track Rating: Soft 6, Weather: Overcast, Rail Position: True



Section	Overall	L1400	L1200	L1000	L800	L600	L400	L200
Section Times	1:35.37[6] (0:11.95)	1:23.42[8] (0:11.40)	1:12.02[9] (0:11.83)	1:00.19[9] (0:11.78)	0:48.41[10] (0:11.79)	0:36.62[7] (0:11.98)	0:24.64[7] (0:12.03)	0:12.61[6] (0:12.61)
Average Speed [km/h]	45.2	63.2	61.3	61.3	61.4	60.5	59.8	56.8
Top Speed [km/h]	62.2	64.3	61.7	62.0	62.5	61.5	60.9	59.1
Avg. Dist. to Rail [m]	3.4	1.9	1.3	2.7	1.8	1.0	1.1	2.5
Avg. Stride Freq. [Hz]	2.3	2.4	2.4	2.4	2.4	2.4	2.4	2.3
Avg. Stride Length [m]	5.5	7.2	7.2	7.2	7.2	7.1	7.0	6.8



[] Ranking at each section and finish
-:-:- No data available at this section
NA No data available

Horse/Jockey Name	TAHNEE TREASURE/Rochelle Milnes
Finish Rank	7
Fastest Section Time (Section)	0:11.43 (L1400)
Top Speed [km/h] (Section)	64.5 (L1400)
Race State	Finished



Morphettville Parks-Professional-2025-06-28

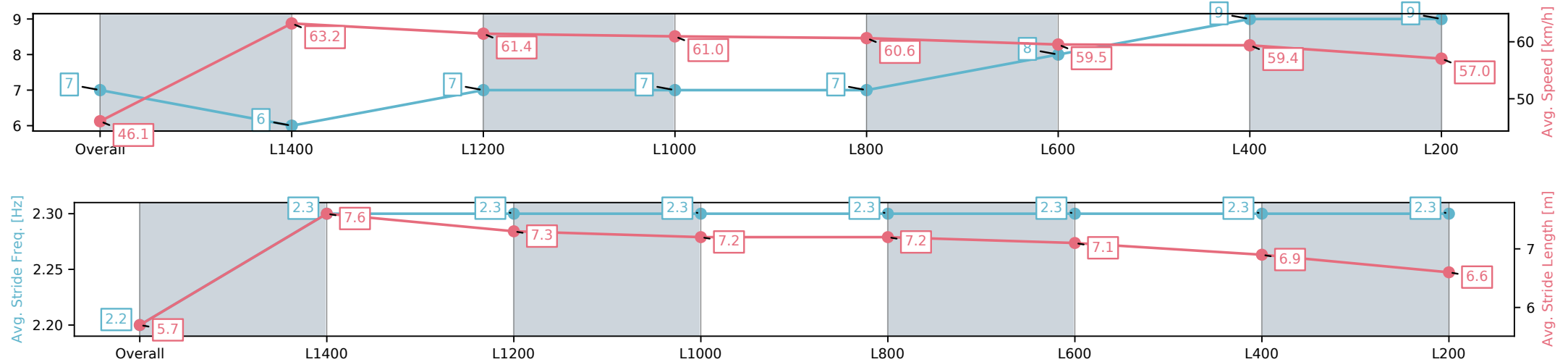
Race 8: PFD Food Services Handicap - 1550m

28 June 2025 - 3:50PM

Track Rating: Soft 6, Weather: Overcast, Rail Position: True



Section	Overall	L1400	L1200	L1000	L800	L600	L400	L200
Section Times	1:35.87[7] (0:11.71)	1:24.16[6] (0:11.43)	1:12.73[7] (0:11.86)	1:00.87[7] (0:11.83)	0:49.04[7] (0:11.94)	0:37.10[8] (0:12.28)	0:24.82[9] (0:12.24)	0:12.58[9] (0:12.57)
Average Speed [km/h]	46.1	63.2	61.4	61.0	60.6	59.5	59.4	57.0
Top Speed [km/h]	62.1	64.5	62.4	61.8	61.4	60.0	60.2	58.4
Avg. Dist. to Rail [m]	5.1	2.2	2.1	3.0	2.4	2.7	6.3	8.8
Avg. Stride Freq. [Hz]	2.2	2.3	2.3	2.3	2.3	2.3	2.3	2.3
Avg. Stride Length [m]	5.7	7.6	7.3	7.2	7.2	7.1	6.9	6.6



[] Ranking at each section and finish
-:-:- No data available at this section
NA No data available

Horse/Jockey Name	SURPRISE COMING/Matthew Chadwick
Finish Rank	8
Fastest Section Time (Section)	0:11.46 (L1400)
Top Speed [km/h] (Section)	64.4 (L1400)
Race State	Finished



Morphettville Parks-Professional-2025-06-28

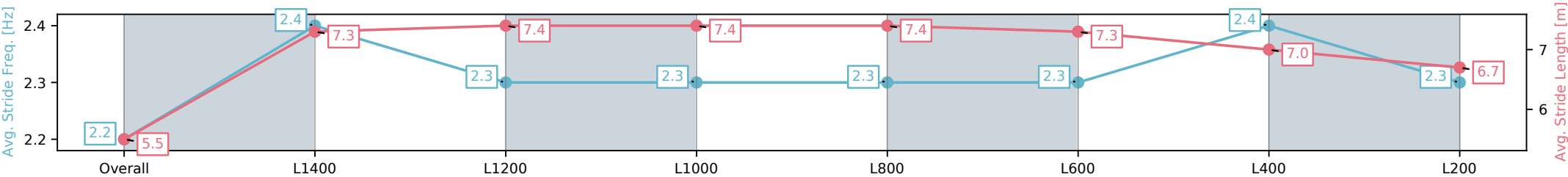
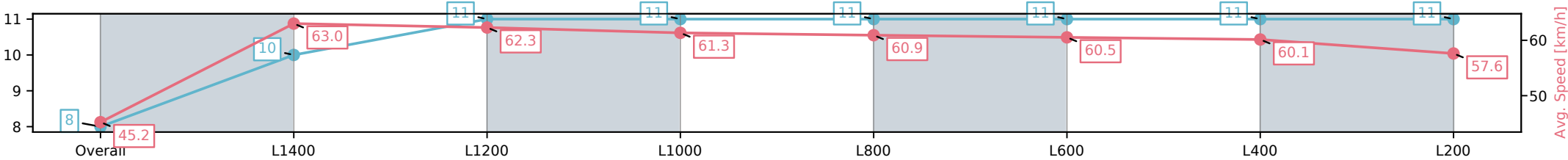
Race 8: PFD Food Services Handicap - 1550m

28 June 2025 - 3:50PM

Track Rating: Soft 6, Weather: Overcast, Rail Position: True



Section	Overall	L1400	L1200	L1000	L800	L600	L400	L200
Section Times	1:35.89[8] (0:11.98)	1:23.91[10] (0:11.46)	1:12.45[11] (0:11.86)	1:00.59[11] (0:11.78)	0:48.81[11] (0:11.97)	0:36.84[11] (0:12.25)	0:24.59[11] (0:12.15)	0:12.44[11] (0:12.44)
Average Speed [km/h]	45.2	63.0	62.3	61.3	60.9	60.5	60.1	57.6
Top Speed [km/h]	62.4	64.4	62.7	62.1	61.7	61.5	61.5	60.3
Avg. Dist. to Rail [m]	7.4	3.9	4.4	5.7	4.7	5.2	8.8	12.6
Avg. Stride Freq. [Hz]	2.2	2.4	2.3	2.3	2.3	2.3	2.4	2.3
Avg. Stride Length [m]	5.5	7.3	7.4	7.4	7.4	7.3	7.0	6.7



[] Ranking at each section and finish
-:-:- No data available at this section
NA No data available

Horse/Jockey Name	FARHH FLUNG/Liam Riordan
Finish Rank	9
Fastest Section Time (Section)	0:11.33 (L1400)
Top Speed [km/h] (Section)	64.9 (L1400)
Race State	Finished



Morphettville Parks-Professional-2025-06-28

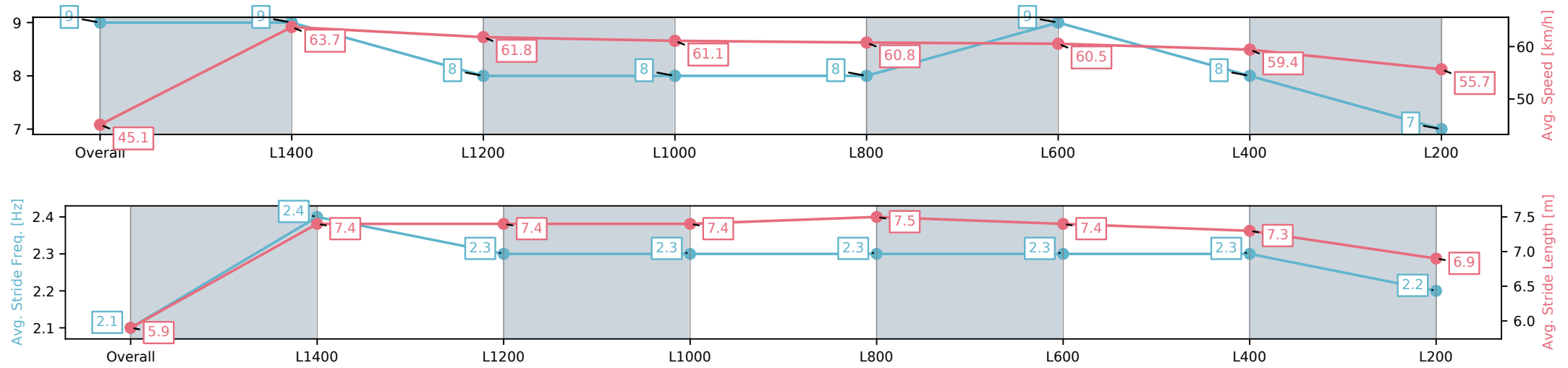
Race 8: PFD Food Services Handicap - 1550m

28 June 2025 - 3:50PM

Track Rating: Soft 6, Weather: Overcast, Rail Position: True



Section	Overall	L1400	L1200	L1000	L800	L600	L400	L200
Section Times	1:36.02[9] (0:11.97)	1:24.05[9] (0:11.33)	1:12.72[8] (0:11.84)	1:00.88[8] (0:11.82)	0:49.06[8] (0:11.95)	0:37.11[9] (0:12.04)	0:25.07[8] (0:12.21)	0:12.86[7] (0:12.86)
Average Speed [km/h]	45.1	63.7	61.8	61.1	60.8	60.5	59.4	55.7
Top Speed [km/h]	62.6	64.9	62.4	62.2	61.5	61.2	60.8	58.4
Avg. Dist. to Rail [m]	5.2	2.9	2.9	3.7	2.9	2.4	4.8	7.1
Avg. Stride Freq. [Hz]	2.1	2.4	2.3	2.3	2.3	2.3	2.3	2.2
Avg. Stride Length [m]	5.9	7.4	7.4	7.4	7.5	7.4	7.3	6.9



[] Ranking at each section and finish
-:-:- No data available at this section
NA No data available

Horse/Jockey Name	RUBINI/Felicity Atkinson
Finish Rank	10
Fastest Section Time (Section)	0:11.31 (L1400)
Top Speed [km/h] (Section)	64.8 (L1400)
Race State	Finished



Morphettville Parks-Professional-2025-06-28

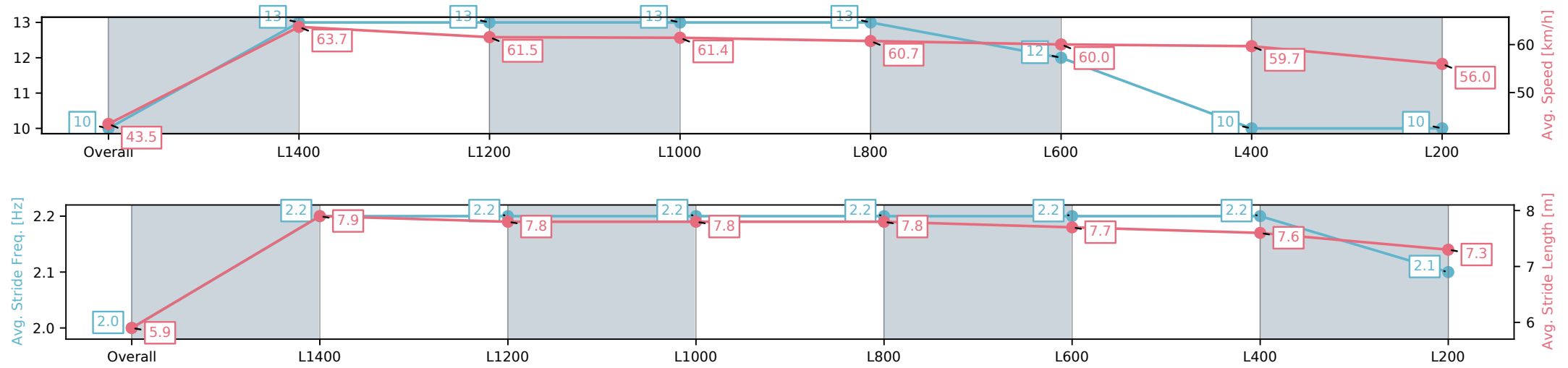
Race 8: PFD Food Services Handicap - 1550m

28 June 2025 - 3:50PM

Track Rating: Soft 6, Weather: Overcast, Rail Position: True



Section	Overall	L1400	L1200	L1000	L800	L600	L400	L200
Section Times	1:36.16[10] (0:12.40)	1:23.76[13] (0:11.31)	1:12.45[13] (0:11.82)	1:00.63[13] (0:11.75)	0:48.88[13] (0:11.88)	0:37.00[12] (0:12.08)	0:24.92[10] (0:12.13)	0:12.79[10] (0:12.79)
Average Speed [km/h]	43.5	63.7	61.5	61.4	60.7	60.0	59.7	56.0
Top Speed [km/h]	61.4	64.8	63.2	62.1	62.0	60.6	60.6	57.8
Avg. Dist. to Rail [m]	1.4	0.2	1.6	3.4	1.7	1.3	2.5	3.5
Avg. Stride Freq. [Hz]	2.0	2.2	2.2	2.2	2.2	2.2	2.2	2.1
Avg. Stride Length [m]	5.9	7.9	7.8	7.8	7.8	7.7	7.6	7.3



[] Ranking at each section and finish
-:-:- No data available at this section
NA No data available

Horse/Jockey Name	STRATUM PRIDE/Ben Price
Finish Rank	11
Fastest Section Time (Section)	0:11.36 (L1400)
Top Speed [km/h] (Section)	64.3 (L1400)
Race State	Finished



Morphettville Parks-Professional-2025-06-28

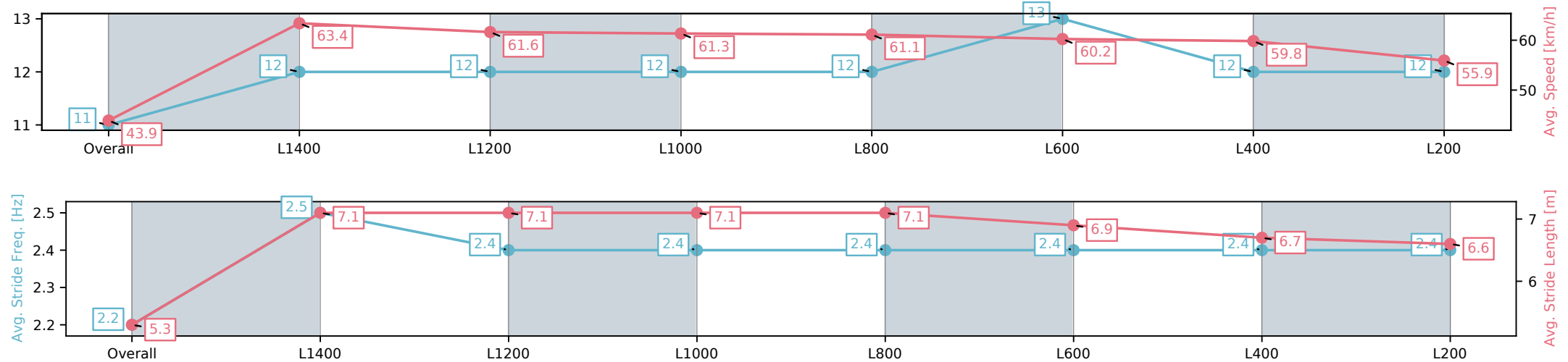
Race 8: PFD Food Services Handicap - 1550m

28 June 2025 - 3:50PM

Track Rating: Soft 6, Weather: Overcast, Rail Position: True



Section	Overall	L1400	L1200	L1000	L800	L600	L400	L200
Section Times	1:36.30[11] (0:12.32)	1:23.98[12] (0:11.36)	1:12.62[12] (0:11.81)	1:00.81[12] (0:11.79)	0:49.02[12] (0:11.91)	0:37.11[13] (0:12.14)	0:24.97[12] (0:12.15)	0:12.82[12] (0:12.82)
Average Speed [km/h]	43.9	63.4	61.6	61.3	61.1	60.2	59.8	55.9
Top Speed [km/h]	61.6	64.3	63.2	62.2	62.4	61.7	64.2	58.6
Avg. Dist. to Rail [m]	2.6	1.6	1.8	4.2	3.4	3.1	6.0	7.9
Avg. Stride Freq. [Hz]	2.2	2.5	2.4	2.4	2.4	2.4	2.4	2.4
Avg. Stride Length [m]	5.3	7.1	7.1	7.1	7.1	6.9	6.7	6.6



[] Ranking at each section and finish
-:-:- No data available at this section
NA No data available

Horse/Jockey Name	CRUZ MISSILE/Caitlin Tootell
Finish Rank	12
Fastest Section Time (Section)	0:11.37 (L1400)
Top Speed [km/h] (Section)	64.8 (L1400)
Race State	Finished



Morphettville Parks-Professional-2025-06-28

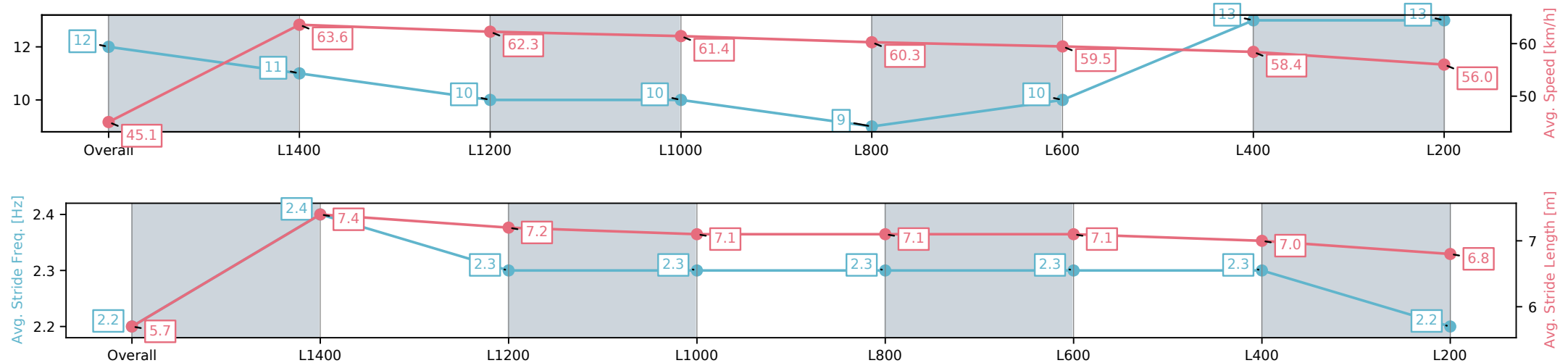
Race 8: PFD Food Services Handicap - 1550m

28 June 2025 - 3:50PM

Track Rating: Soft 6, Weather: Overcast, Rail Position: True



Section	Overall	L1400	L1200	L1000	L800	L600	L400	L200
Section Times	1:36.60[12] (0:11.98)	1:24.62[11] (0:11.37)	1:13.25[10] (0:11.84)	1:01.41[10] (0:11.77)	0:49.64[9] (0:12.05)	0:37.59[10] (0:12.36)	0:25.23[13] (0:12.43)	0:12.80[13] (0:12.80)
Average Speed [km/h]	45.1	63.6	62.3	61.4	60.3	59.5	58.4	56.0
Top Speed [km/h]	61.6	64.8	63.5	62.5	61.2	59.9	59.8	57.5
Avg. Dist. to Rail [m]	11.2	5.3	4.2	4.0	3.3	3.6	5.6	6.5
Avg. Stride Freq. [Hz]	2.2	2.4	2.3	2.3	2.3	2.3	2.3	2.2
Avg. Stride Length [m]	5.7	7.4	7.2	7.1	7.1	7.1	7.0	6.8



[] Ranking at each section and finish
-:-:- No data available at this section
NA No data available

Horse/Jockey Name	TAPINFORPAR/Sheridan Clarke
Finish Rank	13
Fastest Section Time (Section)	0:10.97 (L1400)
Top Speed [km/h] (Section)	67.2 (L1200)
Race State	Finished



Morphettville Parks-Professional-2025-06-28

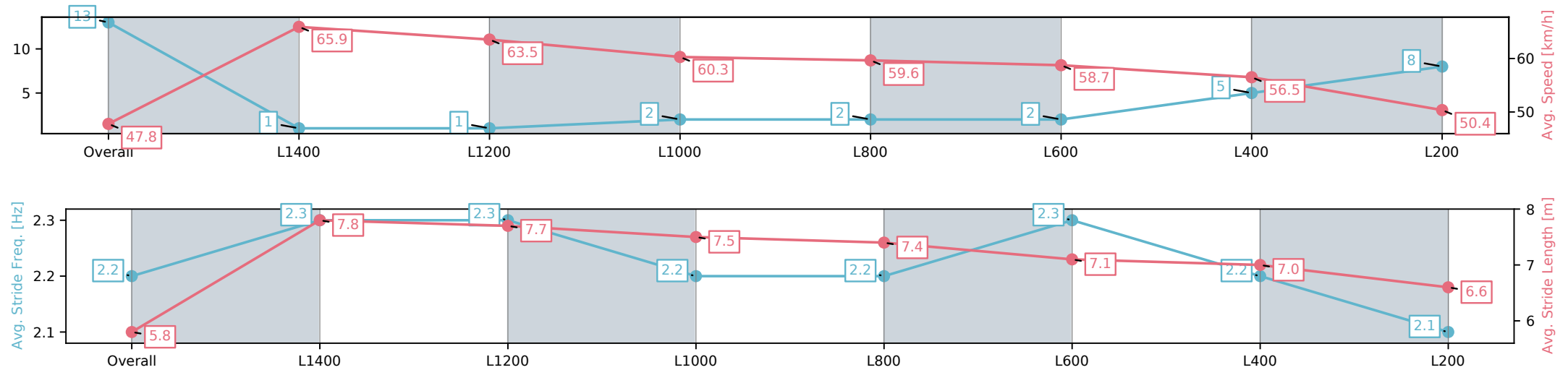
Race 8: PFD Food Services Handicap - 1550m

28 June 2025 - 3:50PM

Track Rating: Soft 6, Weather: Overcast, Rail Position: True



Section	Overall	L1400	L1200	L1000	L800	L600	L400	L200
Section Times	1:37.44[13] (0:11.31)	1:26.13[1] (0:10.97)	1:15.16[1] (0:11.63)	1:03.53[2] (0:11.98)	0:51.55[2] (0:12.13)	0:39.42[2] (0:12.40)	0:27.02[5] (0:12.80)	0:14.22[8] (0:14.22)
Average Speed [km/h]	47.8	65.9	63.5	60.3	59.6	58.7	56.5	50.4
Top Speed [km/h]	64.9	67.1	67.2	60.8	60.1	59.3	57.9	55.5
Avg. Dist. to Rail [m]	10.2	4.5	4.1	4.1	2.6	2.0	3.3	4.8
Avg. Stride Freq. [Hz]	2.2	2.3	2.3	2.2	2.2	2.3	2.2	2.1
Avg. Stride Length [m]	5.8	7.8	7.7	7.5	7.4	7.1	7.0	6.6



[] Ranking at each section and finish
-:-:- No data available at this section
NA No data available