



Morphettville Parks-Professional-2025-06-28
Race 5: Sportsbet David Peacock Oaklands Plate - 1400m
28 June 2025 - 1:58PM

Track Rating: Soft 6, Weather: Overcast, Rail Position: True



**Section
Field Times**

Overall 1:25.25 (0:13.72)
L1200 1:11.53 (0:11.02)
L1000 1:00.51 (0:11.59)
L800 0:48.92 (0:11.86)
L600 0:37.06 (0:12.25)
L400 0:24.81 (0:12.05)

Position	#	Horse/Jockey	Barrier	Top Speed [km/h]	Fastest Section	First 400m								Distance Travelled From Winner [m]
1	1	MATAHGA	9	64.8	0:11.56	0:25.64	1:25.25	1:11.17 [9]	0:59.61 [11]	0:47.86 [11]	0:36.14 [11]	0:24.37 [8]		
		Jacob Opperman		1400-1200	1200-1000		(0:14.08)	(0:11.56)	(0:11.75)	(0:11.72)	(0:11.77)	(0:11.95)		
2	6	ETHEREUM GIRL	3	64.7	0:11.23	0:25.05	1:25.30	1:11.48 [4]	1:00.25 [4]	0:48.72 [3]	0:36.86 [3]	0:24.87 [1]		-3
		Rochelle Milnes		1400-1200	1200-1000		(0:13.82)	(0:11.23)	(0:11.53)	(0:11.86)	(0:11.99)	(0:12.05)		
3	12	KAZARU	2	63.8	0:11.37	0:25.28	1:25.44	1:11.53 [6]	1:00.16 [6]	0:48.54 [5]	0:36.83 [5]	0:24.83 [5]		+2
		Lachlan Neindorf		1400-1200	1200-1000		(0:13.91)	(0:11.37)	(0:11.62)	(0:11.71)	(0:12.00)	(0:12.19)		
4	3	MOSTLY FOR SHOW	8	64.4	0:11.36	0:25.55	1:25.72	1:11.53 [11]	1:00.17 [10]	0:48.56 [9]	0:37.04 [7]	0:25.09 [6]		+5
		Jake Toeroek		1200-1000	1200-1000		(0:14.19)	(0:11.36)	(0:11.61)	(0:11.52)	(0:11.95)	(0:12.19)		
5	8	MISS ELLANEOUS	10	64.5	0:11.34	0:25.20	1:25.98	1:12.12 [5]	1:00.78 [5]	0:49.03 [6]	0:37.50 [4]	0:25.51 [2]		+5
		Liam Riordan		1000-800	1200-1000		(0:13.86)	(0:11.34)	(0:11.75)	(0:11.53)	(0:11.99)	(0:12.19)		
6	9	SYNTHESISE	12	64.4	0:11.64	0:26.00	1:26.06	1:11.71 [12]	1:00.06 [12]	0:48.42 [12]	0:36.74 [12]	0:24.90 [11]		+2
		Jessica Tzaferis		1200-1000	1000-800		(0:14.35)	(0:11.65)	(0:11.64)	(0:11.68)	(0:11.84)	(0:12.10)		
7	11	SICILIAN PRINCESS	1	63.9	0:11.48	0:25.42	1:26.10	1:12.16 [7]	1:00.68 [8]	0:49.09 [7]	0:37.45 [6]	0:25.35 [7]		-4
		Teagan Voorham		1400-1200	1200-1000		(0:13.94)	(0:11.48)	(0:11.59)	(0:11.64)	(0:12.10)	(0:12.43)		
8	4	GOLD TOPAZ	11	65.7	0:11.34	0:25.36	1:26.21	1:12.19 [8]	1:00.85 [7]	0:49.06 [8]	0:37.33 [9]	0:25.31 [9]		+7
		Justin Potter		1400-1200	1200-1000		(0:14.02)	(0:11.34)	(0:11.79)	(0:11.73)	(0:12.02)	(0:12.25)		
9	2	TESTING ONE TWO	6	64.2	0:11.34	0:25.53	1:26.21	1:12.02 [10]	1:00.68 [9]	0:49.03 [10]	0:37.32 [10]	0:25.30 [10]		-1
		Todd Pannell		1400-1200	1200-1000		(0:14.19)	(0:11.34)	(0:11.65)	(0:11.71)	(0:12.02)	(0:12.27)		
10	14	TIPTOP TORI	13	64.2	0:11.56	0:26.01	1:26.29	1:11.85 [13]	1:00.28 [13]	0:48.61 [13]	0:36.72 [13]	0:24.82 [13]		+5
		Linda Meech		1400-1200	1200-1000		(0:14.44)	(0:11.56)	(0:11.67)	(0:11.89)	(0:11.90)	(0:12.12)		

Scratched: Wicked Storm (#7)

Report Created: Sat 28 June 2025 14:51:37 GMT+10 (Note: Timing is based on positional data)

Page 1/17

[] Position in running at each section and finish
-:-:- No data available at this section
NA No data available
█ Background shading for fastest section

Saddle cloth number
DNF Did not finish
DNT Did not track



Morphettville Parks-Professional-2025-06-28
Race 5: Sportsbet David Peacock Oaklands Plate - 1400m
28 June 2025 - 1:58PM



Track Rating: Soft 6, Weather: Overcast, Rail Position: True

Section Field Times							Overall	L1200	L1000	L800	L600	L400			
							1:25.25 (0:13.72)	1:11.53 (0:11.02)	1:00.51 (0:11.59)	0:48.92 (0:11.86)	0:37.06 (0:12.25)	0:24.81 (0:12.05)			
Position	#	Horse/Jockey	Barrier	Top Speed [km/h]	Fastest Section	First 400m									Distance Travelled From Winner [m]
11	13	PRETTY PERKY	5	66.7	0:10.99	0:24.74	1:27.57	1:13.82 [2]	1:02.83 [1]	0:51.25 [1]	0:39.36 [2]	0:27.01 [4]		-4	
		Jason Holder		1400-1200	1200-1000		(0:13.75)	(0:10.99)	(0:11.57)	(0:11.89)	(0:12.35)	(0:12.79)			
12	10	OAK PARK MADDISON	7	66.4	0:11.02	0:24.74	1:28.48	1:14.76 [1]	1:03.74 [2]	0:52.11 [2]	0:40.30 [1]	0:27.93 [3]		+2	
		Ben Price		1400-1200	1200-1000		(0:13.72)	(0:11.02)	(0:11.63)	(0:11.81)	(0:12.37)	(0:13.14)			
13	5	BORCHARD	4	65.5	0:11.25	0:25.04	1:28.95	1:15.16 [3]	1:03.91 [3]	0:52.17 [4]	0:40.27 [8]	0:27.77 [12]		+1	
		Dylan Caboche		1400-1200	1200-1000		(0:13.79)	(0:11.25)	(0:11.74)	(0:11.90)	(0:12.50)	(0:13.02)			

Scratched: Wicked Storm (#7)



Morphettville Parks-Professional-2025-06-28
Race 5: Sportsbet David Peacock Oaklands Plate - 1400m
28 June 2025 - 1:58PM

Track Rating: Soft 6, Weather: Overcast, Rail Position: True



Section
Field Times

L200
0:12.77
(0:12.77)

Position	#	Horse/Jockey	Barrier	Top Speed [km/h]	Fastest Section	First 400m	Margin	Distance Travelled From Winner [m]					
1	1	MATAHGA	9	64.8	0:11.56	0:25.64	0:12.42 [5]	1:25.25					
		Jacob Opperman		1400-1200	1200-1000		(0:12.42)						
2	6	ETHEREUM GIRL	3	64.7	0:11.23	0:25.05	0:12.82 [1]	0.28L					-3
		Rochelle Milnes		1400-1200	1200-1000		(0:12.82)						
3	12	KAZARU	2	63.8	0:11.37	0:25.28	0:12.64 [3]	1.12L					+2
		Lachlan Neindorf		1400-1200	1200-1000		(0:12.64)						
4	3	MOSTLY FOR SHOW	8	64.4	0:11.36	0:25.55	0:12.90 [4]	2.85L					+5
		Jake Toeroek		1200-1000	1200-1000		(0:12.90)						
5	8	MISS ELLANEOUS	10	64.5	0:11.34	0:25.20	0:13.32 [2]	4.4L					+5
		Liam Riordan		1000-800	1200-1000		(0:13.32)						
6	9	SYNTHESISE	12	64.4	0:11.64	0:26.00	0:12.80 [9]	4.87L					+2
		Jessica Tzaferis		1200-1000	1000-800		(0:12.80)						
7	11	SICILIAN PRINCESS	1	63.9	0:11.48	0:25.42	0:12.92 [8]	5.1L					-4
		Teagan Voorham		1400-1200	1200-1000		(0:12.92)						
8	4	GOLD TOPAZ	11	65.7	0:11.34	0:25.36	0:13.06 [6]	5.79L					+7
		Justin Potter		1400-1200	1200-1000		(0:13.06)						
9	2	TESTING ONE TWO	6	64.2	0:11.34	0:25.53	0:13.03 [7]	5.8L					-1
		Todd Pannell		1400-1200	1200-1000		(0:13.03)						
10	14	TIPTOP TORI	13	64.2	0:11.56	0:26.01	0:12.70 [11]	6.3L					+5
		Linda Meech		1400-1200	1200-1000		(0:12.70)						

Scratched: Wicked Storm (#7)

Report Created: Sat 28 June 2025 14:51:37 GMT+10 (Note: Timing is based on positional data)

Page 3/17

[] Position in running at each section and finish
-:-:- No data available at this section
NA No data available
■ Background shading for fastest section

Saddle cloth number
DNF Did not finish
DNT Did not track



Morphettville Parks-Professional-2025-06-28
Race 5: Sportsbet David Peacock Oaklands Plate - 1400m
28 June 2025 - 1:58PM



Track Rating: Soft 6, Weather: Overcast, Rail Position: True

Section
Field Times

L200
0:12.77
(0:12.77)

Position	#	Horse/Jockey	Barrier	Top Speed [km/h]	Fastest Section	First 400m	Margin	Distance Travelled From Winner [m]						
11	13	PRETTY PERKY	5	66.7	0:10.99	0:24.74	0:14.22 [10]	14.05L						-4
		Jason Holder		1400-1200	1200-1000		(0:14.22)							
12	10	OAK PARK MADDISON	7	66.4	0:11.02	0:24.74	0:14.79 [12]	19.54L						+2
		Ben Price		1400-1200	1200-1000		(0:14.79)							
13	5	BORCHARD	4	65.5	0:11.25	0:25.04	0:14.75 [13]	22.38L						+1
		Dylan Caboche		1400-1200	1200-1000		(0:14.75)							

Scratched: Wicked Storm (#7)

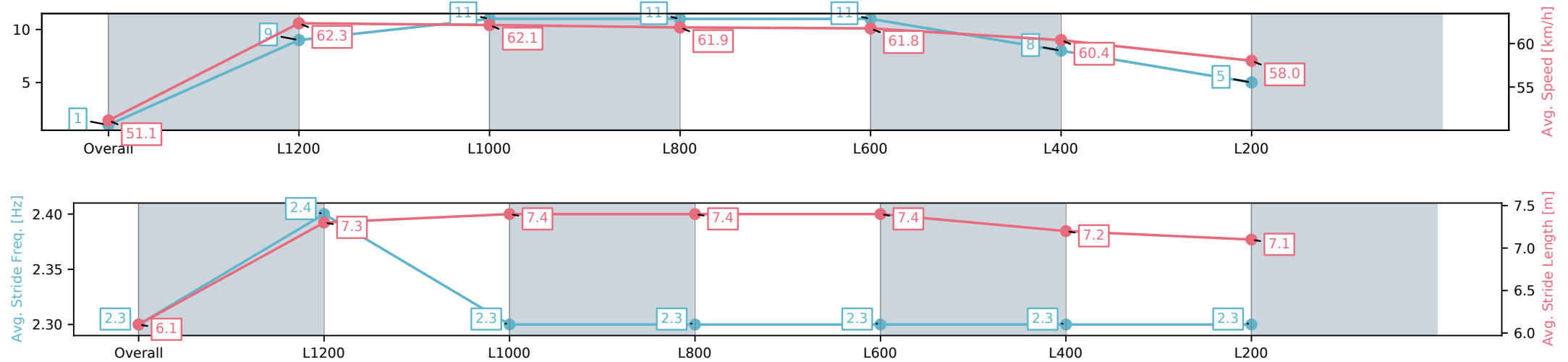
Horse/Jockey Name	MATAHGA/Jacob Opperman
Finish Rank	1
Fastest Section Time (Section)	0:11.56 (L1200)
Top Speed [km/h] (Section)	64.8 (Overall)
Race State	Finished



Morphettville Parks-Professional-2025-06-28
Race 5: Sportsbet David Peacock Oaklands Plate - 1400m
28 June 2025 - 1:58PM
Track Rating: Soft 6, Weather: Overcast, Rail Position: True



Section	Overall	L1200	L1000	L800	L600	L400	L200
Section Times	1:25.25[1] (0:14.08)	1:11.17[9] (0:11.56)	0:59.61[11] (0:11.75)	0:47.86[11] (0:11.72)	0:36.14[11] (0:11.77)	0:24.37[8] (0:11.95)	0:12.42[5] (0:12.42)
Average Speed [km/h]	51.1	62.3	62.1	61.9	61.8	60.4	58.0
Top Speed [km/h]	64.8	64.2	64.3	63.9	63.0	61.8	60.9
Avg. Dist. to Rail [m]	6.9	3.1	2.7	1.9	1.9	3.2	4.2
Avg. Stride Freq. [Hz]	2.3	2.4	2.3	2.3	2.3	2.3	2.3
Avg. Stride Length [m]	6.1	7.3	7.4	7.4	7.4	7.2	7.1



[] Ranking at each section and finish
-:-:- No data available at this section
NA No data available

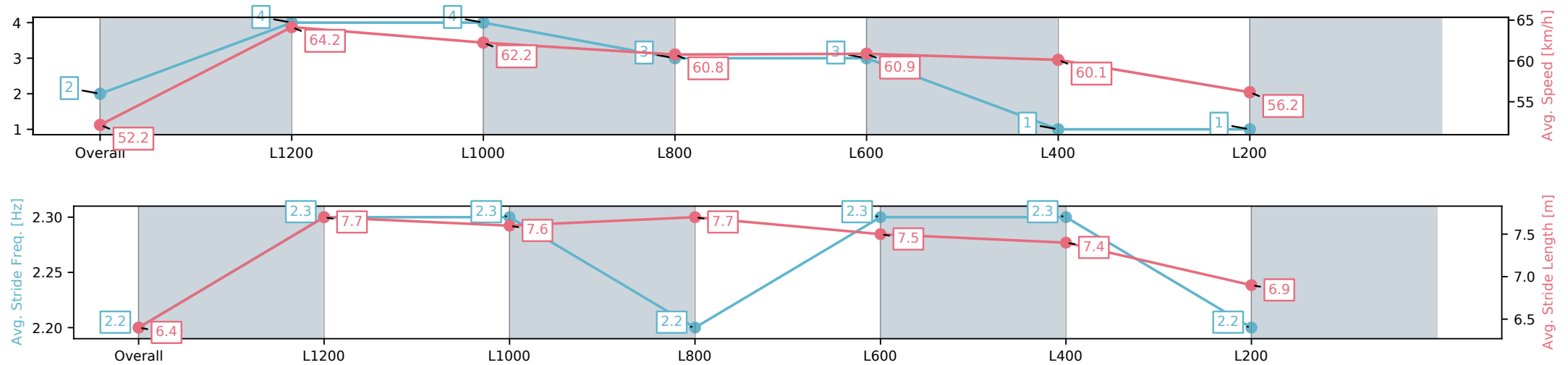
Horse/Jockey Name	ETHEREUM GIRL/Rochelle Milnes
Finish Rank	2
Fastest Section Time (Section)	0:11.23 (L1200)
Top Speed [km/h] (Section)	64.7 (Overall)
Race State	Finished



Morphettville Parks-Professional-2025-06-28
Race 5: Sportsbet David Peacock Oaklands Plate - 1400m
28 June 2025 - 1:58PM
Track Rating: Soft 6, Weather: Overcast, Rail Position: True



Section	Overall	L1200	L1000	L800	L600	L400	L200
Section Times	1:25.30[2] (0:13.82)	1:11.48[4] (0:11.23)	1:00.25[4] (0:11.53)	0:48.72[3] (0:11.86)	0:36.86[3] (0:11.99)	0:24.87[1] (0:12.05)	0:12.82[1] (0:12.82)
Average Speed [km/h]	52.2	64.2	62.2	60.8	60.9	60.1	56.2
Top Speed [km/h]	63.4	64.7	64.4	61.7	61.4	61.3	59.5
Avg. Dist. to Rail [m]	2.3	0.7	0.4	0.3	2.1	3.8	5.3
Avg. Stride Freq. [Hz]	2.2	2.3	2.3	2.2	2.3	2.3	2.2
Avg. Stride Length [m]	6.4	7.7	7.6	7.7	7.5	7.4	6.9



[] Ranking at each section and finish
-:-:- No data available at this section
NA No data available

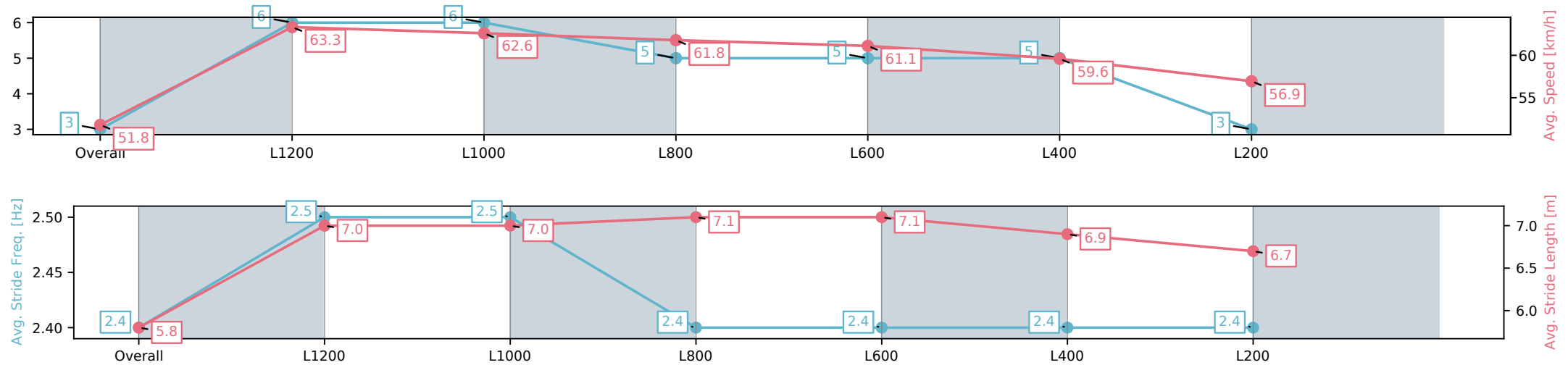
Horse/Jockey Name	KAZARU/Lachlan Neindorf
Finish Rank	3
Fastest Section Time (Section)	0:11.37 (L1200)
Top Speed [km/h] (Section)	63.8 (Overall)
Race State	Finished



Morphettville Parks-Professional-2025-06-28
Race 5: Sportsbet David Peacock Oaklands Plate - 1400m
28 June 2025 - 1:58PM
Track Rating: Soft 6, Weather: Overcast, Rail Position: True



Section	Overall	L1200	L1000	L800	L600	L400	L200
Section Times	1:25.44[3] (0:13.91)	1:11.53[6] (0:11.37)	1:00.16[6] (0:11.62)	0:48.54[5] (0:11.71)	0:36.83[5] (0:12.00)	0:24.83[5] (0:12.19)	0:12.64[3] (0:12.64)
Average Speed [km/h]	51.8	63.3	62.6	61.8	61.1	59.6	56.9
Top Speed [km/h]	63.8	63.8	63.8	62.9	61.7	60.8	59.0
Avg. Dist. to Rail [m]	2.7	2.6	2.0	2.1	3.2	3.5	1.9
Avg. Stride Freq. [Hz]	2.4	2.5	2.5	2.4	2.4	2.4	2.4
Avg. Stride Length [m]	5.8	7.0	7.0	7.1	7.1	6.9	6.7



[] Ranking at each section and finish
-:-:- No data available at this section
NA No data available

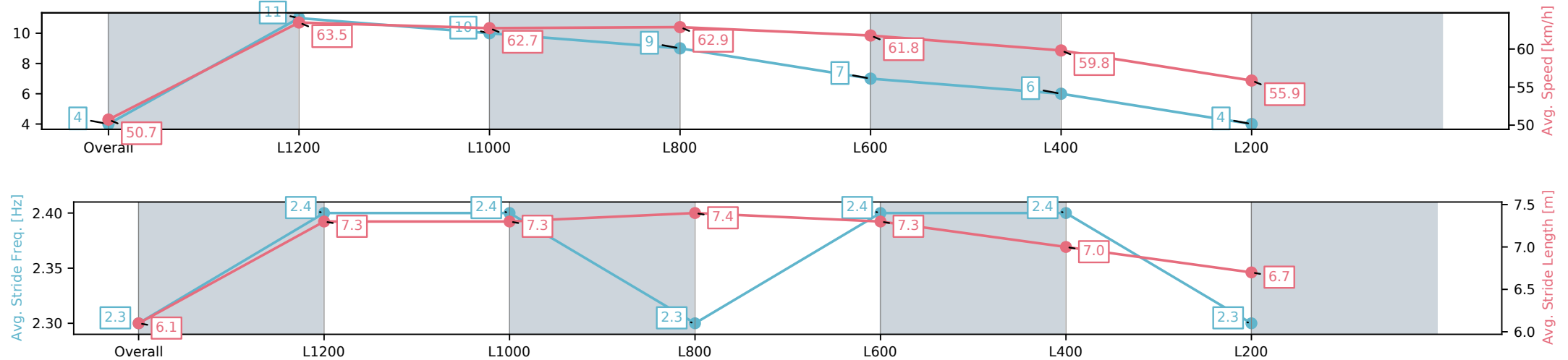
Horse/Jockey Name	MOSTLY FOR SHOW/Jake Toeroek
Finish Rank	4
Fastest Section Time (Section)	0:11.36 (L1200)
Top Speed [km/h] (Section)	64.4 (L1200)
Race State	Finished



Morphettville Parks-Professional-2025-06-28
Race 5: Sportsbet David Peacock Oaklands Plate - 1400m
28 June 2025 - 1:58PM
Track Rating: Soft 6, Weather: Overcast, Rail Position: True



Section	Overall	L1200	L1000	L800	L600	L400	L200
Section Times	1:25.72[4] (0:14.19)	1:11.53[11] (0:11.36)	1:00.17[10] (0:11.61)	0:48.56[9] (0:11.52)	0:37.04[7] (0:11.95)	0:25.09[6] (0:12.19)	0:12.90[4] (0:12.90)
Average Speed [km/h]	50.7	63.5	62.7	62.9	61.8	59.8	55.9
Top Speed [km/h]	63.1	64.3	64.4	64.1	63.1	62.1	59.8
Avg. Dist. to Rail [m]	5.8	2.0	2.1	2.2	4.5	6.1	7.0
Avg. Stride Freq. [Hz]	2.3	2.4	2.4	2.3	2.4	2.4	2.3
Avg. Stride Length [m]	6.1	7.3	7.3	7.4	7.3	7.0	6.7



[] Ranking at each section and finish
-:-:- No data available at this section
NA No data available

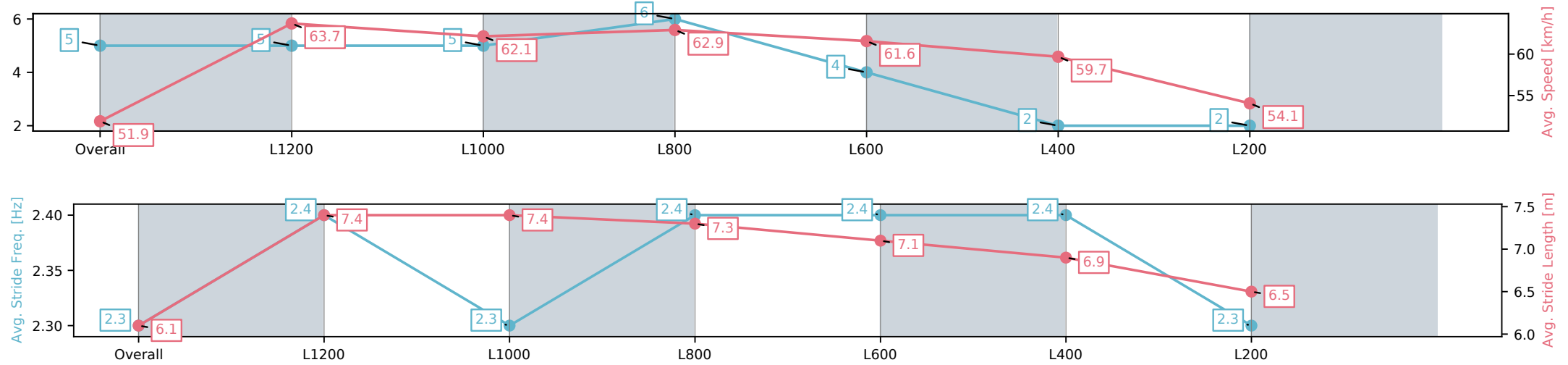
Horse/Jockey Name	MISS ELLANEOUS/Liam Riordan
Finish Rank	5
Fastest Section Time (Section)	0:11.34 (L1200)
Top Speed [km/h] (Section)	64.5 (L1000)
Race State	Finished



Morphettville Parks-Professional-2025-06-28
Race 5: Sportsbet David Peacock Oaklands Plate - 1400m
28 June 2025 - 1:58PM
Track Rating: Soft 6, Weather: Overcast, Rail Position: True



Section	Overall	L1200	L1000	L800	L600	L400	L200
Section Times	1:25.98[5] (0:13.86)	1:12.12[5] (0:11.34)	1:00.78[5] (0:11.75)	0:49.03[6] (0:11.53)	0:37.50[4] (0:11.99)	0:25.51[2] (0:12.19)	0:13.32[2] (0:13.32)
Average Speed [km/h]	51.9	63.7	62.1	62.9	61.6	59.7	54.1
Top Speed [km/h]	63.6	64.1	64.2	64.5	62.6	61.5	57.8
Avg. Dist. to Rail [m]	8.6	5.0	3.1	2.6	4.3	5.9	5.9
Avg. Stride Freq. [Hz]	2.3	2.4	2.3	2.4	2.4	2.4	2.3
Avg. Stride Length [m]	6.1	7.4	7.4	7.3	7.1	6.9	6.5



[] Ranking at each section and finish
-:-:- No data available at this section
NA No data available

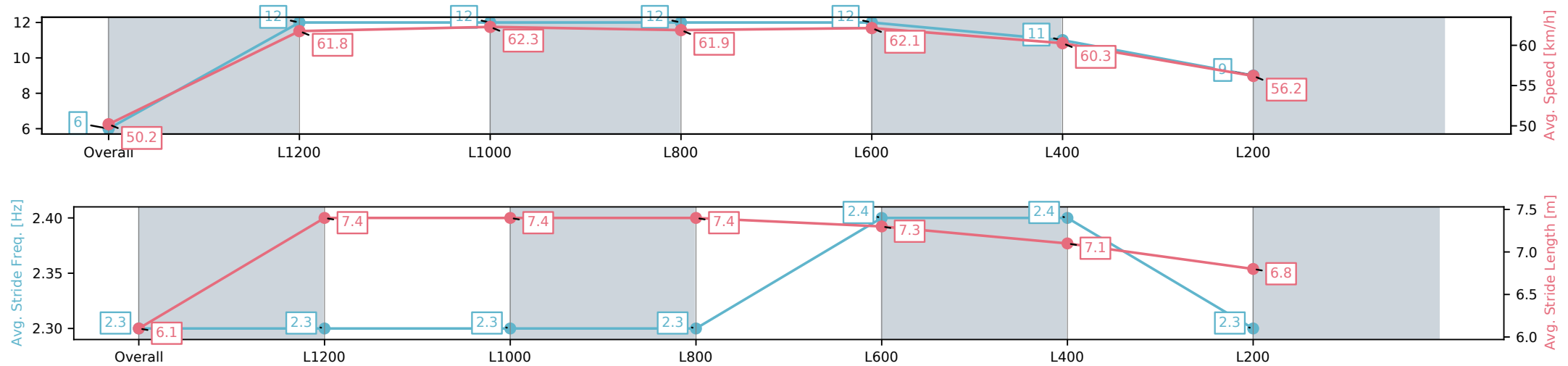
Horse/Jockey Name	SYNTHESISE/Jessica Tzaferis
Finish Rank	6
Fastest Section Time (Section)	0:11.64 (L1000)
Top Speed [km/h] (Section)	64.4 (L1200)
Race State	Finished



Morphettville Parks-Professional-2025-06-28
Race 5: Sportsbet David Peacock Oaklands Plate - 1400m
28 June 2025 - 1:58PM
Track Rating: Soft 6, Weather: Overcast, Rail Position: True



Section	Overall	L1200	L1000	L800	L600	L400	L200
Section Times	1:26.06[6] (0:14.35)	1:11.71[12] (0:11.65)	1:00.06[12] (0:11.64)	0:48.42[12] (0:11.68)	0:36.74[12] (0:11.84)	0:24.90[11] (0:12.10)	0:12.80[9] (0:12.80)
Average Speed [km/h]	50.2	61.8	62.3	61.9	62.1	60.3	56.2
Top Speed [km/h]	63.8	63.6	64.4	63.5	63.4	61.4	59.6
Avg. Dist. to Rail [m]	8.2	2.6	1.2	1.3	3.7	6.7	8.8
Avg. Stride Freq. [Hz]	2.3	2.3	2.3	2.3	2.4	2.4	2.3
Avg. Stride Length [m]	6.1	7.4	7.4	7.4	7.3	7.1	6.8



[] Ranking at each section and finish
-:-:- No data available at this section
NA No data available

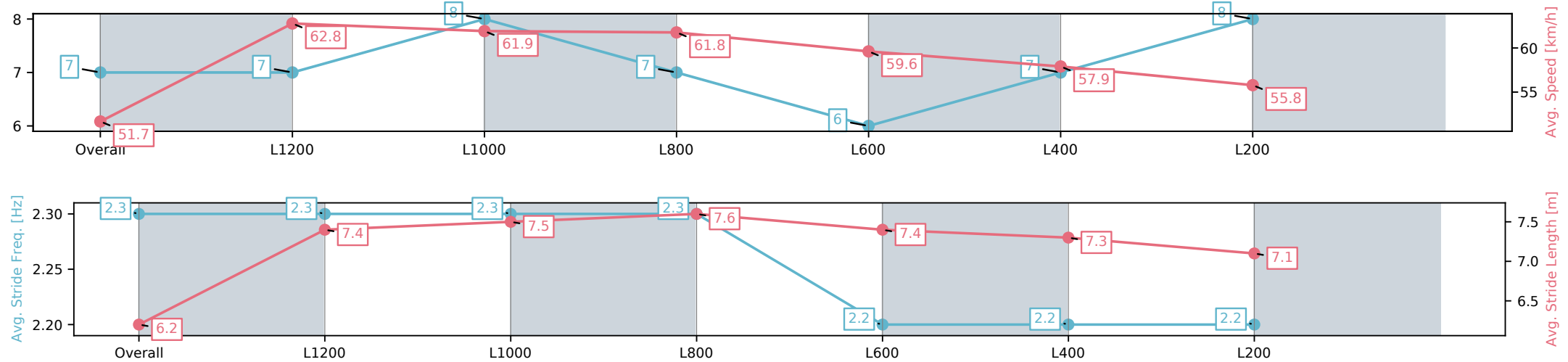
Horse/Jockey Name	SICILIAN PRINCESS/Teagan Voorham
Finish Rank	7
Fastest Section Time (Section)	0:11.48 (L1200)
Top Speed [km/h] (Section)	63.9 (Overall)
Race State	Finished



Morphettville Parks-Professional-2025-06-28
Race 5: Sportsbet David Peacock Oaklands Plate - 1400m
28 June 2025 - 1:58PM
Track Rating: Soft 6, Weather: Overcast, Rail Position: True



Section	Overall	L1200	L1000	L800	L600	L400	L200
Section Times	1:26.10[7] (0:13.94)	1:12.16[7] (0:11.48)	1:00.68[8] (0:11.59)	0:49.09[7] (0:11.64)	0:37.45[6] (0:12.10)	0:25.35[7] (0:12.43)	0:12.92[8] (0:12.92)
Average Speed [km/h]	51.7	62.8	61.9	61.8	59.6	57.9	55.8
Top Speed [km/h]	62.9	63.9	63.3	62.9	61.3	58.9	58.4
Avg. Dist. to Rail [m]	1.6	1.0	0.7	0.3	0.5	0.3	1.6
Avg. Stride Freq. [Hz]	2.3	2.3	2.3	2.3	2.2	2.2	2.2
Avg. Stride Length [m]	6.2	7.4	7.5	7.6	7.4	7.3	7.1



[] Ranking at each section and finish
-:-:- No data available at this section
NA No data available

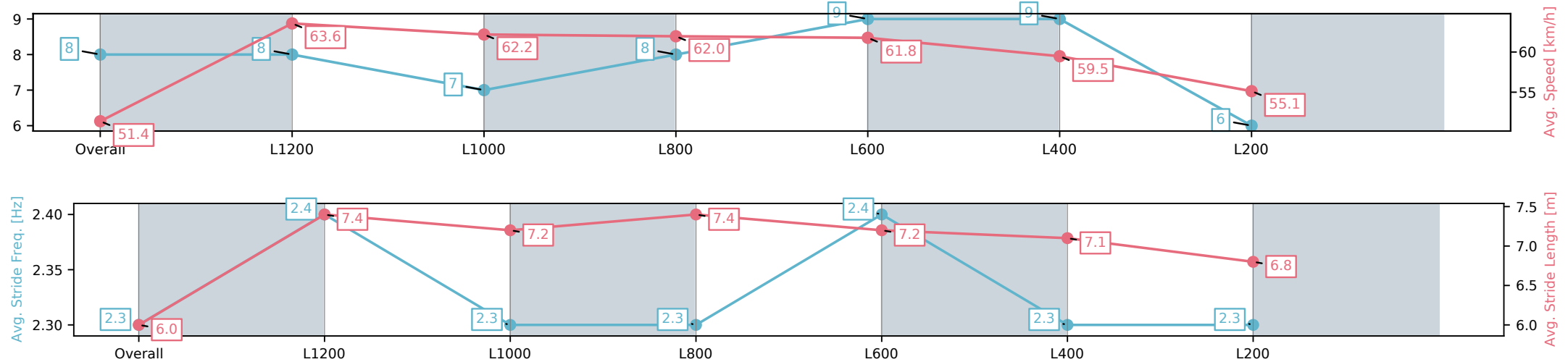
Horse/Jockey Name	GOLD TOPAZ/Justin Potter
Finish Rank	8
Fastest Section Time (Section)	0:11.34 (L1200)
Top Speed [km/h] (Section)	65.7 (Overall)
Race State	Finished



Morphettville Parks-Professional-2025-06-28
Race 5: Sportsbet David Peacock Oaklands Plate - 1400m
28 June 2025 - 1:58PM
Track Rating: Soft 6, Weather: Overcast, Rail Position: True



Section	Overall	L1200	L1000	L800	L600	L400	L200
Section Times	1:26.21[8] (0:14.02)	1:12.19[8] (0:11.34)	1:00.85[7] (0:11.79)	0:49.06[8] (0:11.73)	0:37.33[9] (0:12.02)	0:25.31[9] (0:12.25)	0:13.06[6] (0:13.06)
Average Speed [km/h]	51.4	63.6	62.2	62.0	61.8	59.5	55.1
Top Speed [km/h]	62.9	65.7	64.3	63.5	63.0	61.2	58.1
Avg. Dist. to Rail [m]	9.4	4.2	3.4	3.8	5.2	6.1	6.2
Avg. Stride Freq. [Hz]	2.3	2.4	2.3	2.3	2.4	2.3	2.3
Avg. Stride Length [m]	6.0	7.4	7.2	7.4	7.2	7.1	6.8



[] Ranking at each section and finish
-:-:- No data available at this section
NA No data available

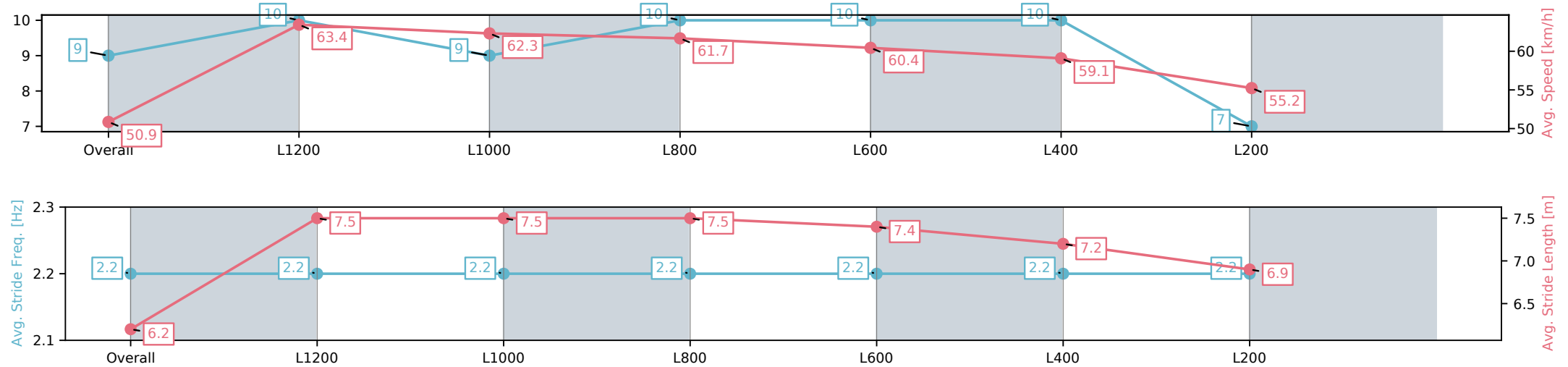
Horse/Jockey Name	TESTING ONE TWO/Todd Pannell
Finish Rank	9
Fastest Section Time (Section)	0:11.34 (L1200)
Top Speed [km/h] (Section)	64.2 (Overall)
Race State	Finished



Morphettville Parks-Professional-2025-06-28
Race 5: Sportsbet David Peacock Oaklands Plate - 1400m
28 June 2025 - 1:58PM
Track Rating: Soft 6, Weather: Overcast, Rail Position: True



Section	Overall	L1200	L1000	L800	L600	L400	L200
Section Times	1:26.21[9] (0:14.19)	1:12.02[10] (0:11.34)	1:00.68[9] (0:11.65)	0:49.03[10] (0:11.71)	0:37.32[10] (0:12.02)	0:25.30[10] (0:12.27)	0:13.03[7] (0:13.03)
Average Speed [km/h]	50.9	63.4	62.3	61.7	60.4	59.1	55.2
Top Speed [km/h]	64.1	64.2	63.3	63.1	61.3	60.5	57.8
Avg. Dist. to Rail [m]	5.0	1.6	1.4	1.1	1.7	3.6	4.6
Avg. Stride Freq. [Hz]	2.2	2.2	2.2	2.2	2.2	2.2	2.2
Avg. Stride Length [m]	6.2	7.5	7.5	7.5	7.4	7.2	6.9



[] Ranking at each section and finish
-:-:- No data available at this section
NA No data available

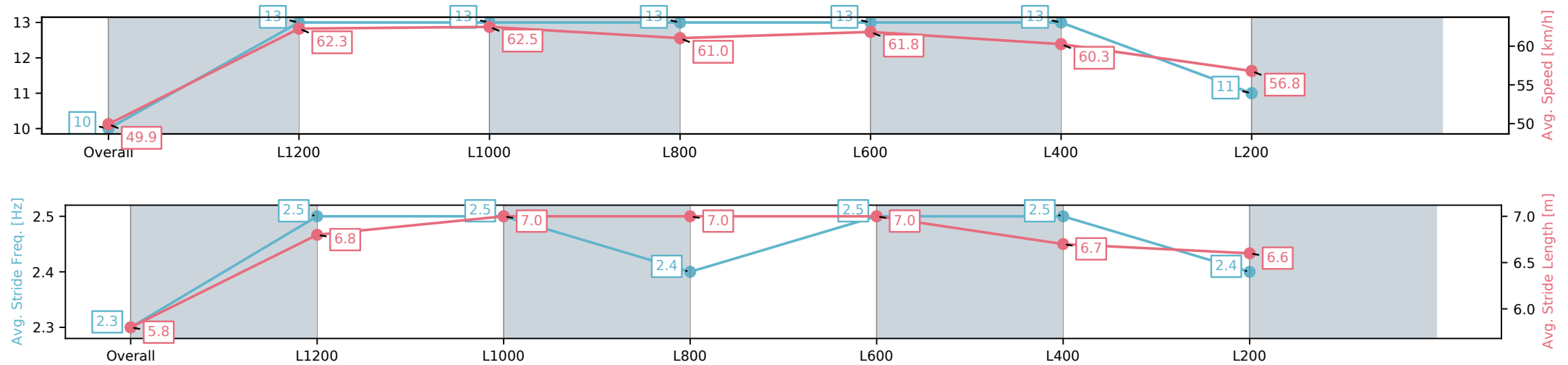
Horse/Jockey Name	TIPTOP TORI/Linda Meech
Finish Rank	10
Fastest Section Time (Section)	0:11.56 (L1200)
Top Speed [km/h] (Section)	64.2 (Overall)
Race State	Finished



Morphettville Parks-Professional-2025-06-28
Race 5: Sportsbet David Peacock Oaklands Plate - 1400m
28 June 2025 - 1:58PM
Track Rating: Soft 6, Weather: Overcast, Rail Position: True



Section	Overall	L1200	L1000	L800	L600	L400	L200
Section Times	1:26.29[10] (0:14.44)	1:11.85[13] (0:11.56)	1:00.28[13] (0:11.67)	0:48.61[13] (0:11.89)	0:36.72[13] (0:11.90)	0:24.82[13] (0:12.12)	0:12.70[11] (0:12.70)
Average Speed [km/h]	49.9	62.3	62.5	61.0	61.8	60.3	56.8
Top Speed [km/h]	62.8	64.2	63.2	61.7	63.2	62.2	58.6
Avg. Dist. to Rail [m]	10.6	4.2	2.5	3.2	3.8	8.5	10.8
Avg. Stride Freq. [Hz]	2.3	2.5	2.5	2.4	2.5	2.5	2.4
Avg. Stride Length [m]	5.8	6.8	7.0	7.0	7.0	6.7	6.6



[] Ranking at each section and finish
-:-:- No data available at this section
NA No data available

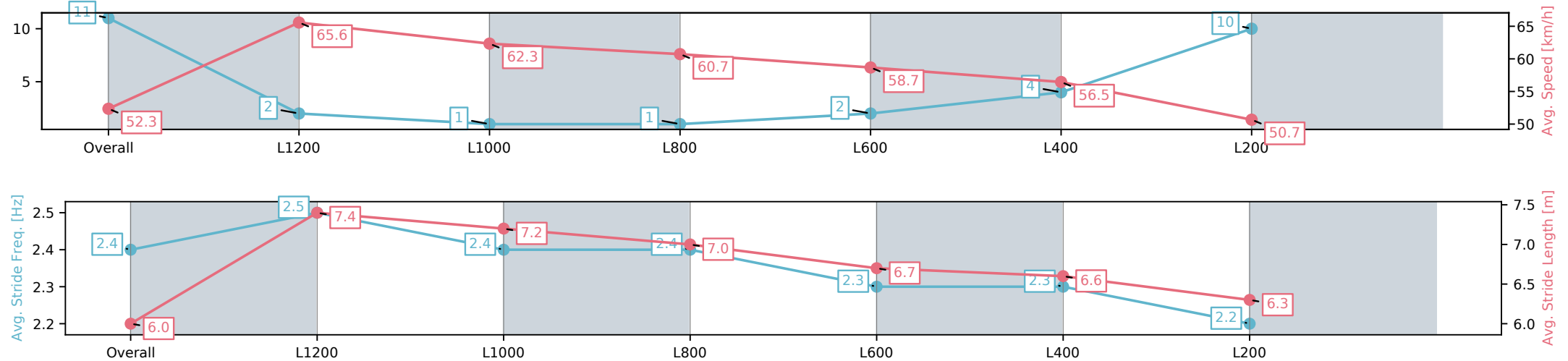
Horse/Jockey Name	PRETTY PERKY/Jason Holder
Finish Rank	11
Fastest Section Time (Section)	0:10.99 (L1200)
Top Speed [km/h] (Section)	66.7 (Overall)
Race State	Finished



Morphettville Parks-Professional-2025-06-28
Race 5: Sportsbet David Peacock Oaklands Plate - 1400m
28 June 2025 - 1:58PM
Track Rating: Soft 6, Weather: Overcast, Rail Position: True



Section	Overall	L1200	L1000	L800	L600	L400	L200
Section Times	1:27.57[11] (0:13.75)	1:13.82[2] (0:10.99)	1:02.83[1] (0:11.57)	0:51.25[1] (0:11.89)	0:39.36[2] (0:12.35)	0:27.01[4] (0:12.79)	0:14.22[10] (0:14.22)
Average Speed [km/h]	52.3	65.6	62.3	60.7	58.7	56.5	50.7
Top Speed [km/h]	65.6	66.7	64.7	62.1	59.4	58.2	54.7
Avg. Dist. to Rail [m]	5.1	2.5	0.5	0.9	1.2	2.0	3.6
Avg. Stride Freq. [Hz]	2.4	2.5	2.4	2.4	2.3	2.3	2.2
Avg. Stride Length [m]	6.0	7.4	7.2	7.0	6.7	6.6	6.3



[] Ranking at each section and finish
-:-:- No data available at this section
NA No data available

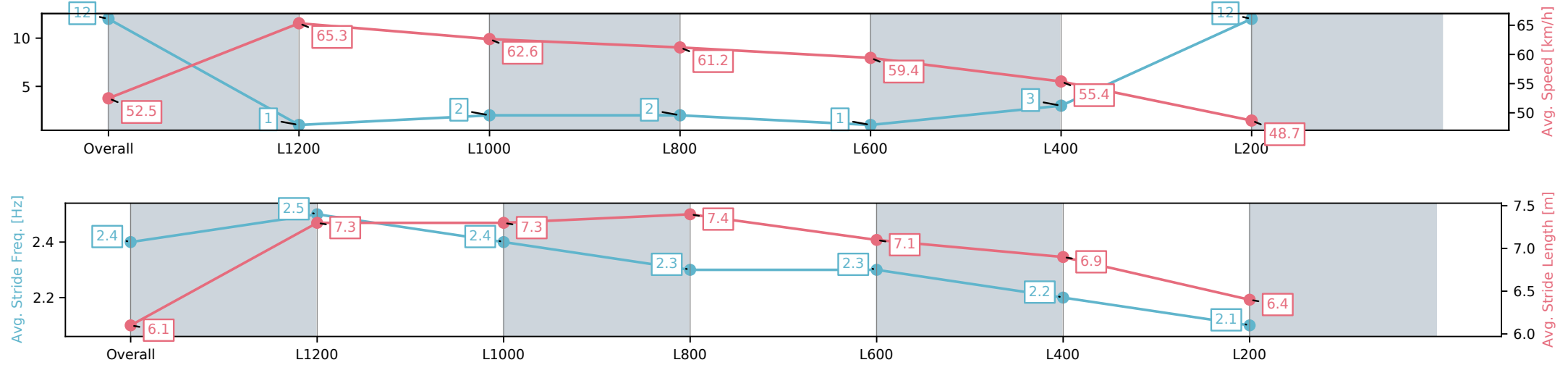
Horse/Jockey Name	OAK PARK MADDISON/Ben Price
Finish Rank	12
Fastest Section Time (Section)	0:11.02 (L1200)
Top Speed [km/h] (Section)	66.4 (Overall)
Race State	Finished



Morphettville Parks-Professional-2025-06-28
Race 5: Sportsbet David Peacock Oaklands Plate - 1400m
28 June 2025 - 1:58PM
Track Rating: Soft 6, Weather: Overcast, Rail Position: True



Section	Overall	L1200	L1000	L800	L600	L400	L200
Section Times	1:28.48[12] (0:13.72)	1:14.76[1] (0:11.02)	1:03.74[2] (0:11.63)	0:52.11[2] (0:11.81)	0:40.30[1] (0:12.37)	0:27.93[3] (0:13.14)	0:14.79[12] (0:14.79)
Average Speed [km/h]	52.5	65.3	62.6	61.2	59.4	55.4	48.7
Top Speed [km/h]	65.0	66.4	64.4	62.1	60.3	57.7	53.1
Avg. Dist. to Rail [m]	5.6	3.9	2.0	2.1	3.5	5.0	6.3
Avg. Stride Freq. [Hz]	2.4	2.5	2.4	2.3	2.3	2.2	2.1
Avg. Stride Length [m]	6.1	7.3	7.3	7.4	7.1	6.9	6.4



[] Ranking at each section and finish
-:-:- No data available at this section
NA No data available

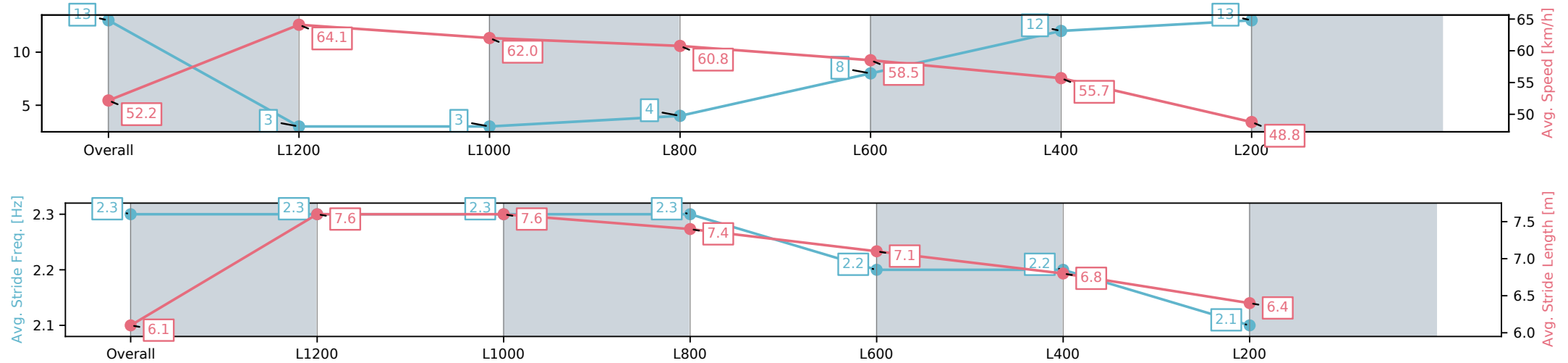
Horse/Jockey Name	BORCHARD/Dylan Caboché
Finish Rank	13
Fastest Section Time (Section)	0:11.25 (L1200)
Top Speed [km/h] (Section)	65.5 (Overall)
Race State	Finished



Morphettville Parks-Professional-2025-06-28
Race 5: Sportsbet David Peacock Oaklands Plate - 1400m
28 June 2025 - 1:58PM
Track Rating: Soft 6, Weather: Overcast, Rail Position: True



Section	Overall	L1200	L1000	L800	L600	L400	L200
Section Times	1:28.95[13] (0:13.79)	1:15.16[3] (0:11.25)	1:03.91[3] (0:11.74)	0:52.17[4] (0:11.90)	0:40.27[8] (0:12.50)	0:27.77[12] (0:13.02)	0:14.75[13] (0:14.75)
Average Speed [km/h]	52.2	64.1	62.0	60.8	58.5	55.7	48.8
Top Speed [km/h]	65.5	64.6	64.5	62.2	59.9	57.4	52.8
Avg. Dist. to Rail [m]	3.7	2.3	1.8	1.9	2.8	4.2	7.0
Avg. Stride Freq. [Hz]	2.3	2.3	2.3	2.3	2.2	2.2	2.1
Avg. Stride Length [m]	6.1	7.6	7.6	7.4	7.1	6.8	6.4



[] Ranking at each section and finish
-:-:- No data available at this section
NA No data available