



Morphettville Parks-Professional-2025-06-28
Race 3: Aceit Transport Solutions Handicap - 1000m
28 June 2025 - 12:42PM



Track Rating: Soft 6, Weather: Overcast, Rail Position: True

**Section
Field Times**

Overall
0:58.99
(0:13.62)

L800
0:45.37
(0:10.73)

L600
0:34.64
(0:10.96)

L400
0:23.68
(0:11.54)

L200
0:12.13
(0:12.13)

Position	#	Horse/Jockey	Barrier	Top Speed [km/h]	Fastest Section	First 400m							Margin	Distance Travelled From Winner [m]
1	13	LEFT TURN CLYDE	10	67.5	0:10.84	0:25.63	0:58.99	0:44.39 [9]	0:33.36 [10]	0:22.52 [7]	0:11.52 [7]		0:58.99	
		Matthew Chadwick		800-600	600-400		(0:14.60)	(0:11.03)	(0:10.84)	(0:11.00)	(0:11.52)			
2	10	MADAM JEANETTE	6	67.2	0:10.83	0:24.73	0:59.00	0:45.10 [3]	0:34.27 [5]	0:23.36 [4]	0:11.94 [4]		0.01L	+0
		Anna Jordsjo		1000-800	800-600		(0:13.90)	(0:10.83)	(0:10.91)	(0:11.42)	(0:11.94)			
3	4	RICH GINA	1	66.9	0:10.97	0:25.04	0:59.00	0:44.93 [6]	0:33.96 [6]	0:22.94 [6]	0:11.63 [6]		0.04L	+3
		Jason Holder		800-600	800-600		(0:14.07)	(0:10.97)	(0:11.02)	(0:11.31)	(0:11.63)			
4	7	DYER	7	68.5	0:10.72	0:24.51	0:59.14	0:45.35 [2]	0:34.63 [2]	0:23.67 [2]	0:12.23 [2]		0.86L	+1
		Caitlin Tootell		1000-800	800-600		(0:13.79)	(0:10.72)	(0:10.96)	(0:11.44)	(0:12.23)			
5	3	BRISTLER	2	68.1	0:10.66	0:24.66	0:59.33	0:45.33 [5]	0:34.67 [4]	0:23.67 [5]	0:12.21 [5]		2.03L	+2
		Felicity Atkinson		1000-800	800-600		(0:14.00)	(0:10.66)	(0:11.00)	(0:11.46)	(0:12.21)			
6	2	SQUAD	8	68.4	0:10.73	0:24.35	0:59.36	0:45.74 [1]	0:35.01 [1]	0:24.05 [1]	0:12.51 [1]		2.2L	+0
		Justin Potter		1000-800	800-600		(0:13.62)	(0:10.73)	(0:10.96)	(0:11.54)	(0:12.51)			
7	6	BEEN OUR ANGEL	9	69.5	0:10.59	0:24.51	0:59.67	0:45.75 [4]	0:35.16 [3]	0:24.11 [3]	0:12.63 [3]		4.13L	+5
		Ben Price		1000-800	800-600		(0:13.92)	(0:10.59)	(0:11.05)	(0:11.48)	(0:12.63)			
8	9	AZTEC DANCER	3	66.4	0:11.08	0:25.50	0:59.74	0:45.42 [8]	0:34.24 [8]	0:23.16 [8]	0:12.06 [8]		4.51L	+1
		Teagan Voorham		600-400	600-400		(0:14.32)	(0:11.18)	(0:11.08)	(0:11.10)	(0:12.06)			
9	11	OUTPOST	11	68.1	0:10.99	0:25.61	1:00.13	0:45.51 [10]	0:34.52 [9]	0:23.35 [10]	0:12.06 [9]		6.87L	+4
		Jessica Tzaferis		1000-800	800-600		(0:14.62)	(0:10.99)	(0:11.17)	(0:11.28)	(0:12.06)			
10	12	SILVER LIFESTYLE	5	66.5	0:11.07	0:25.38	1:00.56	0:46.25 [7]	0:35.18 [7]	0:23.88 [9]	0:12.25 [10]		9.52L	+4
		Margaret Collett		1000-800	800-600		(0:14.31)	(0:11.07)	(0:11.30)	(0:11.63)	(0:12.25)			

Scratched: Call To Glory (#1), Romani Ite Domum (#5), Duchess Of Sussex (#8)

Report Created: Sat 28 June 2025 13:36:25 GMT+10 (Note: Timing is based on positional data)

Page 1/11

[] Position in running at each section and finish
-:-:- No data available at this section
NA No data available
Background shading for fastest section

Saddle cloth number
DNF Did not finish
DNT Did not track

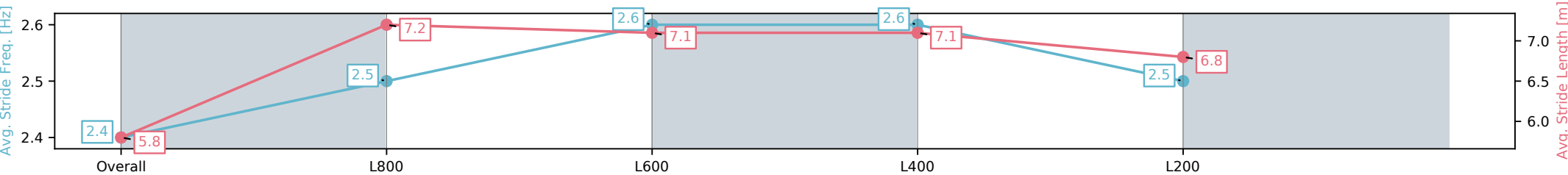
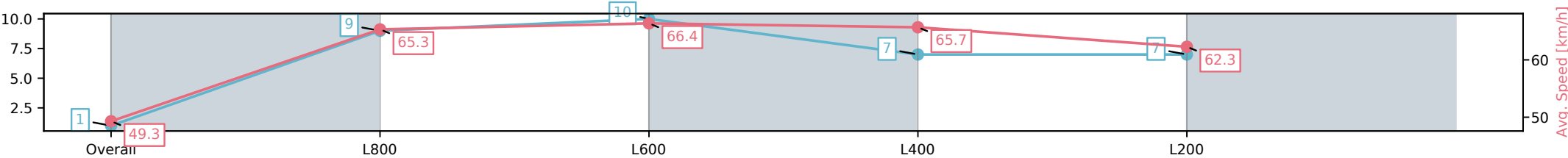
Horse/Jockey Name	LEFT TURN CLYDE/Matthew Chadwick
Finish Rank	1
Fastest Section Time (Section)	0:10.84 (L600)
Top Speed [km/h] (Section)	67.5 (L800)
Race State	Finished



Morphettville Parks-Professional-2025-06-28
Race 3: Aceit Transport Solutions Handicap - 1000m
28 June 2025 - 12:42PM
Track Rating: Soft 6, Weather: Overcast, Rail Position: True



Section	Overall	L800	L600	L400	L200
Section Times	0:58.99[1] (0:14.60)	0:44.39[9] (0:11.03)	0:33.36[10] (0:10.84)	0:22.52[7] (0:11.00)	0:11.52[7] (0:11.52)
Average Speed [km/h]	49.3	65.3	66.4	65.7	62.3
Top Speed [km/h]	67.2	67.4	67.5	66.6	64.3
Avg. Dist. to Rail [m]	8.5	0.3	0.4	2.3	6.2
Avg. Stride Freq. [Hz]	2.4	2.5	2.6	2.6	2.5
Avg. Stride Length [m]	5.8	7.2	7.1	7.1	6.8



[] Ranking at each section and finish
-:-:- No data available at this section
NA No data available

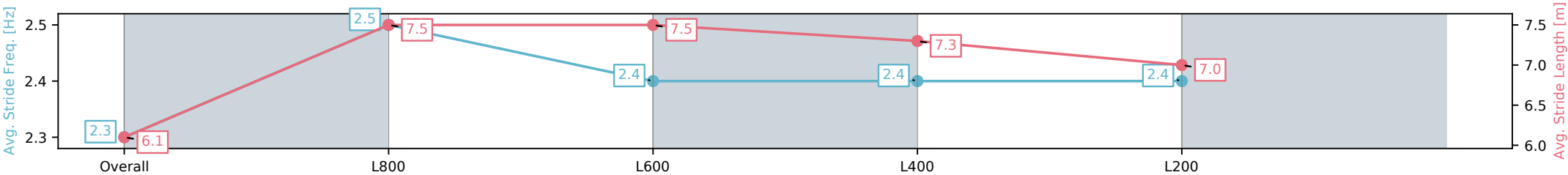
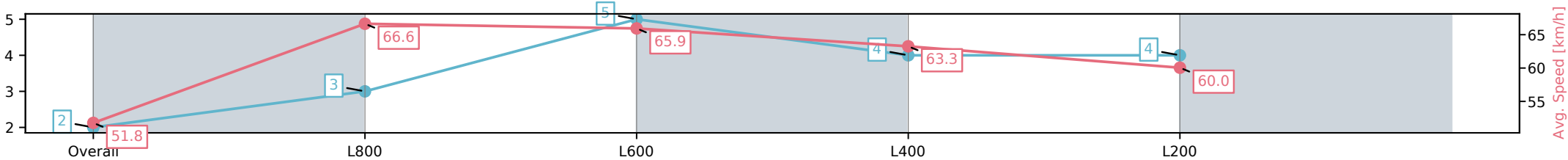
Horse/Jockey Name	MADAM JEANETTE/Anna Jordsjo
Finish Rank	2
Fastest Section Time (Section)	0:10.83 (L800)
Top Speed [km/h] (Section)	67.2 (Overall)
Race State	Finished



Morphettville Parks-Professional-2025-06-28
Race 3: Aceit Transport Solutions Handicap - 1000m
28 June 2025 - 12:42PM
Track Rating: Soft 6, Weather: Overcast, Rail Position: True



Section	Overall	L800	L600	L400	L200
Section Times	0:59.00[2] (0:13.90)	0:45.10[3] (0:10.83)	0:34.27[5] (0:10.91)	0:23.36[4] (0:11.42)	0:11.94[4] (0:11.94)
Average Speed [km/h]	51.8	66.6	65.9	63.3	60.0
Top Speed [km/h]	66.7	67.2	66.3	65.2	61.6
Avg. Dist. to Rail [m]	6.3	0.8	0.6	2.4	3.3
Avg. Stride Freq. [Hz]	2.3	2.5	2.4	2.4	2.4
Avg. Stride Length [m]	6.1	7.5	7.5	7.3	7.0



[] Ranking at each section and finish
-:-:- No data available at this section
NA No data available

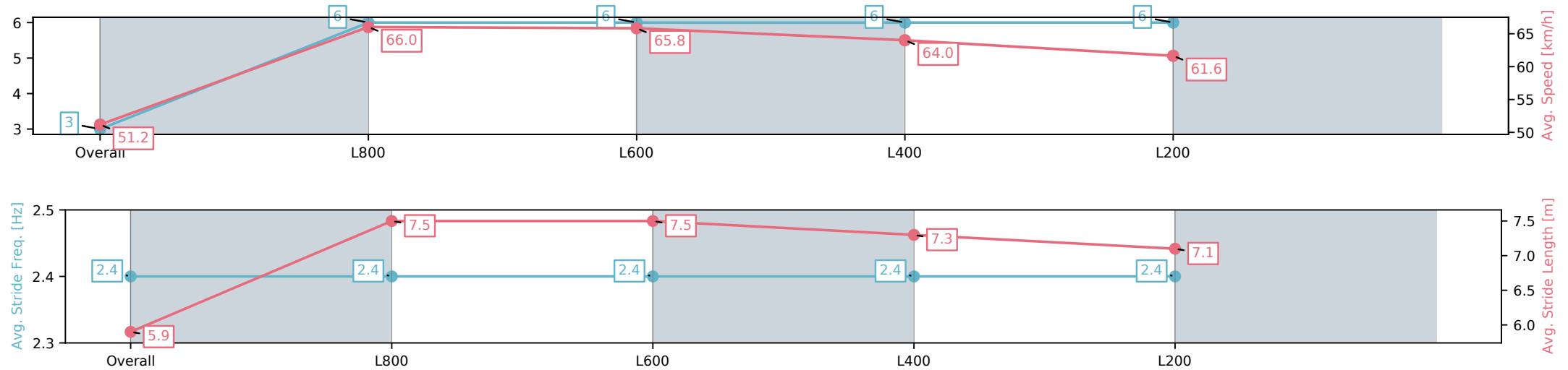
Horse/Jockey Name	RICH GINA/Jason Holder
Finish Rank	3
Fastest Section Time (Section)	0:10.97 (L800)
Top Speed [km/h] (Section)	66.9 (L800)
Race State	Finished



Morphettville Parks-Professional-2025-06-28
Race 3: Aceit Transport Solutions Handicap - 1000m
28 June 2025 - 12:42PM
Track Rating: Soft 6, Weather: Overcast, Rail Position: True



Section	Overall	L800	L600	L400	L200
Section Times	0:59.00[3] (0:14.07)	0:44.93[6] (0:10.97)	0:33.96[6] (0:11.02)	0:22.94[6] (0:11.31)	0:11.63[6] (0:11.63)
Average Speed [km/h]	51.2	66.0	65.8	64.0	61.6
Top Speed [km/h]	66.9	66.9	66.9	64.9	63.9
Avg. Dist. to Rail [m]	3.0	1.4	1.4	3.3	6.0
Avg. Stride Freq. [Hz]	2.4	2.4	2.4	2.4	2.4
Avg. Stride Length [m]	5.9	7.5	7.5	7.3	7.1



[] Ranking at each section and finish
-:-:- No data available at this section
NA No data available

Horse/Jockey Name	DYER/Caitlin Tootell
Finish Rank	4
Fastest Section Time (Section)	0:10.72 (L800)
Top Speed [km/h] (Section)	68.5 (Overall)
Race State	Finished



Morphettville Parks-Professional-2025-06-28

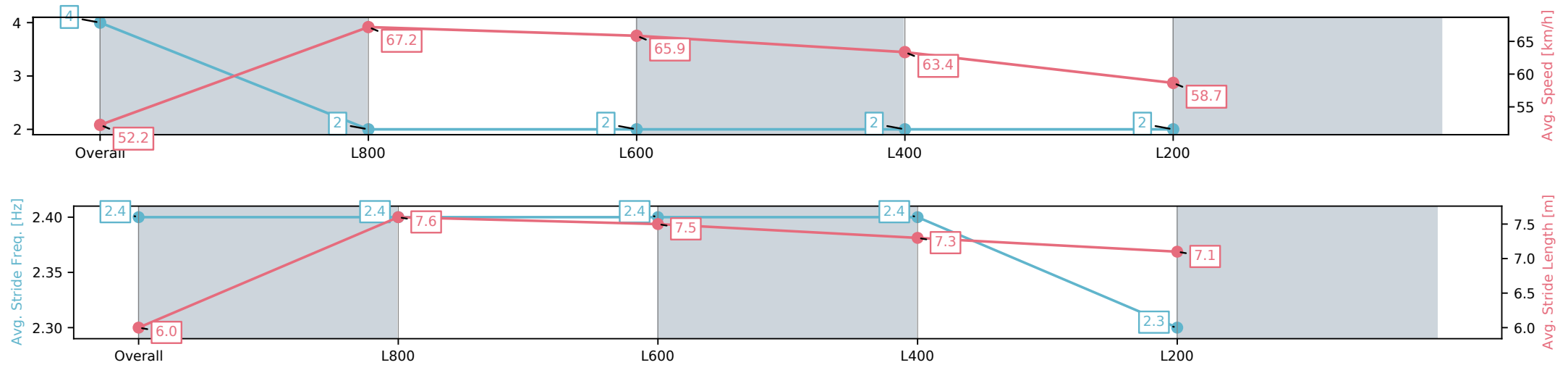
Race 3: Aceit Transport Solutions Handicap - 1000m

28 June 2025 - 12:42PM

Track Rating: Soft 6, Weather: Overcast, Rail Position: True



Section	Overall	L800	L600	L400	L200
Section Times	0:59.14[4] (0:13.79)	0:45.35[2] (0:10.72)	0:34.63[2] (0:10.96)	0:23.67[2] (0:11.44)	0:12.23[2] (0:12.23)
Average Speed [km/h]	52.2	67.2	65.9	63.4	58.7
Top Speed [km/h]	67.1	68.5	66.8	64.5	60.6
Avg. Dist. to Rail [m]	6.4	0.6	0.9	2.9	3.8
Avg. Stride Freq. [Hz]	2.4	2.4	2.4	2.4	2.3
Avg. Stride Length [m]	6.0	7.6	7.5	7.3	7.1



[] Ranking at each section and finish
-:-:- No data available at this section
NA No data available

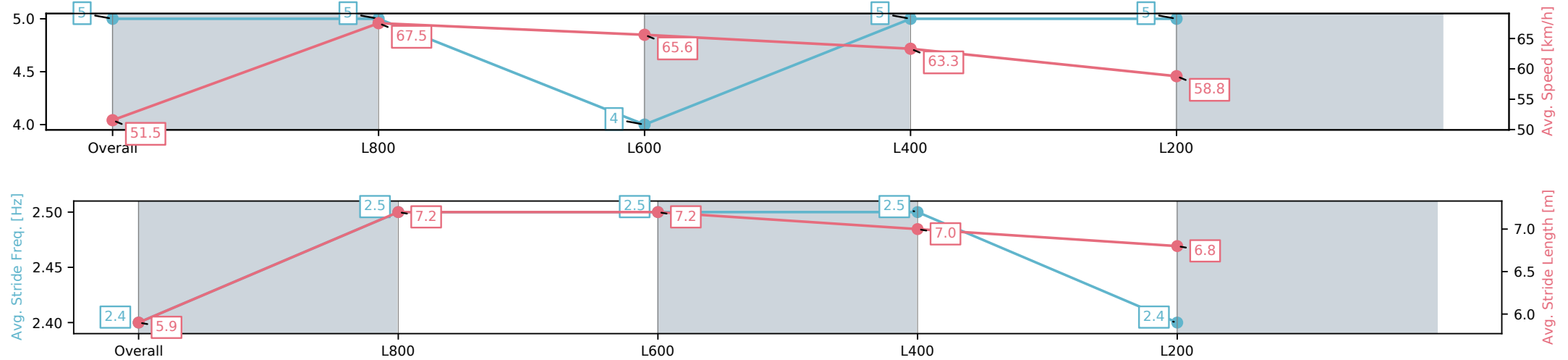
Horse/Jockey Name	BRISTLER/Felicity Atkinson
Finish Rank	5
Fastest Section Time (Section)	0:10.66 (L800)
Top Speed [km/h] (Section)	68.1 (Overall)
Race State	Finished



Morphettville Parks-Professional-2025-06-28
Race 3: Aceit Transport Solutions Handicap - 1000m
28 June 2025 - 12:42PM
Track Rating: Soft 6, Weather: Overcast, Rail Position: True



Section	Overall	L800	L600	L400	L200
Section Times	0:59.33[5] (0:14.00)	0:45.33[5] (0:10.66)	0:34.67[4] (0:11.00)	0:23.67[5] (0:11.46)	0:12.21[5] (0:12.21)
Average Speed [km/h]	51.5	67.5	65.6	63.3	58.8
Top Speed [km/h]	67.5	68.1	66.7	64.9	61.6
Avg. Dist. to Rail [m]	2.0	0.6	1.4	3.3	4.6
Avg. Stride Freq. [Hz]	2.4	2.5	2.5	2.5	2.4
Avg. Stride Length [m]	5.9	7.2	7.2	7.0	6.8



[] Ranking at each section and finish
-:-:- No data available at this section
NA No data available

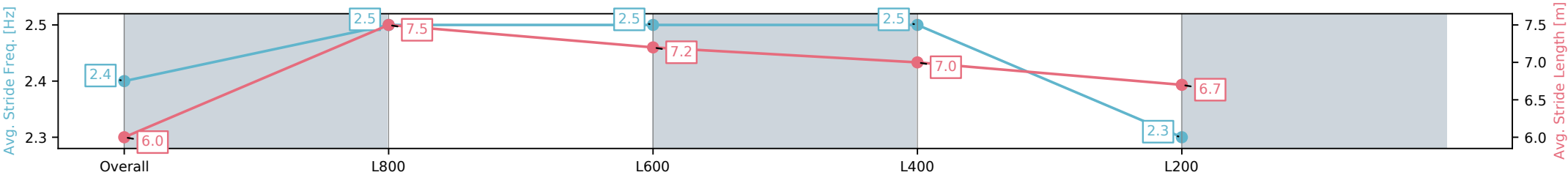
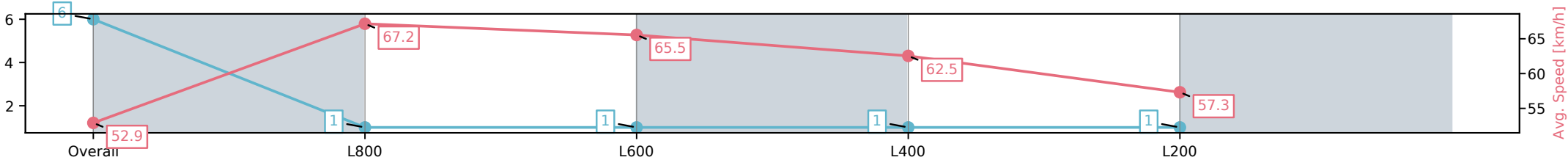
Horse/Jockey Name	SQUAD/Justin Potter
Finish Rank	6
Fastest Section Time (Section)	0:10.73 (L800)
Top Speed [km/h] (Section)	68.4 (Overall)
Race State	Finished



Morphettville Parks-Professional-2025-06-28
Race 3: Aceit Transport Solutions Handicap - 1000m
28 June 2025 - 12:42PM
Track Rating: Soft 6, Weather: Overcast, Rail Position: True



Section	Overall	L800	L600	L400	L200
Section Times	0:59.36[6] (0:13.62)	0:45.74[1] (0:10.73)	0:35.01[1] (0:10.96)	0:24.05[1] (0:11.54)	0:12.51[1] (0:12.51)
Average Speed [km/h]	52.9	67.2	65.5	62.5	57.3
Top Speed [km/h]	68.0	68.4	66.0	64.0	60.4
Avg. Dist. to Rail [m]	9.0	1.2	0.7	0.8	0.9
Avg. Stride Freq. [Hz]	2.4	2.5	2.5	2.5	2.3
Avg. Stride Length [m]	6.0	7.5	7.2	7.0	6.7



[] Ranking at each section and finish
-:-:- No data available at this section
NA No data available

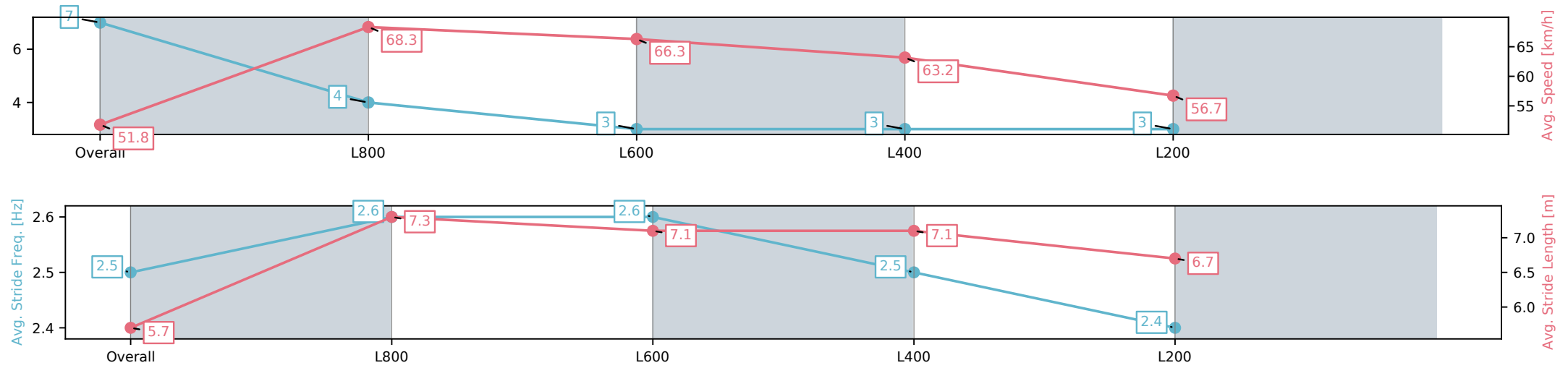
Horse/Jockey Name	BEEN OUR ANGEL/Ben Price
Finish Rank	7
Fastest Section Time (Section)	0:10.59 (L800)
Top Speed [km/h] (Section)	69.5 (Overall)
Race State	Finished



Morphettville Parks-Professional-2025-06-28
Race 3: Aceit Transport Solutions Handicap - 1000m
28 June 2025 - 12:42PM
Track Rating: Soft 6, Weather: Overcast, Rail Position: True



Section	Overall	L800	L600	L400	L200
Section Times	0:59.67[7] (0:13.92)	0:45.75[4] (0:10.59)	0:35.16[3] (0:11.05)	0:24.11[3] (0:11.48)	0:12.63[3] (0:12.63)
Average Speed [km/h]	51.8	68.3	66.3	63.2	56.7
Top Speed [km/h]	68.1	69.5	67.1	65.8	59.9
Avg. Dist. to Rail [m]	8.6	2.1	3.0	4.0	5.6
Avg. Stride Freq. [Hz]	2.5	2.6	2.6	2.5	2.4
Avg. Stride Length [m]	5.7	7.3	7.1	7.1	6.7



[] Ranking at each section and finish
-:-:- No data available at this section
NA No data available

Horse/Jockey Name	AZTEC DANCER/Teagan Voorham
Finish Rank	8
Fastest Section Time (Section)	0:11.08 (L600)
Top Speed [km/h] (Section)	66.4 (L600)
Race State	Finished



Morphettville Parks-Professional-2025-06-28

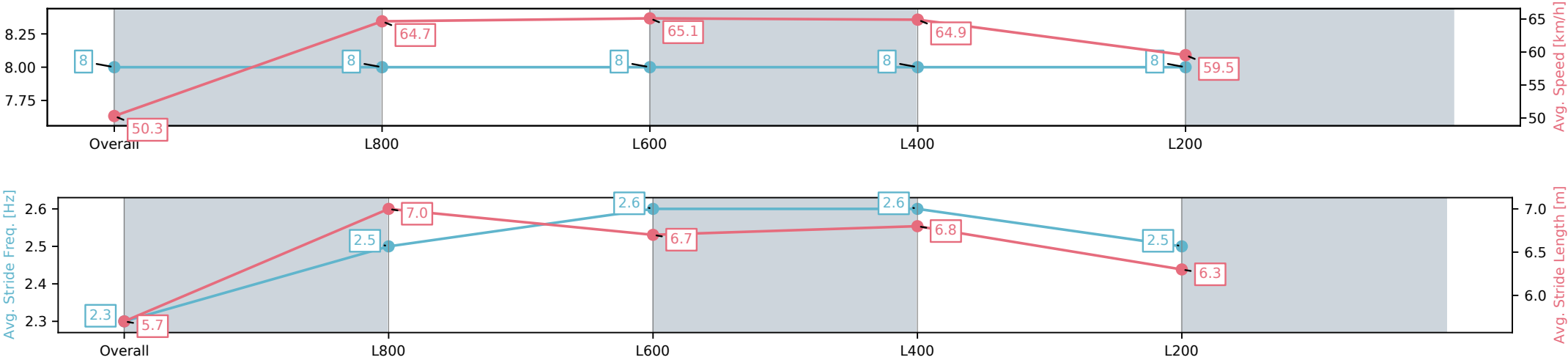
Race 3: Aceit Transport Solutions Handicap - 1000m

28 June 2025 - 12:42PM

Track Rating: Soft 6, Weather: Overcast, Rail Position: True



Section	Overall	L800	L600	L400	L200
Section Times	0:59.74[8] (0:14.32)	0:45.42[8] (0:11.18)	0:34.24[8] (0:11.08)	0:23.16[8] (0:11.10)	0:12.06[8] (0:12.06)
Average Speed [km/h]	50.3	64.7	65.1	64.9	59.5
Top Speed [km/h]	65.4	65.5	65.8	66.4	62.8
Avg. Dist. to Rail [m]	5.2	1.4	0.8	1.3	4.9
Avg. Stride Freq. [Hz]	2.3	2.5	2.6	2.6	2.5
Avg. Stride Length [m]	5.7	7.0	6.7	6.8	6.3



[] Ranking at each section and finish
-:-:- No data available at this section
NA No data available

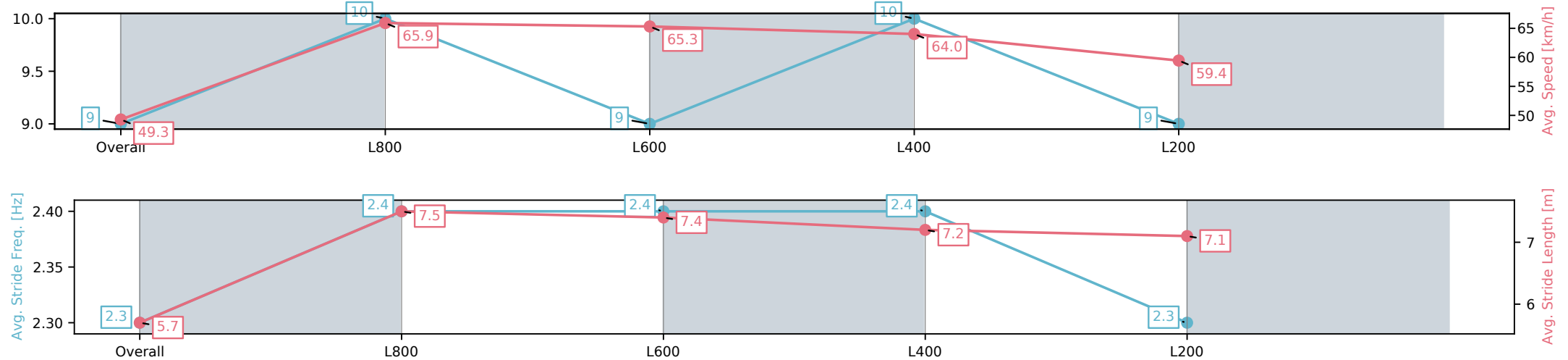
Horse/Jockey Name	OUTPOST/Jessica Tzaferis
Finish Rank	9
Fastest Section Time (Section)	0:10.99 (L800)
Top Speed [km/h] (Section)	68.1 (Overall)
Race State	Finished



Morphettville Parks-Professional-2025-06-28
Race 3: Aceit Transport Solutions Handicap - 1000m
28 June 2025 - 12:42PM
Track Rating: Soft 6, Weather: Overcast, Rail Position: True



Section	Overall	L800	L600	L400	L200
Section Times	1:00.13[9] (0:14.62)	0:45.51[10] (0:10.99)	0:34.52[9] (0:11.17)	0:23.35[10] (0:11.28)	0:12.06[9] (0:12.06)
Average Speed [km/h]	49.3	65.9	65.3	64.0	59.4
Top Speed [km/h]	66.8	68.1	66.0	66.1	62.1
Avg. Dist. to Rail [m]	9.7	2.8	2.4	3.2	5.5
Avg. Stride Freq. [Hz]	2.3	2.4	2.4	2.4	2.3
Avg. Stride Length [m]	5.7	7.5	7.4	7.2	7.1



[] Ranking at each section and finish
-:-:- No data available at this section
NA No data available

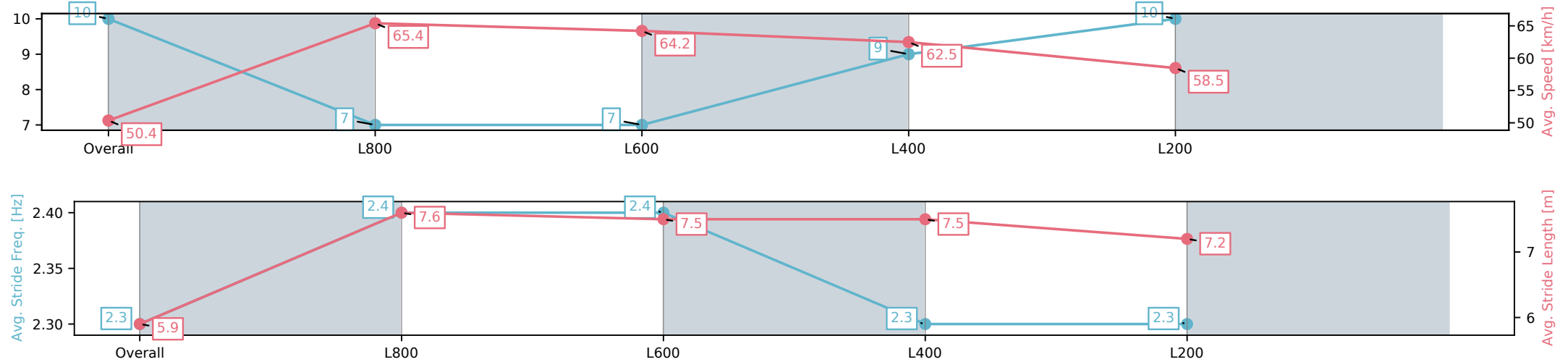
Horse/Jockey Name	SILVER LIFESTYLE/Margaret Collett
Finish Rank	10
Fastest Section Time (Section)	0:11.07 (L800)
Top Speed [km/h] (Section)	66.5 (Overall)
Race State	Finished



Morphettville Parks-Professional-2025-06-28
Race 3: Aceit Transport Solutions Handicap - 1000m
28 June 2025 - 12:42PM
Track Rating: Soft 6, Weather: Overcast, Rail Position: True



Section	Overall	L800	L600	L400	L200
Section Times	1:00.56[10] (0:14.31)	0:46.25[7] (0:11.07)	0:35.18[7] (0:11.30)	0:23.88[9] (0:11.63)	0:12.25[10] (0:12.25)
Average Speed [km/h]	50.4	65.4	64.2	62.5	58.5
Top Speed [km/h]	66.5	66.5	65.7	63.7	61.4
Avg. Dist. to Rail [m]	6.0	1.7	1.8	5.2	8.1
Avg. Stride Freq. [Hz]	2.3	2.4	2.4	2.3	2.3
Avg. Stride Length [m]	5.9	7.6	7.5	7.5	7.2



[] Ranking at each section and finish
-:-:- No data available at this section
NA No data available