



Morphettville Parks-Professional-2025-06-28

Race 2: Croser Handicap - 1250m

28 June 2025 - 12:08PM

Track Rating: Soft 6, Weather: Overcast, Rail Position: True



Section

Field Times

Overall

1:15.37

(0:16.48)

L1000

0:58.89

(0:11.57)

L800

0:47.31

(0:11.62)

L600

0:35.69

(0:11.67)

L400

0:24.02

(0:11.79)

L200

0:12.23

(0:12.23)

Position	#	Horse/Jockey	Barrier	Top Speed [km/h]	Fastest Section	First 400m	Overall	L1000	L800	L600	L400	L200	Margin	Distance Travelled From Winner [m]
1	12	GINGER SINNER	9	66.2	0:11.35	0:25.51	1:15.37	0:58.36 [6]	0:47.01 [3]	0:35.50 [3]	0:23.76 [2]	0:12.15 [4]	1:15.37	
		Caitlin Tootell		1400-1200	1000-800		(0:17.01)	(0:11.35)	(0:11.51)	(0:11.74)	(0:11.61)	(0:12.15)		
2	1	COLMAR	7	66.9	0:11.56	0:25.25	1:15.40	0:58.78 [2]	0:47.16 [2]	0:35.55 [2]	0:23.79 [3]	0:12.22 [2]	0.2L	-2
		Margaret Collett		1400-1200	400-200		(0:16.62)	(0:11.62)	(0:11.61)	(0:11.76)	(0:11.56)	(0:12.22)		
3	3	BOUNCING BEYOND	10	65.0	0:11.39	0:26.14	1:15.46	0:58.18 [8]	0:46.40 [9]	0:35.01 [9]	0:23.49 [7]	0:12.04 [7]	0.56L	-1
		Jason Holder		800-600	800-600		(0:17.28)	(0:11.78)	(0:11.39)	(0:11.52)	(0:11.45)	(0:12.04)		
4	10	MYSTIC WONDER	4	65.9	0:11.28	0:26.43	1:15.57	0:57.79 [10]	0:46.15 [10]	0:34.75 [10]	0:23.36 [10]	0:12.07 [10]	1.22L	-9
		Teagan Voorham		800-600	400-200		(0:17.78)	(0:11.64)	(0:11.40)	(0:11.39)	(0:11.28)	(0:12.07)		
5	8	TRIPOD TERROR	6	64.3	0:11.46	0:25.68	1:15.59	0:58.70 [4]	0:46.92 [6]	0:35.46 [6]	0:23.68 [6]	0:12.21 [6]	1.31L	+1
		Matthew Chadwick		1200-1000	800-600		(0:16.89)	(0:11.78)	(0:11.46)	(0:11.78)	(0:11.47)	(0:12.21)		
6	11	DREAMS FULFILLED	1	63.9	0:11.51	0:25.61	1:15.61	0:58.70 [5]	0:47.06 [4]	0:35.55 [4]	0:23.81 [4]	0:12.30 [5]	1.43L	-7
		Ben Price		1400-1200	800-600		(0:16.91)	(0:11.64)	(0:11.51)	(0:11.74)	(0:11.51)	(0:12.30)		
7	7	PURFECT LINE	2	64.8	0:11.42	0:25.62	1:15.64	0:58.75 [3]	0:47.04 [5]	0:35.53 [5]	0:23.84 [4]	0:12.42 [3]	1.61L	-5
		Lachlan Neindorf		800-600	400-200		(0:16.89)	(0:11.71)	(0:11.51)	(0:11.69)	(0:11.42)	(0:12.42)		
8	4	ENUFF SEDUCTION	3	65.3	0:11.30	0:25.85	1:15.81	0:58.65 [7]	0:46.89 [8]	0:35.37 [8]	0:23.65 [9]	0:12.35 [9]	2.69L	-5
		Todd Pannell		800-600	400-200		(0:17.16)	(0:11.76)	(0:11.52)	(0:11.72)	(0:11.30)	(0:12.35)		
9	2	THE SPRINKLER	8	63.9	0:11.43	0:25.98	1:15.94	0:58.60 [9]	0:47.04 [7]	0:35.52 [7]	0:23.93 [8]	0:12.50 [8]	3.48L	-9
		Jake Toeroek		800-600	400-200		(0:17.34)	(0:11.56)	(0:11.52)	(0:11.59)	(0:11.43)	(0:12.50)		
10	6	ESQUEL	5	64.8	0:11.56	0:25.13	1:16.23	0:59.75 [1]	0:48.18 [1]	0:36.56 [1]	0:24.88 [1]	0:13.10 [1]	5.23L	-7
		Linda Meech		1400-1200	1000-800		(0:16.48)	(0:11.56)	(0:11.62)	(0:11.68)	(0:11.78)	(0:13.10)		

Scratched: Acta Non Verba (#5), Royal Majesty (#9)

Report Created: Sat 28 June 2025 12:54:54 GMT+10 (Note: Timing is based on positional data)

Page 1/11

[] Position in running at each section and finish
-:-:- No data available at this section
NA No data available
■ Background shading for fastest section

Saddle cloth number
DNF Did not finish
DNT Did not track

data processed by  TRIPLESDATA

Horse/Jockey Name	GINGER SINNER/Caitlin Tootell
Finish Rank	1
Fastest Section Time (Section)	0:11.35 (L800)
Top Speed [km/h] (Section)	66.2 (Overall)
Race State	Finished



Morphettville Parks-Professional-2025-06-28

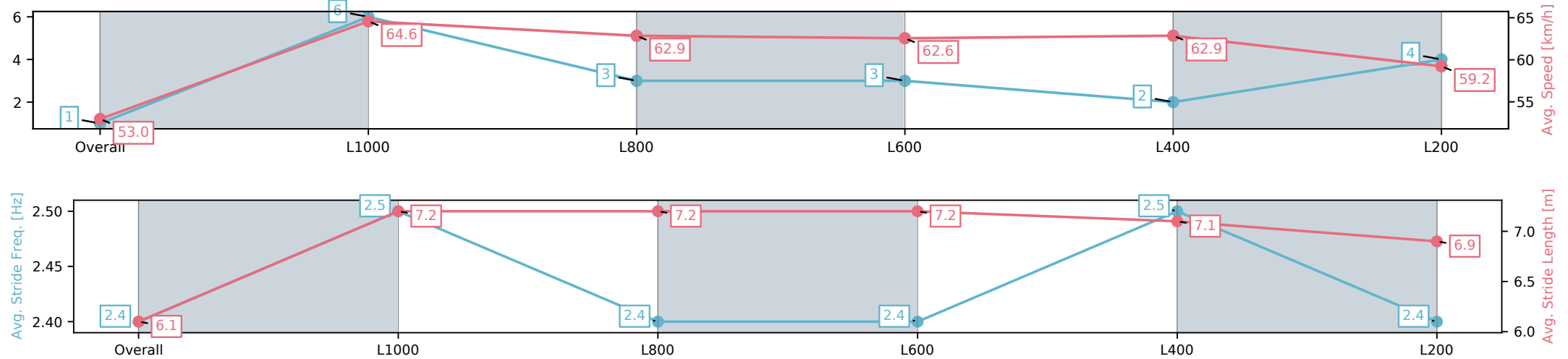
Race 2: Croser Handicap - 1250m

28 June 2025 - 12:08PM

Track Rating: Soft 6, Weather: Overcast, Rail Position: True



Section	Overall	L1000	L800	L600	L400	L200
Section Times	1:15.37[1] (0:17.01)	0:58.36[6] (0:11.35)	0:47.01[3] (0:11.51)	0:35.50[3] (0:11.74)	0:23.76[2] (0:11.61)	0:12.15[4] (0:12.15)
Average Speed [km/h]	53.0	64.6	62.9	62.6	62.9	59.2
Top Speed [km/h]	66.1	66.2	63.9	63.7	63.7	62.5
Avg. Dist. to Rail [m]	6.4	3.3	2.2	3.6	6.1	7.4
Avg. Stride Freq. [Hz]	2.4	2.5	2.4	2.4	2.5	2.4
Avg. Stride Length [m]	6.1	7.2	7.2	7.2	7.1	6.9



[] Ranking at each section and finish
-:-:- No data available at this section
NA No data available

Horse/Jockey Name	COLMAR/Margaret Collett
Finish Rank	2
Fastest Section Time (Section)	0:11.56 (L200)
Top Speed [km/h] (Section)	66.9 (Overall)
Race State	Finished



Morphettville Parks-Professional-2025-06-28

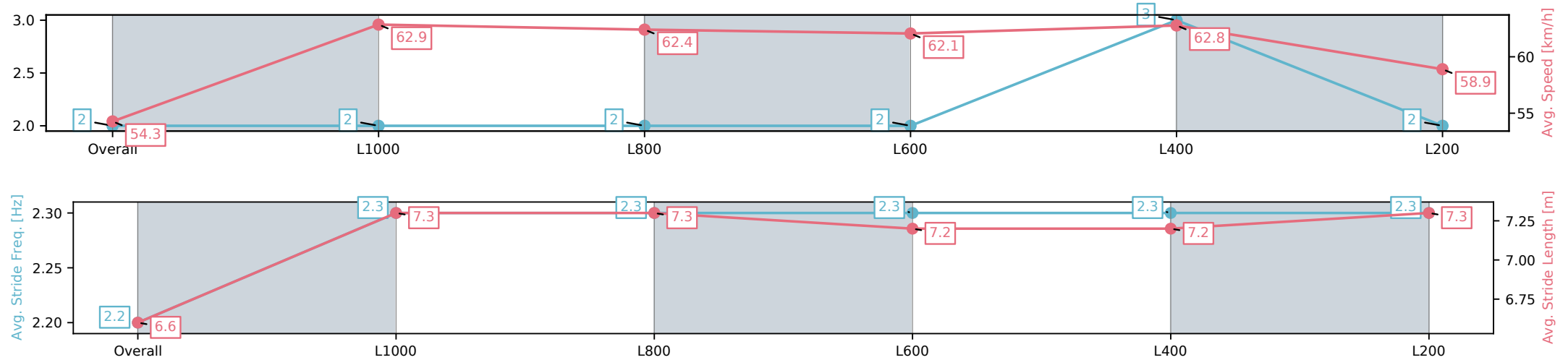
Race 2: Croser Handicap - 1250m

28 June 2025 - 12:08PM

Track Rating: Soft 6, Weather: Overcast, Rail Position: True



Section	Overall	L1000	L800	L600	L400	L200
Section Times	1:15.40[2] (0:16.62)	0:58.78[2] (0:11.62)	0:47.16[2] (0:11.61)	0:35.55[2] (0:11.76)	0:23.79[3] (0:11.56)	0:12.22[2] (0:12.22)
Average Speed [km/h]	54.3	62.9	62.4	62.1	62.8	58.9
Top Speed [km/h]	66.9	64.5	63.3	63.0	63.2	61.9
Avg. Dist. to Rail [m]	6.3	2.9	2.4	2.7	3.4	3.5
Avg. Stride Freq. [Hz]	2.2	2.3	2.3	2.3	2.3	2.3
Avg. Stride Length [m]	6.6	7.3	7.3	7.2	7.2	7.3



[] Ranking at each section and finish
-:-:- No data available at this section
NA No data available

Horse/Jockey Name	BOUNCING BEYOND/Jason Holder
Finish Rank	3
Fastest Section Time (Section)	0:11.39 (L600)
Top Speed [km/h] (Section)	65.0 (L600)
Race State	Finished



Morphettville Parks-Professional-2025-06-28

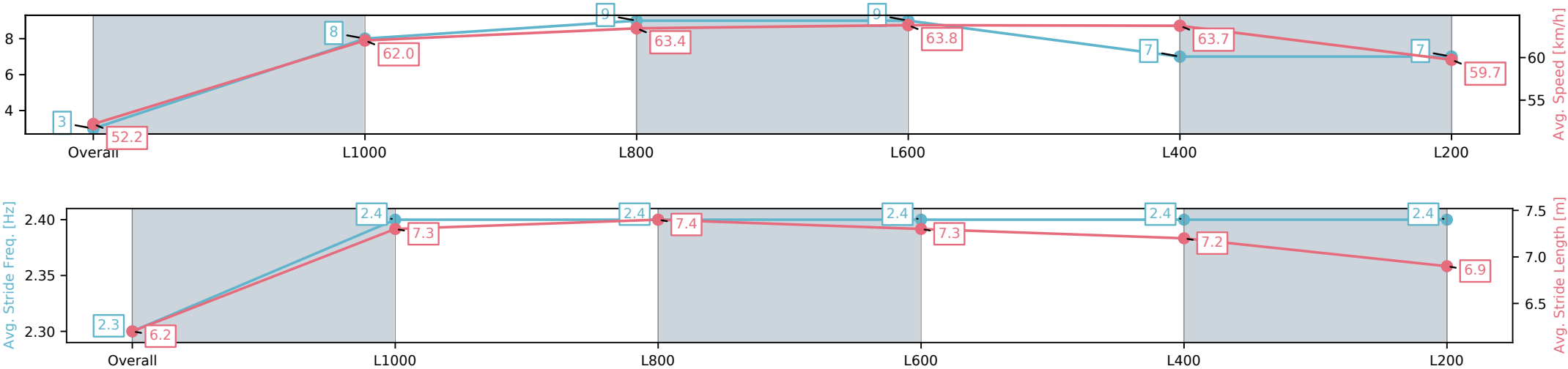
Race 2: Croser Handicap - 1250m

28 June 2025 - 12:08PM

Track Rating: Soft 6, Weather: Overcast, Rail Position: True



Section	Overall	L1000	L800	L600	L400	L200
Section Times	1:15.46[3] (0:17.28)	0:58.18[8] (0:11.78)	0:46.40[9] (0:11.39)	0:35.01[9] (0:11.52)	0:23.49[7] (0:11.45)	0:12.04[7] (0:12.04)
Average Speed [km/h]	52.2	62.0	63.4	63.8	63.7	59.7
Top Speed [km/h]	63.6	62.9	64.7	64.8	65.0	63.2
Avg. Dist. to Rail [m]	7.4	2.5	1.7	3.8	6.1	7.0
Avg. Stride Freq. [Hz]	2.3	2.4	2.4	2.4	2.4	2.4
Avg. Stride Length [m]	6.2	7.3	7.4	7.3	7.2	6.9



[] Ranking at each section and finish
-:-:- No data available at this section
NA No data available

Horse/Jockey Name	MYSTIC WONDER/Teagan Voorham
Finish Rank	4
Fastest Section Time (Section)	0:11.28 (L200)
Top Speed [km/h] (Section)	65.9 (L600)
Race State	Finished



Morphettville Parks-Professional-2025-06-28

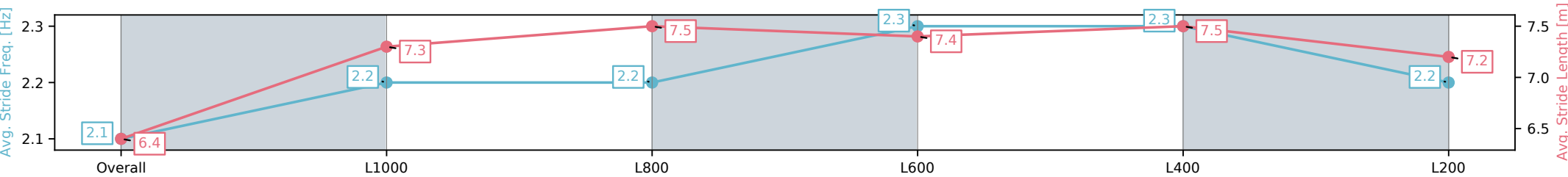
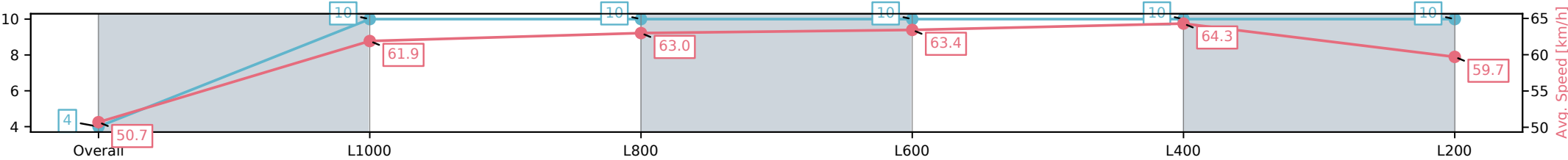
Race 2: Croser Handicap - 1250m

28 June 2025 - 12:08PM

Track Rating: Soft 6, Weather: Overcast, Rail Position: True



Section	Overall	L1000	L800	L600	L400	L200
Section Times	1:15.57[4] (0:17.78)	0:57.79[10] (0:11.64)	0:46.15[10] (0:11.40)	0:34.75[10] (0:11.39)	0:23.36[10] (0:11.28)	0:12.07[10] (0:12.07)
Average Speed [km/h]	50.7	61.9	63.0	63.4	64.3	59.7
Top Speed [km/h]	63.6	63.5	64.2	64.6	65.9	62.7
Avg. Dist. to Rail [m]	3.8	0.7	0.8	1.2	5.2	5.9
Avg. Stride Freq. [Hz]	2.1	2.2	2.2	2.3	2.3	2.2
Avg. Stride Length [m]	6.4	7.3	7.5	7.4	7.5	7.2



- [] Ranking at each section and finish
- :-:- No data available at this section
- NA No data available

Horse/Jockey Name	TRIPOD TERROR/Matthew Chadwick
Finish Rank	5
Fastest Section Time (Section)	0:11.46 (L600)
Top Speed [km/h] (Section)	64.3 (L1000)
Race State	Finished



Morphettville Parks-Professional-2025-06-28

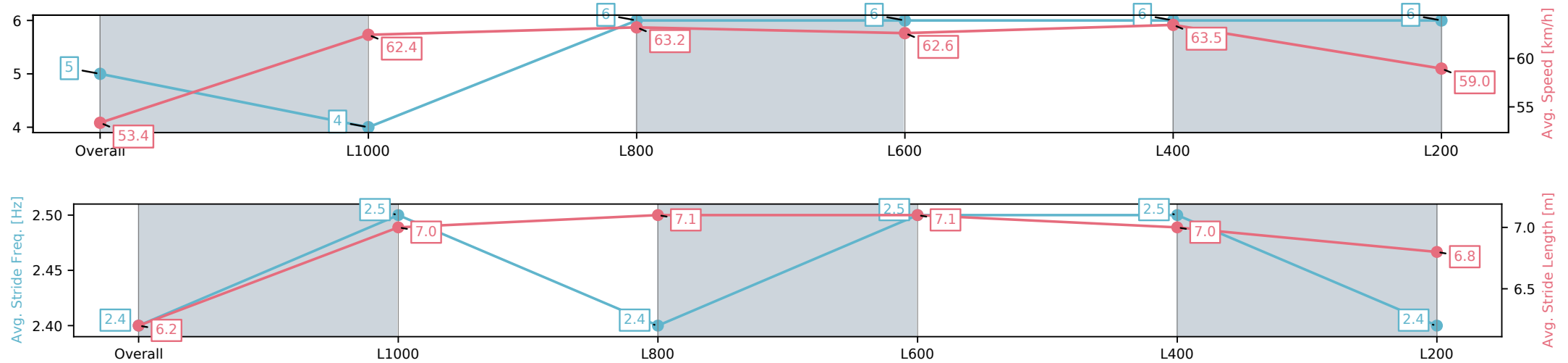
Race 2: Croser Handicap - 1250m

28 June 2025 - 12:08PM

Track Rating: Soft 6, Weather: Overcast, Rail Position: True



Section	Overall	L1000	L800	L600	L400	L200
Section Times	1:15.59[5] (0:16.89)	0:58.70[4] (0:11.78)	0:46.92[6] (0:11.46)	0:35.46[6] (0:11.78)	0:23.68[6] (0:11.47)	0:12.21[6] (0:12.21)
Average Speed [km/h]	53.4	62.4	63.2	62.6	63.5	59.0
Top Speed [km/h]	63.9	64.1	64.3	63.5	64.2	63.3
Avg. Dist. to Rail [m]	4.9	3.8	3.1	4.1	5.8	6.7
Avg. Stride Freq. [Hz]	2.4	2.5	2.4	2.5	2.5	2.4
Avg. Stride Length [m]	6.2	7.0	7.1	7.1	7.0	6.8



[] Ranking at each section and finish
-:-:- No data available at this section
NA No data available

Horse/Jockey Name	DREAMS FULFILLED/Ben Price
Finish Rank	6
Fastest Section Time (Section)	0:11.51 (L600)
Top Speed [km/h] (Section)	63.9 (Overall)
Race State	Finished



Morphettville Parks-Professional-2025-06-28

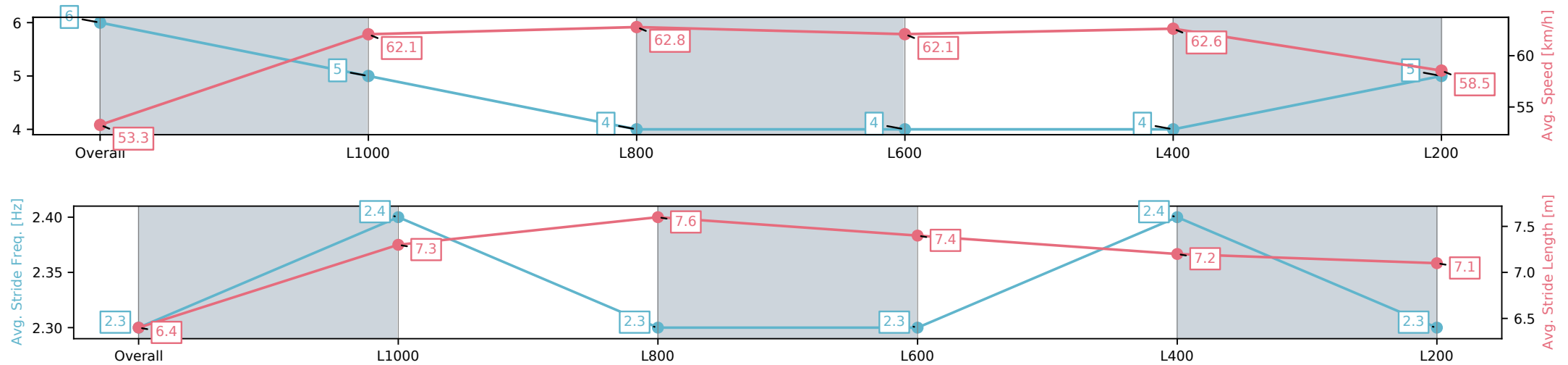
Race 2: Croser Handicap - 1250m

28 June 2025 - 12:08PM

Track Rating: Soft 6, Weather: Overcast, Rail Position: True



Section	Overall	L1000	L800	L600	L400	L200
Section Times	1:15.61[6] (0:16.91)	0:58.70[5] (0:11.64)	0:47.06[4] (0:11.51)	0:35.55[4] (0:11.74)	0:23.81[4] (0:11.51)	0:12.30[5] (0:12.30)
Average Speed [km/h]	53.3	62.1	62.8	62.1	62.6	58.5
Top Speed [km/h]	63.9	63.9	63.8	62.8	63.7	61.9
Avg. Dist. to Rail [m]	1.2	1.0	1.3	2.3	1.0	1.9
Avg. Stride Freq. [Hz]	2.3	2.4	2.3	2.3	2.4	2.3
Avg. Stride Length [m]	6.4	7.3	7.6	7.4	7.2	7.1



[] Ranking at each section and finish
-:-:- No data available at this section
NA No data available

Horse/Jockey Name	PURFECT LINE/Lachlan Neindorf
Finish Rank	7
Fastest Section Time (Section)	0:11.42 (L200)
Top Speed [km/h] (Section)	64.8 (L600)
Race State	Finished



Morphettville Parks-Professional-2025-06-28

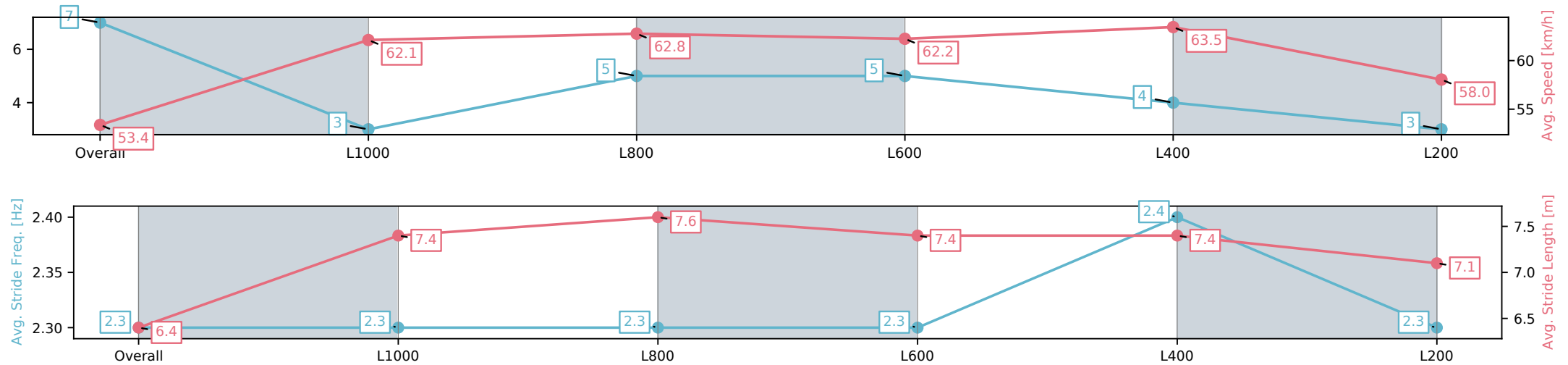
Race 2: Crosier Handicap - 1250m

28 June 2025 - 12:08PM

Track Rating: Soft 6, Weather: Overcast, Rail Position: True



Section	Overall	L1000	L800	L600	L400	L200
Section Times	1:15.64[7] (0:16.89)	0:58.75[3] (0:11.71)	0:47.04[5] (0:11.51)	0:35.53[5] (0:11.69)	0:23.84[4] (0:11.42)	0:12.42[3] (0:12.42)
Average Speed [km/h]	53.4	62.1	62.8	62.2	63.5	58.0
Top Speed [km/h]	62.3	63.4	64.1	64.7	64.8	61.3
Avg. Dist. to Rail [m]	3.2	2.1	1.6	2.0	4.0	4.0
Avg. Stride Freq. [Hz]	2.3	2.3	2.3	2.3	2.4	2.3
Avg. Stride Length [m]	6.4	7.4	7.6	7.4	7.4	7.1



[] Ranking at each section and finish
-:-:- No data available at this section
NA No data available

Horse/Jockey Name	ENUFF SEDUCTION/Todd Pannell
Finish Rank	8
Fastest Section Time (Section)	0:11.30 (L200)
Top Speed [km/h] (Section)	65.3 (L600)
Race State	Finished



Morphettville Parks-Professional-2025-06-28

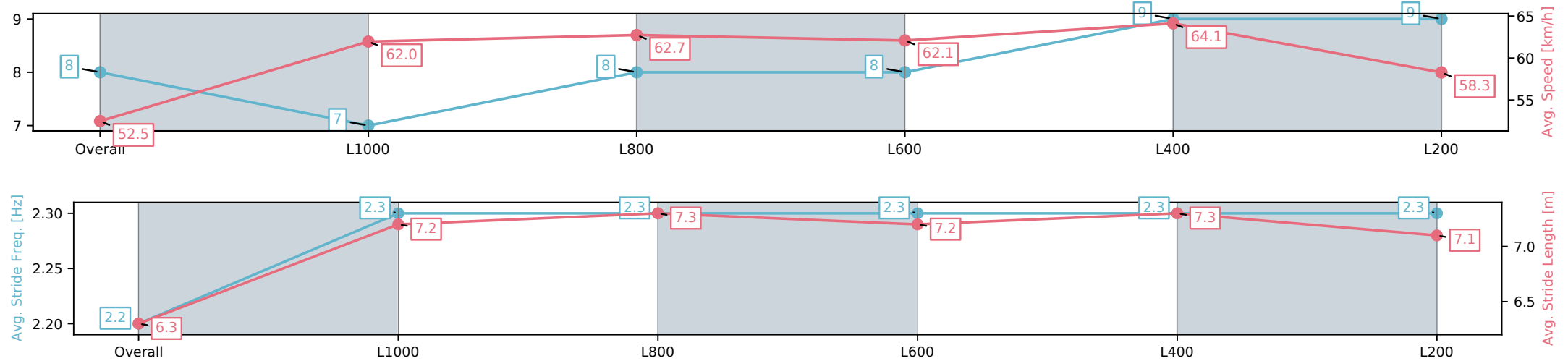
Race 2: Crosier Handicap - 1250m

28 June 2025 - 12:08PM

Track Rating: Soft 6, Weather: Overcast, Rail Position: True



Section	Overall	L1000	L800	L600	L400	L200
Section Times	1:15.81[8] (0:17.16)	0:58.65[7] (0:11.76)	0:46.89[8] (0:11.52)	0:35.37[8] (0:11.72)	0:23.65[9] (0:11.30)	0:12.35[9] (0:12.35)
Average Speed [km/h]	52.5	62.0	62.7	62.1	64.1	58.3
Top Speed [km/h]	62.6	63.4	63.9	63.9	65.3	61.7
Avg. Dist. to Rail [m]	3.9	2.2	1.7	2.0	3.6	4.6
Avg. Stride Freq. [Hz]	2.2	2.3	2.3	2.3	2.3	2.3
Avg. Stride Length [m]	6.3	7.2	7.3	7.2	7.3	7.1



[] Ranking at each section and finish
-:-:- No data available at this section
NA No data available

Horse/Jockey Name	THE SPRINKLER/Jake Toeroek
Finish Rank	9
Fastest Section Time (Section)	0:11.43 (L200)
Top Speed [km/h] (Section)	63.9 (L600)
Race State	Finished



Morphettville Parks-Professional-2025-06-28

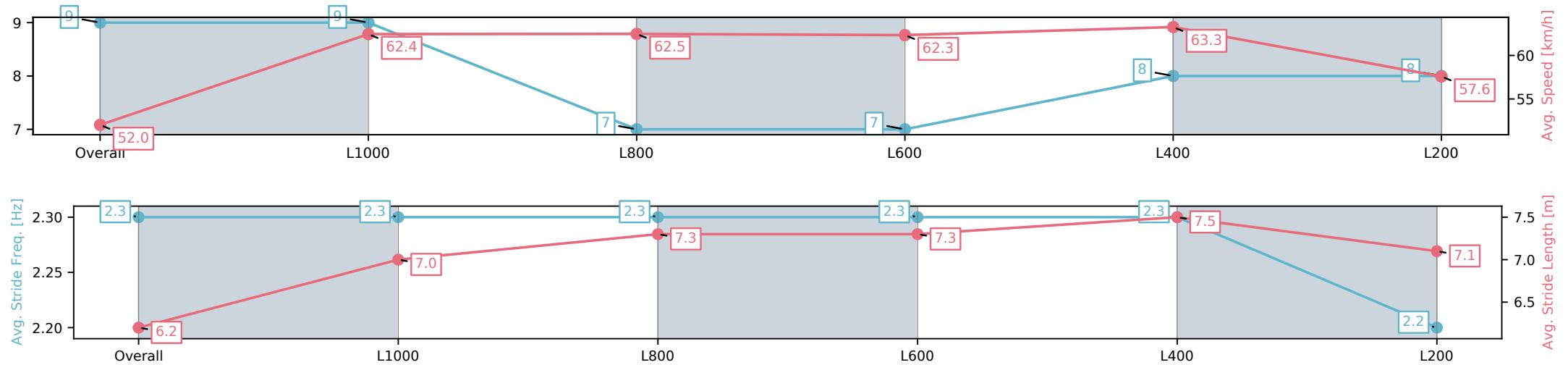
Race 2: Croser Handicap - 1250m

28 June 2025 - 12:08PM

Track Rating: Soft 6, Weather: Overcast, Rail Position: True



Section	Overall	L1000	L800	L600	L400	L200
Section Times	1:15.94[9] (0:17.34)	0:58.60[9] (0:11.56)	0:47.04[7] (0:11.52)	0:35.52[7] (0:11.59)	0:23.93[8] (0:11.43)	0:12.50[8] (0:12.50)
Average Speed [km/h]	52.0	62.4	62.5	62.3	63.3	57.6
Top Speed [km/h]	63.1	63.1	63.4	63.1	63.9	61.0
Avg. Dist. to Rail [m]	5.4	0.5	0.2	0.9	2.2	2.8
Avg. Stride Freq. [Hz]	2.3	2.3	2.3	2.3	2.3	2.2
Avg. Stride Length [m]	6.2	7.0	7.3	7.3	7.5	7.1



[] Ranking at each section and finish
-:-:- No data available at this section
NA No data available

Horse/Jockey Name	ESQUEL/Linda Meech
Finish Rank	10
Fastest Section Time (Section)	0:11.56 (L800)
Top Speed [km/h] (Section)	64.8 (Overall)
Race State	Finished



Morphettville Parks-Professional-2025-06-28

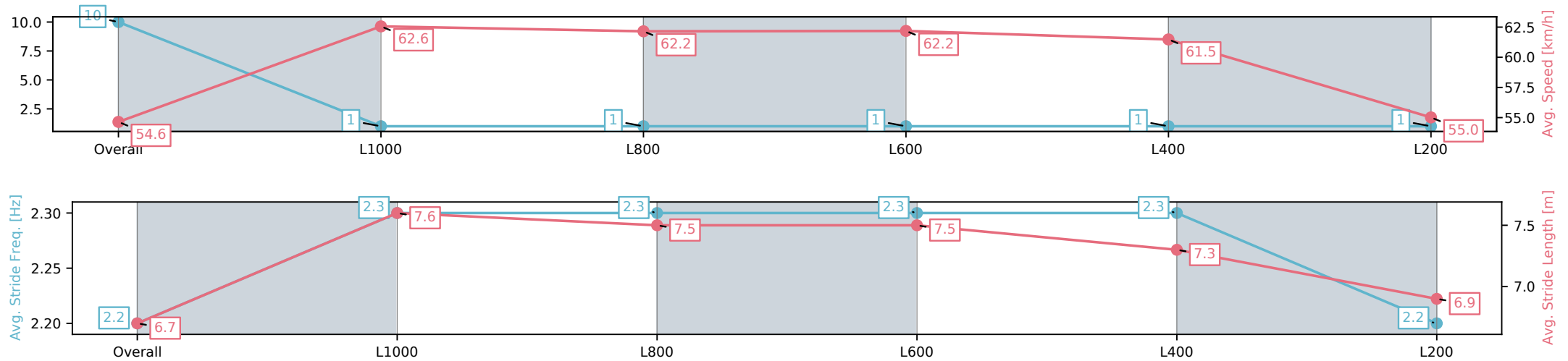
Race 2: Croser Handicap - 1250m

28 June 2025 - 12:08PM

Track Rating: Soft 6, Weather: Overcast, Rail Position: True



Section	Overall	L1000	L800	L600	L400	L200
Section Times	1:16.23[10] (0:16.48)	0:59.75[1] (0:11.56)	0:48.18[1] (0:11.62)	0:36.56[1] (0:11.68)	0:24.88[1] (0:11.78)	0:13.10[1] (0:13.10)
Average Speed [km/h]	54.6	62.6	62.2	62.2	61.5	55.0
Top Speed [km/h]	64.8	64.4	63.0	63.5	63.3	59.3
Avg. Dist. to Rail [m]	4.5	1.2	1.0	1.8	2.5	2.6
Avg. Stride Freq. [Hz]	2.2	2.3	2.3	2.3	2.3	2.2
Avg. Stride Length [m]	6.7	7.6	7.5	7.5	7.3	6.9



[] Ranking at each section and finish
-:-:- No data available at this section
NA No data available