



# Morphettville Parks-Professional-2025-06-28

## Race 1: Dominant Handicap - 1250m

28 June 2025 - 11:33AM

Track Rating: Soft 6, Weather: Overcast, Rail Position: True



### Section

### Field Times

Overall

1:15.78

(0:16.60)

L1000

0:59.18

(0:11.84)

L800

0:47.33

(0:12.00)

L600

0:35.34

(0:11.91)

L400

0:23.43

(0:11.88)

L200

0:11.55

(0:11.55)

Position	#	Horse/Jockey	Barrier	Top Speed [km/h]	Fastest Section	First 400m	Overall	L1000	L800	L600	L400	L200	Margin	Distance Travelled From Winner [m]
1	10	NICISH	6	65.5	0:11.54	0:25.93	1:15.78	0:58.86 [4]	0:46.86 [5]	0:34.97 [5]	0:23.10 [5]	0:11.54 [2]	1:15.78	
		Lachlan Neindorf		600-400	200-0		(0:16.92)	(0:12.00)	(0:11.89)	(0:11.87)	(0:11.56)	(0:11.54)		
2	2	EVEN SHARPER	2	65.4	0:11.61	0:26.01	1:16.05	0:58.91 [7]	0:47.05 [7]	0:35.21 [6]	0:23.23 [6]	0:11.62 [5]	1.8L	+0
		Jason Holder		1400-1200	400-200		(0:17.14)	(0:11.86)	(0:11.84)	(0:11.98)	(0:11.61)	(0:11.62)		
3	1	ANOTHERHOUSE	1	63.0	0:11.80	0:25.83	1:16.34	0:59.33 [5]	0:47.53 [3]	0:35.69 [3]	0:23.77 [3]	0:11.85 [7]	3.79L	-3
		Todd Pannell		1400-1200	1000-800		(0:17.01)	(0:11.80)	(0:11.84)	(0:11.92)	(0:11.92)	(0:11.85)		
4	4	HIGH GARDEN	5	63.2	0:11.64	0:26.18	1:16.39	0:59.22 [8]	0:47.18 [8]	0:35.32 [9]	0:23.57 [7]	0:11.93 [6]	4.15L	+3
		Jake Toeroek		1400-1200	400-200		(0:17.17)	(0:12.04)	(0:11.86)	(0:11.75)	(0:11.64)	(0:11.93)		
5	6	ANGEL TORQUE	9	64.8	0:11.70	0:26.30	1:16.61	0:59.15 [10]	0:47.31 [9]	0:35.57 [8]	0:23.73 [8]	0:12.03 [8]	5.68L	+0
		Emily Finnegan		1400-1200	400-200		(0:17.46)	(0:11.84)	(0:11.74)	(0:11.84)	(0:11.70)	(0:12.03)		
6	7	DODD	10	63.4	0:11.75	0:25.88	1:16.64	0:59.54 [6]	0:47.72 [6]	0:35.89 [4]	0:24.02 [4]	0:12.27 [4]	5.86L	+6
		Ben Price		1400-1200	400-200		(0:17.10)	(0:11.82)	(0:11.83)	(0:11.87)	(0:11.75)	(0:12.27)		
7	11	ASTROMANCER	3	64.4	0:11.84	0:25.48	1:16.69	1:00.09 [1]	0:48.25 [1]	0:36.25 [1]	0:24.34 [1]	0:12.46 [1]	6.21L	-2
		Justin Potter		1400-1200	1000-800		(0:16.60)	(0:11.84)	(0:12.00)	(0:11.91)	(0:11.88)	(0:12.46)		
8	3	PRODIGAL LAD	7	64.0	0:11.60	0:26.33	1:16.89	0:59.47 [9]	0:47.50 [10]	0:35.52 [11]	0:23.68 [9]	0:12.08 [9]	7.55L	+4
		Margaret Collett		800-600	400-200		(0:17.42)	(0:11.97)	(0:11.98)	(0:11.84)	(0:11.60)	(0:12.08)		
9	13	SADLER'S SONG	11	63.7	0:11.60	0:26.41	1:16.89	0:59.36 [11]	0:47.42 [11]	0:35.53 [10]	0:23.67 [10]	0:12.07 [10]	7.56L	+5
		Rochelle Milnes		800-600	400-200		(0:17.53)	(0:11.94)	(0:11.89)	(0:11.86)	(0:11.60)	(0:12.07)		
10	5	QUANAH	8	64.1	0:11.83	0:25.52	1:17.01	1:00.32 [2]	0:48.49 [2]	0:36.52 [2]	0:24.54 [2]	0:12.65 [3]	8.4L	+3
		Caitlin Tootell		1400-1200	1000-800		(0:16.69)	(0:11.83)	(0:11.97)	(0:11.98)	(0:11.89)	(0:12.65)		

Scratched: Political Promise (#8), Savatoff (#9)

Did Not Finish: She Sparkles (#12)

Horse/Jockey Name	NICISH/Lachlan Neindorf
Finish Rank	1
Fastest Section Time (Section)	0:11.54 (L0)
Top Speed [km/h] (Section)	65.5 (L400)
Race State	Finished



Morphettville Parks-Professional-2025-06-28

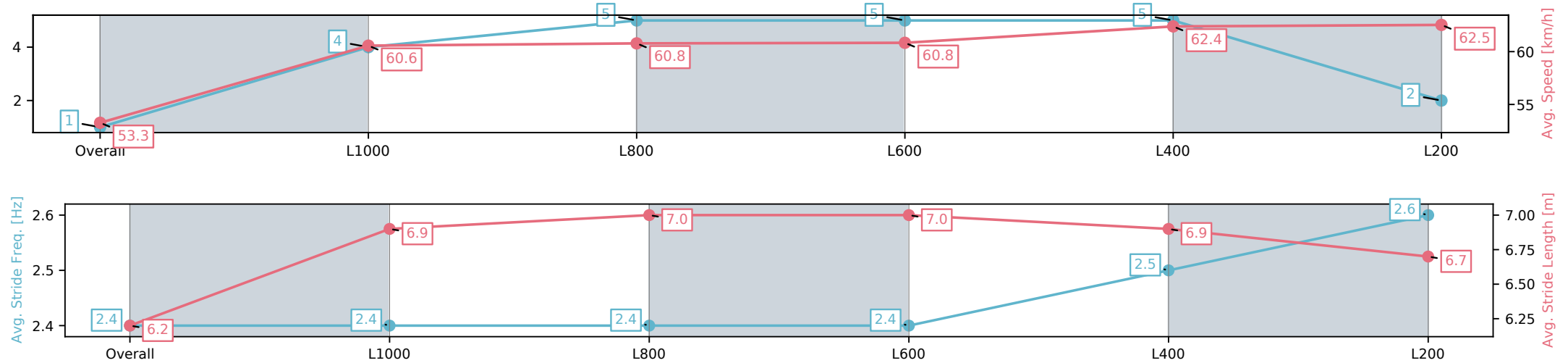
Race 1: Dominant Handicap - 1250m

28 June 2025 - 11:33AM

Track Rating: Soft 6, Weather: Overcast, Rail Position: True



Section	Overall	L1000	L800	L600	L400	L200
Section Times	1:15.78[1] (0:16.92)	0:58.86[4] (0:12.00)	0:46.86[5] (0:11.89)	0:34.97[5] (0:11.87)	0:23.10[5] (0:11.56)	0:11.54[2] (0:11.54)
Average Speed [km/h]	53.3	60.6	60.8	60.8	62.4	62.5
Top Speed [km/h]	62.9	61.8	62.2	61.4	64.9	65.5
Avg. Dist. to Rail [m]	5.0	1.9	1.3	0.8	2.7	5.7
Avg. Stride Freq. [Hz]	2.4	2.4	2.4	2.4	2.5	2.6
Avg. Stride Length [m]	6.2	6.9	7.0	7.0	6.9	6.7



[ ] Ranking at each section and finish  
-:-:- No data available at this section  
NA No data available

Horse/Jockey Name	EVEN SHARPER/Jason Holder
Finish Rank	2
Fastest Section Time (Section)	0:11.61 (L200)
Top Speed [km/h] (Section)	65.4 (Overall)
Race State	Finished



Morphettville Parks-Professional-2025-06-28

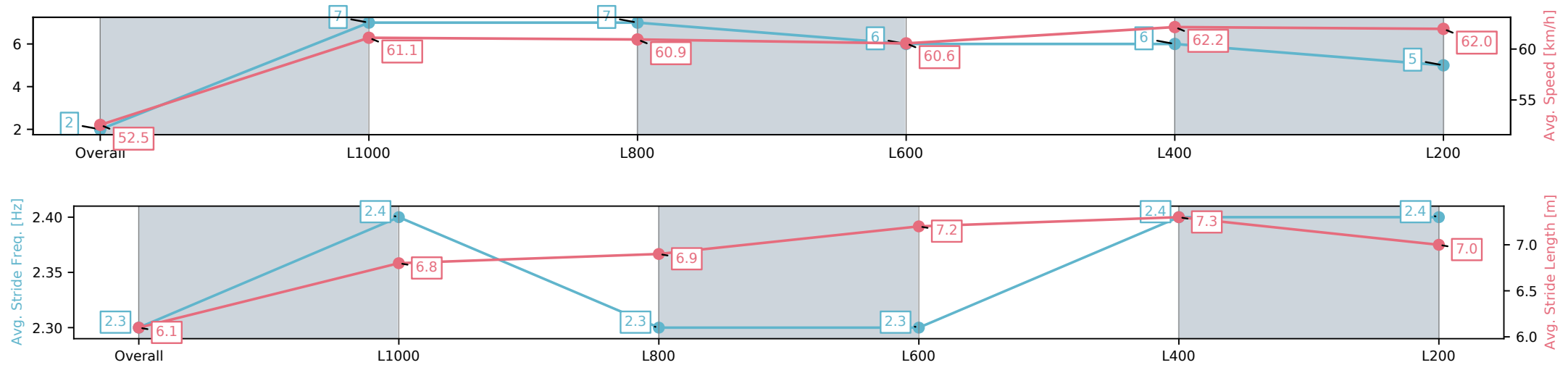
Race 1: Dominant Handicap - 1250m

28 June 2025 - 11:33AM

Track Rating: Soft 6, Weather: Overcast, Rail Position: True



Section	Overall	L1000	L800	L600	L400	L200
Section Times	1:16.05[2] (0:17.14)	0:58.91[7] (0:11.86)	0:47.05[7] (0:11.84)	0:35.21[6] (0:11.98)	0:23.23[6] (0:11.61)	0:11.62[5] (0:11.62)
Average Speed [km/h]	52.5	61.1	60.9	60.6	62.2	62.0
Top Speed [km/h]	65.4	62.0	61.9	61.1	63.9	63.8
Avg. Dist. to Rail [m]	2.5	1.2	1.0	1.2	2.1	3.4
Avg. Stride Freq. [Hz]	2.3	2.4	2.3	2.3	2.4	2.4
Avg. Stride Length [m]	6.1	6.8	6.9	7.2	7.3	7.0



[ ] Ranking at each section and finish  
-:-:- No data available at this section  
NA No data available

Horse/Jockey Name	ANOTHERHOUSE/Todd Pannell
Finish Rank	3
Fastest Section Time (Section)	0:11.80 (L800)
Top Speed [km/h] (Section)	63.0 (Overall)
Race State	Finished



Morphettville Parks-Professional-2025-06-28

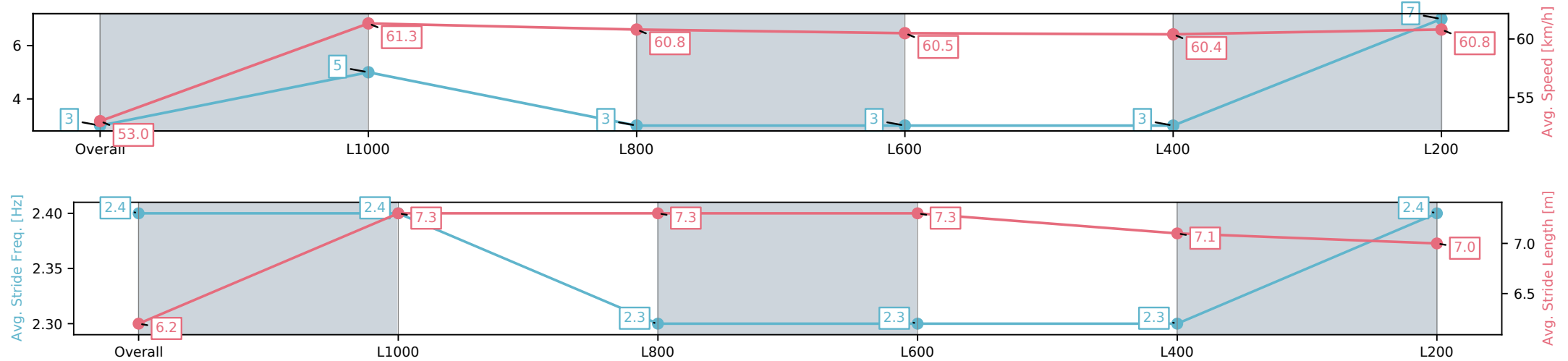
Race 1: Dominant Handicap - 1250m

28 June 2025 - 11:33AM

Track Rating: Soft 6, Weather: Overcast, Rail Position: True



Section	Overall	L1000	L800	L600	L400	L200
Section Times	1:16.34[3] (0:17.01)	0:59.33[5] (0:11.80)	0:47.53[3] (0:11.84)	0:35.69[3] (0:11.92)	0:23.77[3] (0:11.92)	0:11.85[7] (0:11.85)
Average Speed [km/h]	53.0	61.3	60.8	60.5	60.4	60.8
Top Speed [km/h]	63.0	62.7	61.7	61.2	62.1	62.5
Avg. Dist. to Rail [m]	2.4	1.1	0.2	0.3	0.9	1.3
Avg. Stride Freq. [Hz]	2.4	2.4	2.3	2.3	2.3	2.4
Avg. Stride Length [m]	6.2	7.3	7.3	7.3	7.1	7.0



[ ] Ranking at each section and finish  
-:-:- No data available at this section  
NA No data available

Horse/Jockey Name	HIGH GARDEN/Jake Toeroek
Finish Rank	4
Fastest Section Time (Section)	0:11.64 (L200)
Top Speed [km/h] (Section)	63.2 (Overall)
Race State	Finished



Morphettville Parks-Professional-2025-06-28

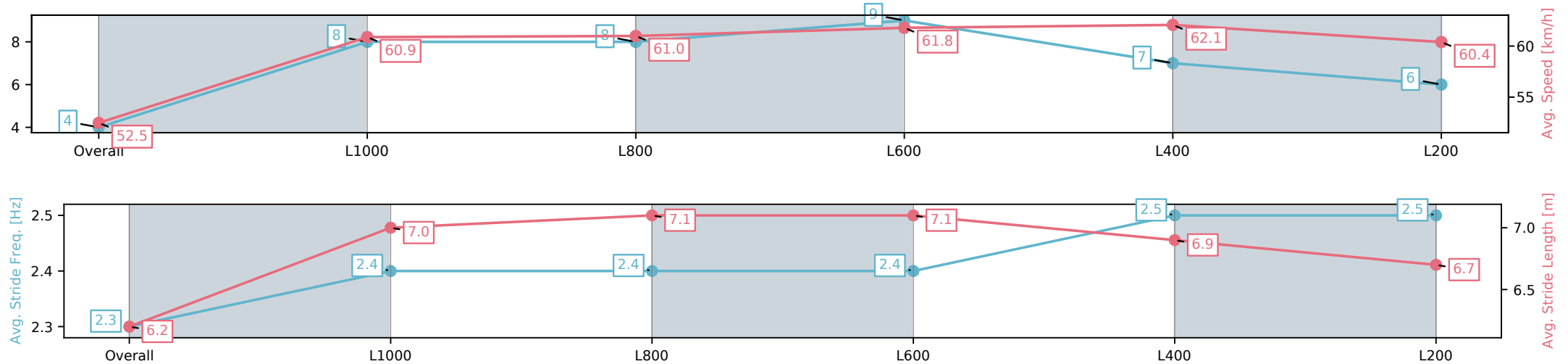
Race 1: Dominant Handicap - 1250m

28 June 2025 - 11:33AM

Track Rating: Soft 6, Weather: Overcast, Rail Position: True



Section	Overall	L1000	L800	L600	L400	L200
Section Times	1:16.39[4] (0:17.17)	0:59.22[8] (0:12.04)	0:47.18[8] (0:11.86)	0:35.32[9] (0:11.75)	0:23.57[7] (0:11.64)	0:11.93[6] (0:11.93)
Average Speed [km/h]	52.5	60.9	61.0	61.8	62.1	60.4
Top Speed [km/h]	63.2	62.3	61.6	62.0	62.8	62.9
Avg. Dist. to Rail [m]	4.9	3.4	2.9	1.5	3.4	6.4
Avg. Stride Freq. [Hz]	2.3	2.4	2.4	2.4	2.5	2.5
Avg. Stride Length [m]	6.2	7.0	7.1	7.1	6.9	6.7



[ ] Ranking at each section and finish  
-:-:- No data available at this section  
NA No data available

Horse/Jockey Name	ANGEL TORQUE/Emily Finnegan
Finish Rank	5
Fastest Section Time (Section)	0:11.70 (L200)
Top Speed [km/h] (Section)	64.8 (Overall)
Race State	Finished



Morphettville Parks-Professional-2025-06-28

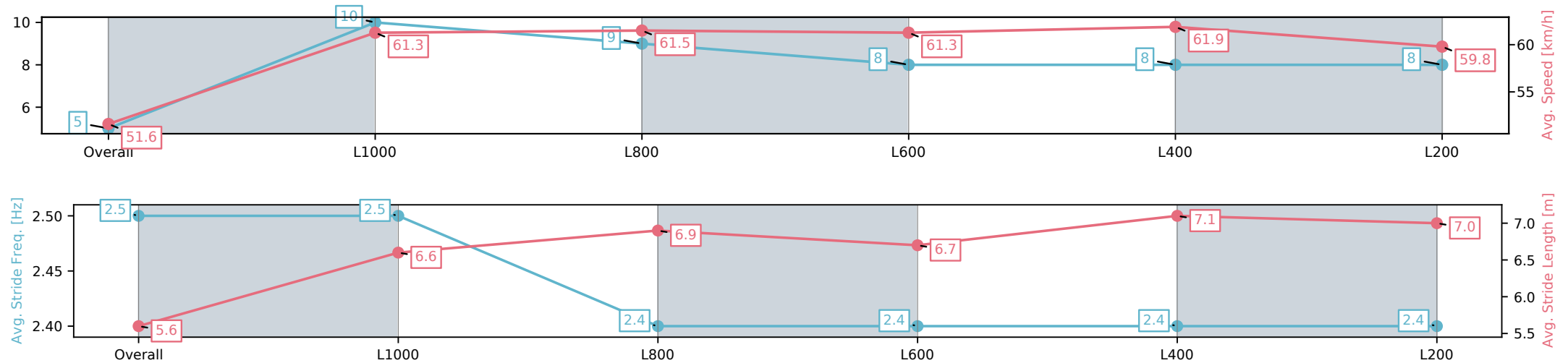
Race 1: Dominant Handicap - 1250m

28 June 2025 - 11:33AM

Track Rating: Soft 6, Weather: Overcast, Rail Position: True



Section	Overall	L1000	L800	L600	L400	L200
Section Times	1:16.61[5] (0:17.46)	0:59.15[10] (0:11.84)	0:47.31[9] (0:11.74)	0:35.57[8] (0:11.84)	0:23.73[8] (0:11.70)	0:12.03[8] (0:12.03)
Average Speed [km/h]	51.6	61.3	61.5	61.3	61.9	59.8
Top Speed [km/h]	64.8	62.1	62.7	62.0	63.7	63.8
Avg. Dist. to Rail [m]	5.2	1.3	1.3	1.6	3.2	5.7
Avg. Stride Freq. [Hz]	2.5	2.5	2.4	2.4	2.4	2.4
Avg. Stride Length [m]	5.6	6.6	6.9	6.7	7.1	7.0



[ ] Ranking at each section and finish  
-:-:- No data available at this section  
NA No data available

Horse/Jockey Name	DODD/Ben Price
Finish Rank	6
Fastest Section Time (Section)	0:11.75 (L200)
Top Speed [km/h] (Section)	63.4 (Overall)
Race State	Finished



Morphettville Parks-Professional-2025-06-28

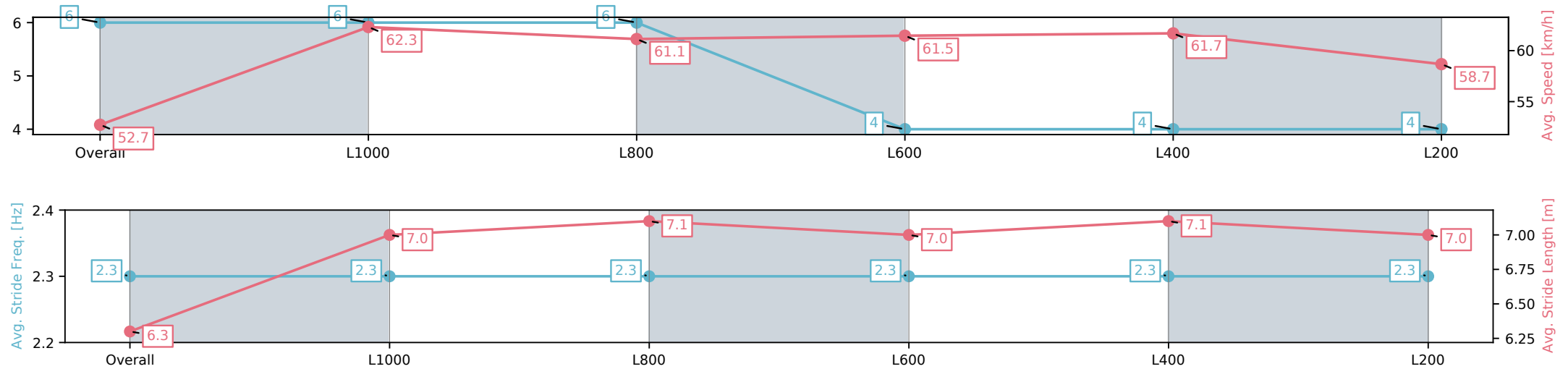
Race 1: Dominant Handicap - 1250m

28 June 2025 - 11:33AM



Track Rating: Soft 6, Weather: Overcast, Rail Position: True

Section	Overall	L1000	L800	L600	L400	L200
Section Times	1:16.64[6] (0:17.10)	0:59.54[6] (0:11.82)	0:47.72[6] (0:11.83)	0:35.89[4] (0:11.87)	0:24.02[4] (0:11.75)	0:12.27[4] (0:12.27)
Average Speed [km/h]	52.7	62.3	61.1	61.5	61.7	58.7
Top Speed [km/h]	62.9	63.4	62.0	62.1	62.4	61.1
Avg. Dist. to Rail [m]	8.1	3.9	2.8	2.4	4.0	6.0
Avg. Stride Freq. [Hz]	2.3	2.3	2.3	2.3	2.3	2.3
Avg. Stride Length [m]	6.3	7.0	7.1	7.0	7.1	7.0



[ ] Ranking at each section and finish  
-:-:- No data available at this section  
NA No data available

Horse/Jockey Name	ASTROMANCER/Justin Potter
Finish Rank	7
Fastest Section Time (Section)	0:11.84 (L800)
Top Speed [km/h] (Section)	64.4 (Overall)
Race State	Finished



Morphettville Parks-Professional-2025-06-28

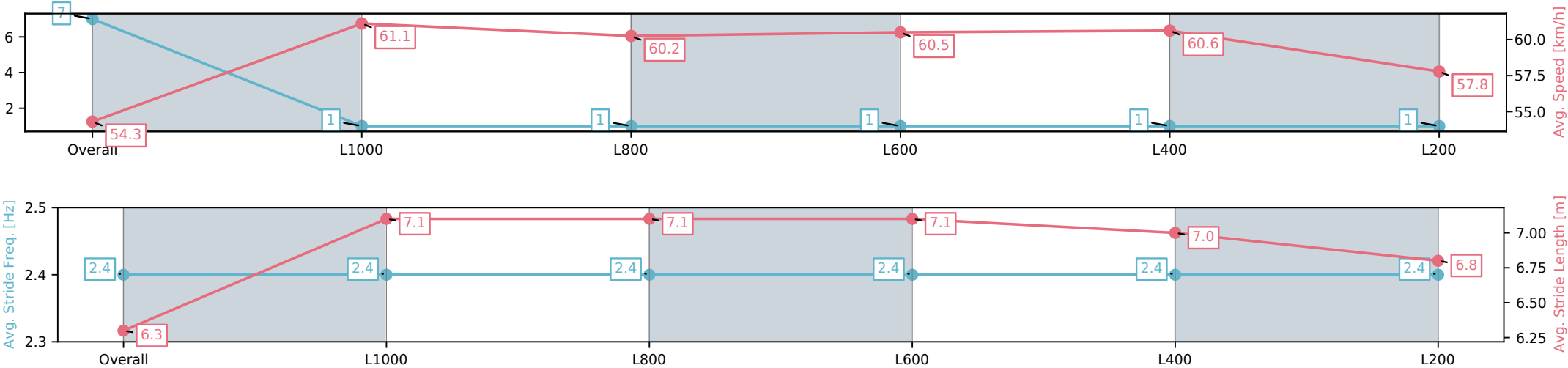
Race 1: Dominant Handicap - 1250m

28 June 2025 - 11:33AM

Track Rating: Soft 6, Weather: Overcast, Rail Position: True



Section	Overall	L1000	L800	L600	L400	L200
Section Times	1:16.69[7] (0:16.60)	1:00.09[1] (0:11.84)	0:48.25[1] (0:12.00)	0:36.25[1] (0:11.91)	0:24.34[1] (0:11.88)	0:12.46[1] (0:12.46)
Average Speed [km/h]	54.3	61.1	60.2	60.5	60.6	57.8
Top Speed [km/h]	64.4	62.7	61.2	61.5	61.2	60.1
Avg. Dist. to Rail [m]	3.9	1.3	1.1	0.3	0.1	1.0
Avg. Stride Freq. [Hz]	2.4	2.4	2.4	2.4	2.4	2.4
Avg. Stride Length [m]	6.3	7.1	7.1	7.1	7.0	6.8



[ ] Ranking at each section and finish  
-:-:- No data available at this section  
NA No data available



Horse/Jockey Name	PRODIGAL LAD/Margaret Collett
Finish Rank	8
Fastest Section Time (Section)	0:11.60 (L200)
Top Speed [km/h] (Section)	64.0 (L600)
Race State	Finished



Morphettville Parks-Professional-2025-06-28

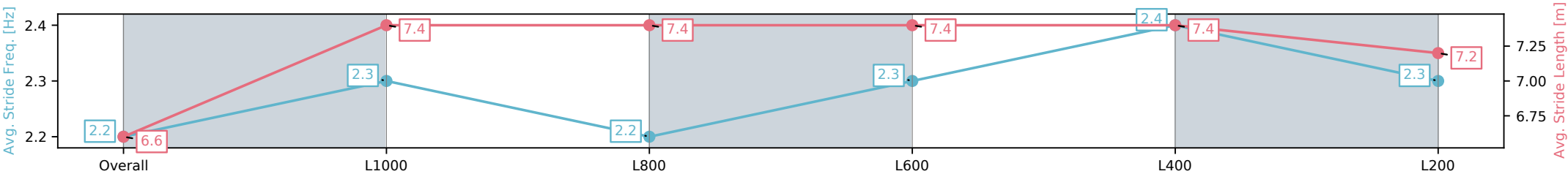
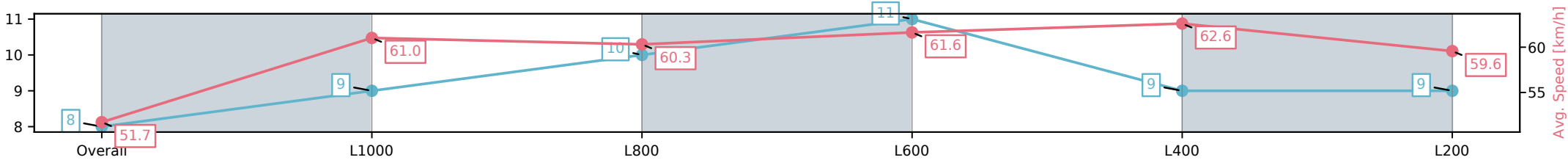
Race 1: Dominant Handicap - 1250m

28 June 2025 - 11:33AM

Track Rating: Soft 6, Weather: Overcast, Rail Position: True



Section	Overall	L1000	L800	L600	L400	L200
Section Times	1:16.89[8] (0:17.42)	0:59.47[9] (0:11.97)	0:47.50[10] (0:11.98)	0:35.52[11] (0:11.84)	0:23.68[9] (0:11.60)	0:12.08[9] (0:12.08)
Average Speed [km/h]	51.7	61.0	60.3	61.6	62.6	59.6
Top Speed [km/h]	61.8	62.5	61.7	62.2	64.0	62.5
Avg. Dist. to Rail [m]	5.9	2.7	2.1	2.2	5.3	8.6
Avg. Stride Freq. [Hz]	2.2	2.3	2.2	2.3	2.4	2.3
Avg. Stride Length [m]	6.6	7.4	7.4	7.4	7.4	7.2



[ ] Ranking at each section and finish  
-:-:- No data available at this section  
NA No data available

Horse/Jockey Name	SADLER'S SONG/Rochelle Milnes
Finish Rank	9
Fastest Section Time (Section)	0:11.60 (L200)
Top Speed [km/h] (Section)	63.7 (L600)
Race State	Finished



Morphettville Parks-Professional-2025-06-28

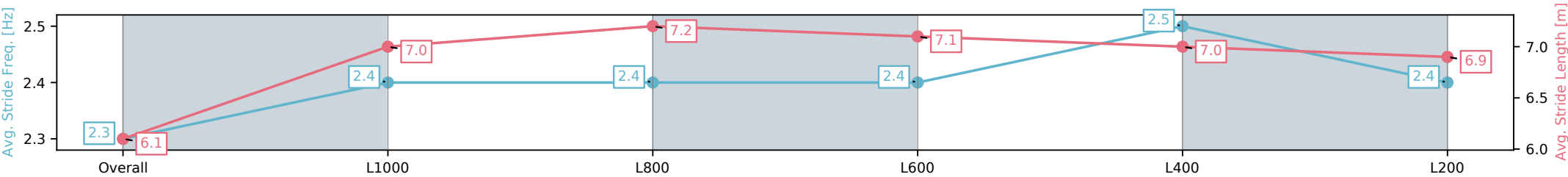
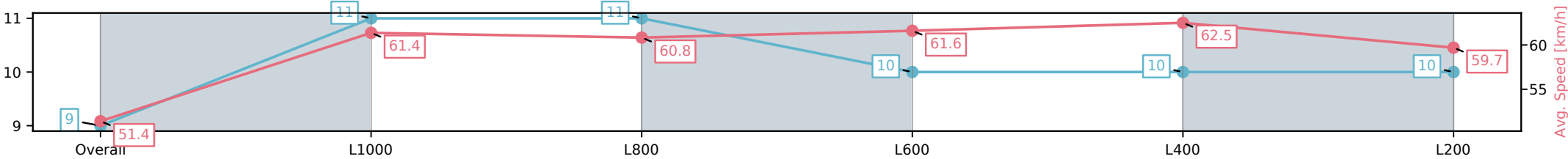
Race 1: Dominant Handicap - 1250m

28 June 2025 - 11:33AM

Track Rating: Soft 6, Weather: Overcast, Rail Position: True



Section	Overall	L1000	L800	L600	L400	L200
Section Times	1:16.89[9] (0:17.53)	0:59.36[11] (0:11.94)	0:47.42[11] (0:11.89)	0:35.53[10] (0:11.86)	0:23.67[10] (0:11.60)	0:12.07[10] (0:12.07)
Average Speed [km/h]	51.4	61.4	60.8	61.6	62.5	59.7
Top Speed [km/h]	62.5	63.1	61.8	62.2	63.7	62.6
Avg. Dist. to Rail [m]	8.4	3.3	2.3	2.5	5.2	9.7
Avg. Stride Freq. [Hz]	2.3	2.4	2.4	2.4	2.5	2.4
Avg. Stride Length [m]	6.1	7.0	7.2	7.1	7.0	6.9



Horse/Jockey Name	QUANAH/Caitlin Tootell
Finish Rank	10
Fastest Section Time (Section)	0:11.83 (L800)
Top Speed [km/h] (Section)	64.1 (Overall)
Race State	Finished



Morphettville Parks-Professional-2025-06-28

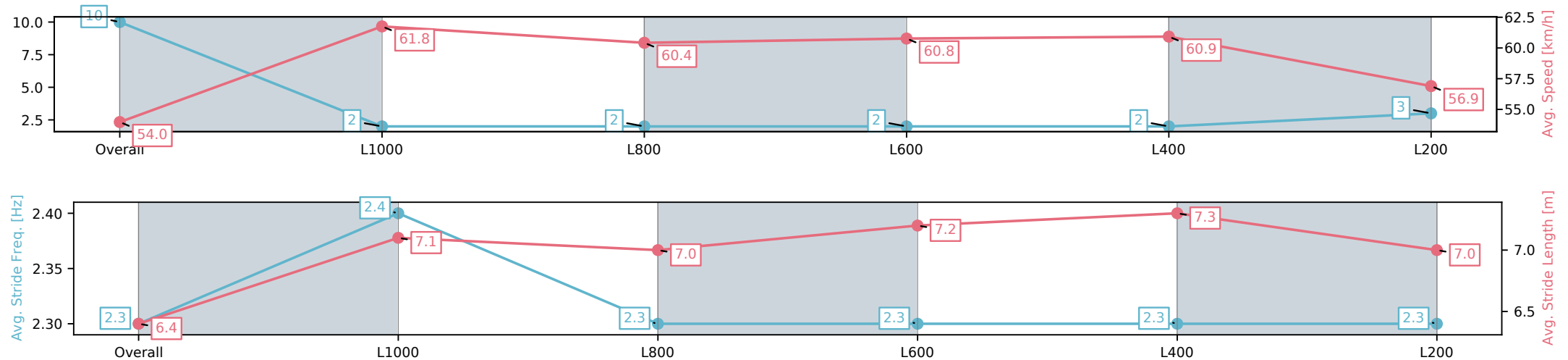
Race 1: Dominant Handicap - 1250m

28 June 2025 - 11:33AM

Track Rating: Soft 6, Weather: Overcast, Rail Position: True



Section	Overall	L1000	L800	L600	L400	L200
Section Times	1:17.01[10] (0:16.69)	1:00.32[2] (0:11.83)	0:48.49[2] (0:11.97)	0:36.52[2] (0:11.98)	0:24.54[2] (0:11.89)	0:12.65[3] (0:12.65)
Average Speed [km/h]	54.0	61.8	60.4	60.8	60.9	56.9
Top Speed [km/h]	64.1	63.9	60.9	61.1	61.7	60.4
Avg. Dist. to Rail [m]	6.9	2.6	2.0	2.0	2.6	3.5
Avg. Stride Freq. [Hz]	2.3	2.4	2.3	2.3	2.3	2.3
Avg. Stride Length [m]	6.4	7.1	7.0	7.2	7.3	7.0



[ ] Ranking at each section and finish  
-:-:- No data available at this section  
NA No data available