



Morphettville-Professional-2025-06-21
Race 9: Adelaide Galvanising Industries Handicap - 1200m
21 June 2025 - 4:25PM



Track Rating: Soft 5, Weather: Fine, Rail Position: +13m 1200m-W/Post, +8m Remainder.
Sectional 617 m

Section Field Times							Overall	L1000	L800	L600	L400	L200		
							1:11.61 (0:13.80)	0:57.81 (0:11.09)	0:46.72 (0:11.42)	0:35.30 (0:11.51)	0:23.80 (0:11.60)	0:12.20 (0:12.20)		
Position	#	Horse/Jockey	Barrier	Top Speed [km/h]	Fastest Section	First 400m							Margin	Distance Travelled From Winner [m]
1	11	VOLTAGE POINT	14	65.9	0:11.03	0:25.25	1:11.61	0:57.39 [8]	0:46.36 [6]	0:34.95 [5]	0:23.40 [3]	0:11.79 [2]	1:11.61	
		Matthew Chadwick		1200-1000	1000-800		(0:14.22)	(0:11.03)	(0:11.41)	(0:11.55)	(0:11.61)	(0:11.79)		
2	2	JACKS ON ICE	2	66.2	0:11.08	0:24.88	1:11.88	0:58.08 [1]	0:47.00 [1]	0:35.58 [1]	0:24.07 [1]	0:12.47 [1]	1.68L	-4
		Alan Lai		1200-1000	1000-800		(0:13.80)	(0:11.08)	(0:11.42)	(0:11.51)	(0:11.60)	(0:12.47)		
3	10	TAP 'N' RUN	8	65.2	0:11.28	0:25.97	1:12.21	0:57.56 [13]	0:46.24 [14]	0:34.72 [14]	0:23.30 [14]	0:12.01 [8]	3.69L	-1
		Manoel Nunes		1200-1000	400-200		(0:14.65)	(0:11.32)	(0:11.52)	(0:11.42)	(0:11.28)	(0:12.01)		
4	4	MOTORACE	1	64.7	0:11.27	0:25.57	1:12.22	0:57.91 [10]	0:46.64 [9]	0:35.21 [9]	0:23.74 [7]	0:12.15 [6]	3.75L	-4
		Todd Pannell		1200-1000	1000-800		(0:14.31)	(0:11.27)	(0:11.43)	(0:11.47)	(0:11.59)	(0:12.15)		
5	16	SWYCHO	13	66.4	0:11.07	0:25.07	1:12.28	0:58.28 [5]	0:47.21 [4]	0:35.67 [3]	0:23.97 [4]	0:12.34 [4]	4.18L	+0
		Caitlin Tootell		1200-1000	1000-800		(0:14.00)	(0:11.07)	(0:11.54)	(0:11.70)	(0:11.63)	(0:12.34)		
6	7	LOVELY LOOKIN'	10	67.2	0:11.09	0:25.03	1:12.29	0:58.35 [2]	0:47.26 [2]	0:35.64 [4]	0:23.95 [5]	0:12.30 [5]	4.25L	-1
		Taylor Johnstone		1200-1000	1000-800		(0:13.94)	(0:11.09)	(0:11.62)	(0:11.69)	(0:11.65)	(0:12.30)		
7	12	YASUKE	7	67.3	0:11.18	0:25.61	1:12.31	0:57.88 [12]	0:46.70 [10]	0:35.08 [10]	0:23.43 [13]	0:12.06 [11]	4.31L	+3
		Rochelle Milnes		1200-1000	1000-800		(0:14.43)	(0:11.18)	(0:11.62)	(0:11.65)	(0:11.37)	(0:12.06)		
8	14	STARLITE VALLEY	11	66.7	0:11.04	0:25.03	1:12.37	0:58.38 [4]	0:47.34 [3]	0:35.89 [2]	0:24.19 [2]	0:12.54 [3]	4.74L	-1
		Justin Potter		1200-1000	1000-800		(0:13.99)	(0:11.04)	(0:11.45)	(0:11.70)	(0:11.65)	(0:12.54)		
9	1	ALPINE FLYER	12	67.5	0:11.21	0:25.87	1:12.61	0:57.95 [14]	0:46.74 [13]	0:35.26 [13]	0:23.75 [12]	0:12.27 [12]	6.23L	+3
		Jessica Tzaferis		800-600	1000-800		(0:14.66)	(0:11.21)	(0:11.48)	(0:11.51)	(0:11.48)	(0:12.27)		
10	6	LONRODEX	9	65.2	0:11.28	0:25.35	1:12.80	0:58.73 [7]	0:47.45 [7]	0:35.80 [8]	0:24.28 [8]	0:12.60 [7]	7.39L	+0
		Caitlin Jones		1200-1000	1000-800		(0:14.07)	(0:11.28)	(0:11.65)	(0:11.52)	(0:11.68)	(0:12.60)		

Scratched: Star Sirius (#13), Suzido (#15), The Guava (#17), Delightful Shecky (#18)

Report Created: Sat 21 June 2025 17:22:43 GMT+10 (Note: Timing is based on positional data)

Page 1/16

[] Position in running at each section and finish
-:-:- No data available at this section
NA No data available
Background shading for fastest section

Saddle cloth number
DNF Did not finish
DNT Did not track



Morphettville-Professional-2025-06-21
Race 9: Adelaide Galvanising Industries Handicap - 1200m
21 June 2025 - 4:25PM



Track Rating: Soft 5, Weather: Fine, Rail Position: +13m 1200m-W/Post, +8m Remainder.
Sectional 617 m

**Section
Field Times**

Overall
1:11.61
(0:13.80)

L1000
0:57.81
(0:11.09)

L800
0:46.72
(0:11.42)

L600
0:35.30
(0:11.51)

L400
0:23.80
(0:11.60)

L200
0:12.20
(0:12.20)

Position	#	Horse/Jockey	Barrier	Top Speed [km/h]	Fastest Section	First 400m							Margin	Distance Travelled From Winner [m]
11	5	COOL MAGNUM	3	66.7	0:11.15	0:25.10	1:13.22	0:59.27 [3]	0:48.12 [5]	0:36.53 [6]	0:24.84 [6]	0:13.00 [9]	10.05L	-3
		Sairyn Fawke		1200-1000	1000-800		(0:13.95)	(0:11.15)	(0:11.59)	(0:11.69)	(0:11.84)	(0:13.00)		
12	3	LET'S GET DOWN	6	64.7	0:11.38	0:25.65	1:13.33	0:59.06 [9]	0:47.68 [11]	0:36.09 [11]	0:24.60 [10]	0:13.09 [10]	10.7L	+0
		Lachlan Neindorf		800-600	1000-800		(0:14.27)	(0:11.38)	(0:11.59)	(0:11.49)	(0:11.51)	(0:13.09)		
13	8	MANHATTEN TIMES	5	64.9	0:11.37	0:25.75	1:13.37	0:58.99 [11]	0:47.62 [12]	0:36.06 [12]	0:24.60 [11]	0:13.02 [13]	10.95L	-4
		Jason Holder		1200-1000	1000-800		(0:14.38)	(0:11.37)	(0:11.56)	(0:11.46)	(0:11.57)	(0:13.02)		
14	9	MY MATE SONNY	4	65.1	0:11.30	0:25.37	1:13.58	0:59.51 [6]	0:48.21 [8]	0:36.66 [7]	0:25.00 [9]	0:13.06 [14]	12.29L	-3
		Teagan Voorham		1200-1000	1000-800		(0:14.07)	(0:11.30)	(0:11.55)	(0:11.66)	(0:11.94)	(0:13.06)		

Scratched: Star Sirius (#13), Suzido (#15), The Guava (#17), Delightful Shecky (#18)

Horse/Jockey Name	VOLTAGE POINT/Matthew Chadwick
Finish Rank	1
Fastest Section Time (Section)	0:11.03 (L1000)
Top Speed [km/h] (Section)	65.9 (Overall)
Race State	Finished



Morphettville-Professional-2025-06-21

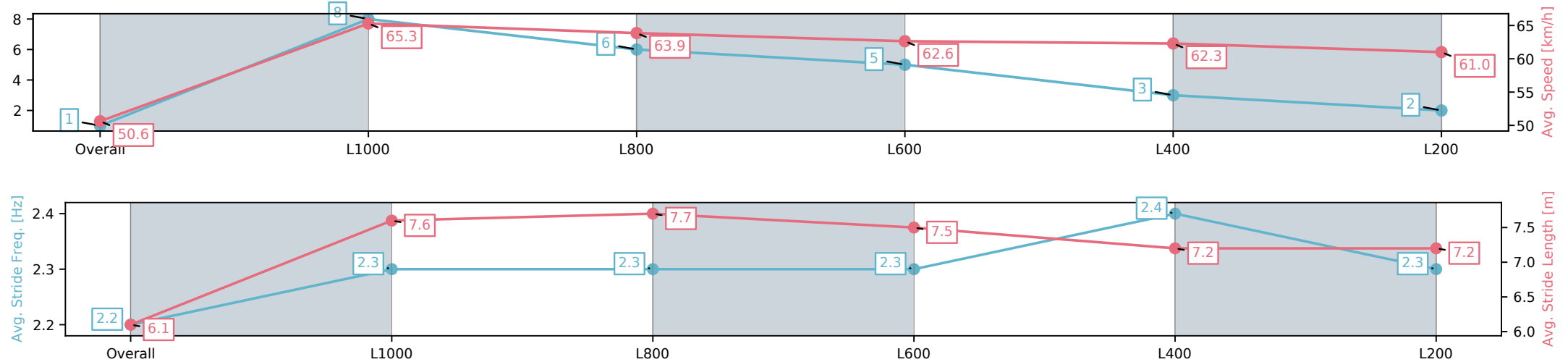
Race 9: Adelaide Galvanising Industries Handicap - 1200m

21 June 2025 - 4:25PM

Track Rating: Soft 5, Weather: Fine, Rail Position: +13m 1200m-W/
Post, +8m Remainder. Sectional 617 m



Section	Overall	L1000	L800	L600	L400	L200
Section Times	1:11.61[1] (0:14.22)	0:57.39[8] (0:11.03)	0:46.36[6] (0:11.41)	0:34.95[5] (0:11.55)	0:23.40[3] (0:11.61)	0:11.79[2] (0:11.79)
Average Speed [km/h]	50.6	65.3	63.9	62.6	62.3	61.0
Top Speed [km/h]	65.5	65.9	65.2	63.9	63.6	63.5
Avg. Dist. to Rail [m]	11.4	6.7	3.0	1.1	3.5	3.1
Avg. Stride Freq. [Hz]	2.2	2.3	2.3	2.3	2.4	2.3
Avg. Stride Length [m]	6.1	7.6	7.7	7.5	7.2	7.2



[] Ranking at each section and finish
-:-:- No data available at this section
NA No data available

Horse/Jockey Name	JACKS ON ICE/Alan Lai
Finish Rank	2
Fastest Section Time (Section)	0:11.08 (L1000)
Top Speed [km/h] (Section)	66.2 (Overall)
Race State	Finished



Morphettville-Professional-2025-06-21

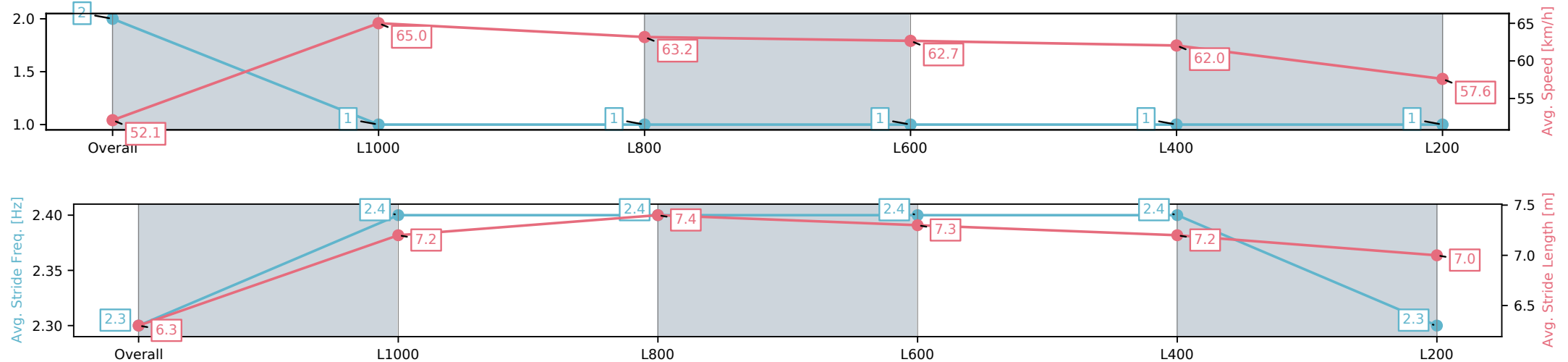
Race 9: Adelaide Galvanising Industries Handicap - 1200m

21 June 2025 - 4:25PM

Track Rating: Soft 5, Weather: Fine, Rail Position: +13m 1200m-W/
Post, +8m Remainder. Sectional 617 m



Section	Overall	L1000	L800	L600	L400	L200
Section Times	1:11.88[2] (0:13.80)	0:58.08[1] (0:11.08)	0:47.00[1] (0:11.42)	0:35.58[1] (0:11.51)	0:24.07[1] (0:11.60)	0:12.47[1] (0:12.47)
Average Speed [km/h]	52.1	65.0	63.2	62.7	62.0	57.6
Top Speed [km/h]	65.2	66.2	65.0	64.0	63.5	61.5
Avg. Dist. to Rail [m]	1.5	0.3	0.4	0.3	1.4	1.8
Avg. Stride Freq. [Hz]	2.3	2.4	2.4	2.4	2.4	2.3
Avg. Stride Length [m]	6.3	7.2	7.4	7.3	7.2	7.0



[] Ranking at each section and finish
-:-:- No data available at this section
NA No data available

Horse/Jockey Name	TAP 'N' RUN/Manoel Nunes
Finish Rank	3
Fastest Section Time (Section)	0:11.28 (L400)
Top Speed [km/h] (Section)	65.2 (Overall)
Race State	Finished



Morphettville-Professional-2025-06-21

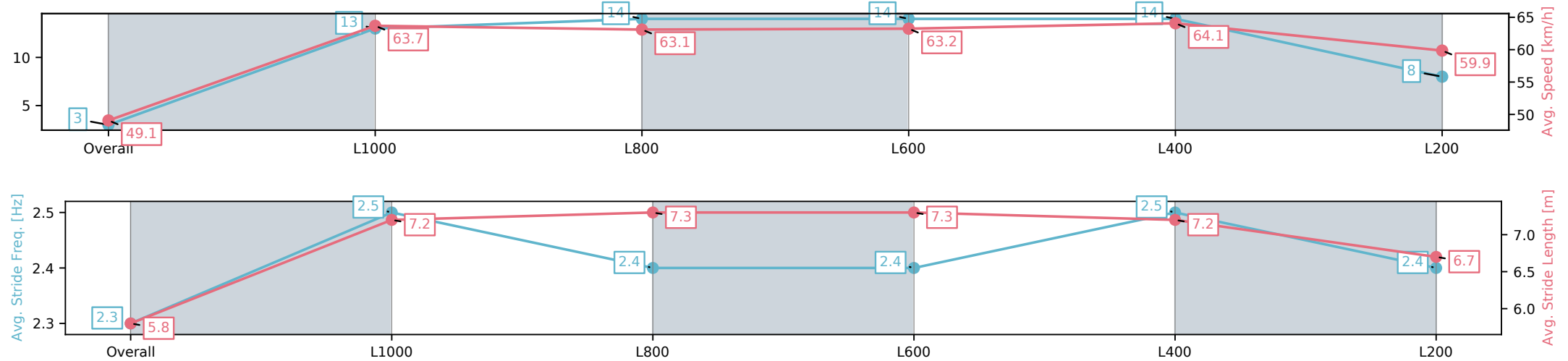
Race 9: Adelaide Galvanising Industries Handicap - 1200m

21 June 2025 - 4:25PM

Track Rating: Soft 5, Weather: Fine, Rail Position: +13m 1200m-W/
Post, +8m Remainder. Sectional 617 m



Section	Overall	L1000	L800	L600	L400	L200
Section Times	1:12.21[3] (0:14.65)	0:57.56[13] (0:11.32)	0:46.24[14] (0:11.52)	0:34.72[14] (0:11.42)	0:23.30[14] (0:11.28)	0:12.01[8] (0:12.01)
Average Speed [km/h]	49.1	63.7	63.1	63.2	64.1	59.9
Top Speed [km/h]	64.1	65.2	65.1	64.6	64.8	62.8
Avg. Dist. to Rail [m]	6.9	3.6	2.5	0.7	4.2	6.2
Avg. Stride Freq. [Hz]	2.3	2.5	2.4	2.4	2.5	2.4
Avg. Stride Length [m]	5.8	7.2	7.3	7.3	7.2	6.7



[] Ranking at each section and finish
-:-:- No data available at this section
NA No data available

Horse/Jockey Name	MOTORACE/Todd Pannell
Finish Rank	4
Fastest Section Time (Section)	0:11.27 (L1000)
Top Speed [km/h] (Section)	64.7 (Overall)
Race State	Finished



Morphettville-Professional-2025-06-21

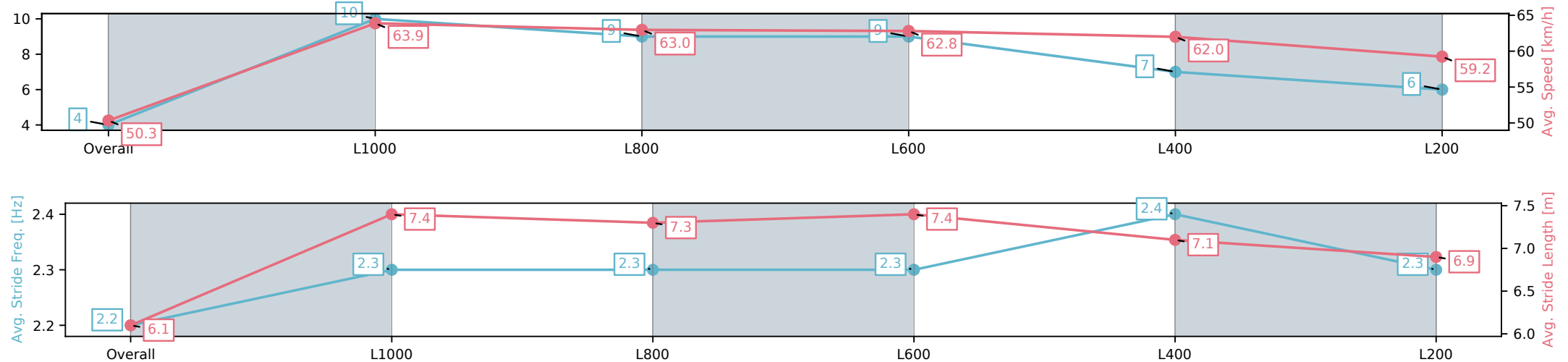
Race 9: Adelaide Galvanising Industries Handicap - 1200m

21 June 2025 - 4:25PM

Track Rating: Soft 5, Weather: Fine, Rail Position: +13m 1200m-W/
Post, +8m Remainder. Sectional 617 m



Section	Overall	L1000	L800	L600	L400	L200
Section Times	1:12.22[4] (0:14.31)	0:57.91[10] (0:11.27)	0:46.64[9] (0:11.43)	0:35.21[9] (0:11.47)	0:23.74[7] (0:11.59)	0:12.15[6] (0:12.15)
Average Speed [km/h]	50.3	63.9	63.0	62.8	62.0	59.2
Top Speed [km/h]	64.3	64.7	64.5	64.5	62.8	61.8
Avg. Dist. to Rail [m]	0.8	0.5	0.2	0.1	1.2	0.9
Avg. Stride Freq. [Hz]	2.2	2.3	2.3	2.3	2.4	2.3
Avg. Stride Length [m]	6.1	7.4	7.3	7.4	7.1	6.9



[] Ranking at each section and finish
-:-:- No data available at this section
NA No data available

Horse/Jockey Name	SWYCHO/Caitlin Tootell
Finish Rank	5
Fastest Section Time (Section)	0:11.07 (L1000)
Top Speed [km/h] (Section)	66.4 (Overall)
Race State	Finished



Morphettville-Professional-2025-06-21

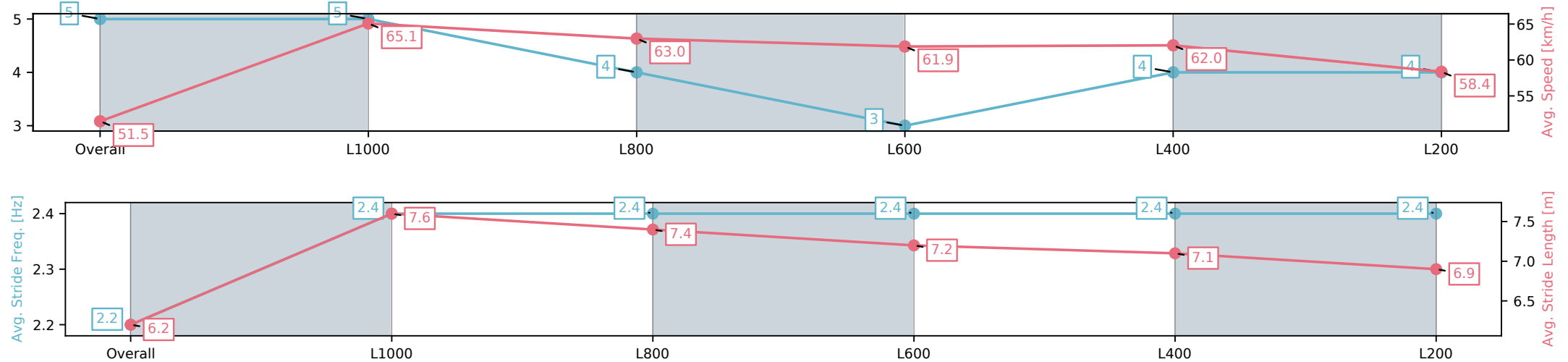
Race 9: Adelaide Galvanising Industries Handicap - 1200m

21 June 2025 - 4:25PM

Track Rating: Soft 5, Weather: Fine, Rail Position: +13m 1200m-W/
Post, +8m Remainder. Sectional 617 m



Section	Overall	L1000	L800	L600	L400	L200
Section Times	1:12.28[5] (0:14.00)	0:58.28[5] (0:11.07)	0:47.21[4] (0:11.54)	0:35.67[3] (0:11.70)	0:23.97[4] (0:11.63)	0:12.34[4] (0:12.34)
Average Speed [km/h]	51.5	65.1	63.0	61.9	62.0	58.4
Top Speed [km/h]	66.4	66.2	65.9	63.2	63.2	61.3
Avg. Dist. to Rail [m]	10.3	5.6	2.5	1.4	2.0	2.5
Avg. Stride Freq. [Hz]	2.2	2.4	2.4	2.4	2.4	2.4
Avg. Stride Length [m]	6.2	7.6	7.4	7.2	7.1	6.9



[] Ranking at each section and finish
-:-:- No data available at this section
NA No data available

Horse/Jockey Name	LOVELY LOOKIN'/Taylor Johnstone
Finish Rank	6
Fastest Section Time (Section)	0:11.09 (L1000)
Top Speed [km/h] (Section)	67.2 (Overall)
Race State	Finished



Morphettville-Professional-2025-06-21

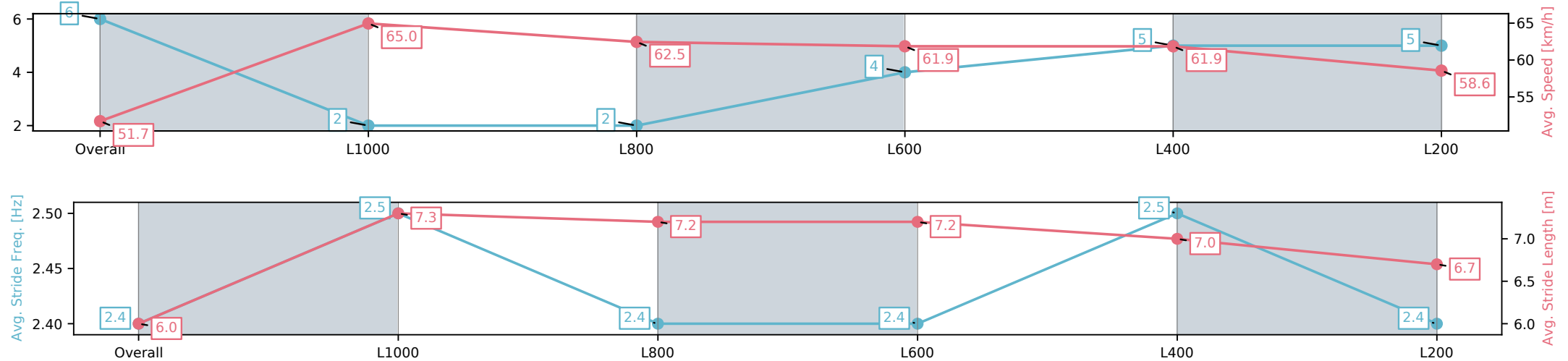
Race 9: Adelaide Galvanising Industries Handicap - 1200m

21 June 2025 - 4:25PM

Track Rating: Soft 5, Weather: Fine, Rail Position: +13m 1200m-W/
Post, +8m Remainder. Sectional 617 m



Section	Overall	L1000	L800	L600	L400	L200
Section Times	1:12.29[6] (0:13.94)	0:58.35[2] (0:11.09)	0:47.26[2] (0:11.62)	0:35.64[4] (0:11.69)	0:23.95[5] (0:11.65)	0:12.30[5] (0:12.30)
Average Speed [km/h]	51.7	65.0	62.5	61.9	61.9	58.6
Top Speed [km/h]	66.3	67.2	64.2	63.7	62.8	60.4
Avg. Dist. to Rail [m]	8.0	3.5	2.1	0.9	0.4	0.2
Avg. Stride Freq. [Hz]	2.4	2.5	2.4	2.4	2.5	2.4
Avg. Stride Length [m]	6.0	7.3	7.2	7.2	7.0	6.7



[] Ranking at each section and finish
-:-:- No data available at this section
NA No data available

Horse/Jockey Name	YASUKE/Rochelle Milnes
Finish Rank	7
Fastest Section Time (Section)	0:11.18 (L1000)
Top Speed [km/h] (Section)	67.3 (Overall)
Race State	Finished



Morphettville-Professional-2025-06-21

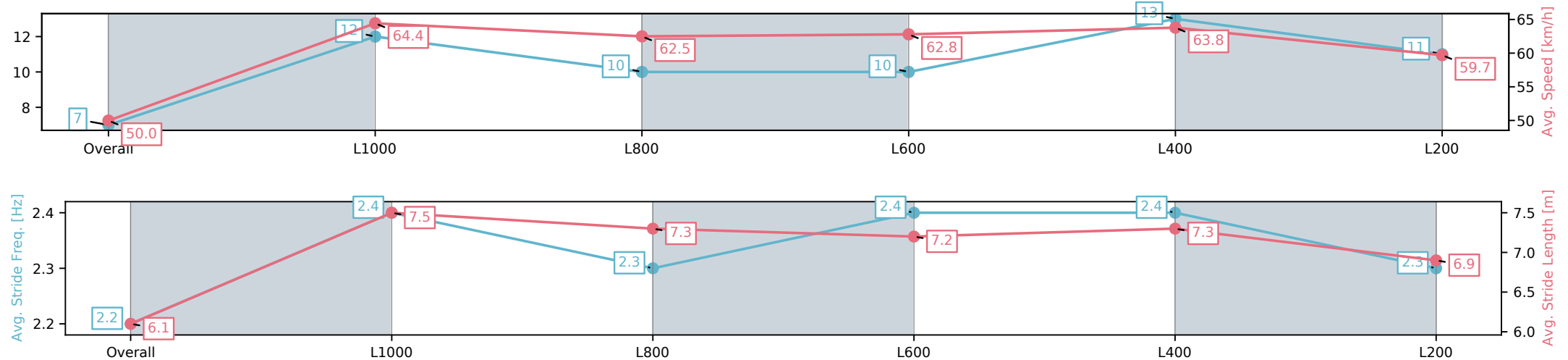
Race 9: Adelaide Galvanising Industries Handicap - 1200m

21 June 2025 - 4:25PM

Track Rating: Soft 5, Weather: Fine, Rail Position: +13m 1200m-W/
Post, +8m Remainder. Sectional 617 m



Section	Overall	L1000	L800	L600	L400	L200
Section Times	1:12.31[7] (0:14.43)	0:57.88[12] (0:11.18)	0:46.70[10] (0:11.62)	0:35.08[10] (0:11.65)	0:23.43[13] (0:11.37)	0:12.06[11] (0:12.06)
Average Speed [km/h]	50.0	64.4	62.5	62.8	63.8	59.7
Top Speed [km/h]	64.3	67.3	65.4	63.5	64.4	63.0
Avg. Dist. to Rail [m]	5.5	3.2	2.6	2.7	7.5	9.4
Avg. Stride Freq. [Hz]	2.2	2.4	2.3	2.4	2.4	2.3
Avg. Stride Length [m]	6.1	7.5	7.3	7.2	7.3	6.9



[] Ranking at each section and finish
-:-:- No data available at this section
NA No data available

Horse/Jockey Name	STARLITE VALLEY/Justin Potter
Finish Rank	8
Fastest Section Time (Section)	0:11.04 (L1000)
Top Speed [km/h] (Section)	66.7 (Overall)
Race State	Finished



Morphettville-Professional-2025-06-21

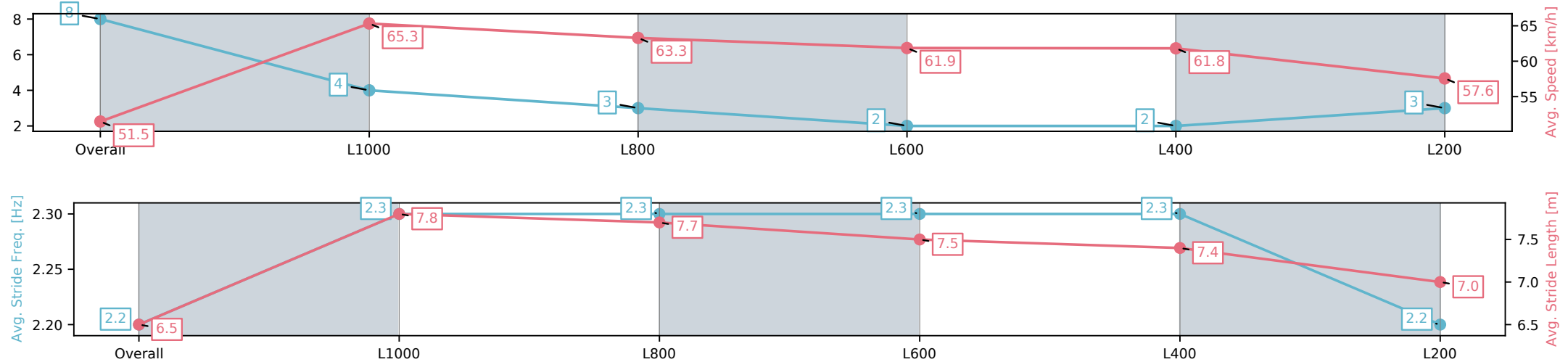
Race 9: Adelaide Galvanising Industries Handicap - 1200m

21 June 2025 - 4:25PM

Track Rating: Soft 5, Weather: Fine, Rail Position: +13m 1200m-W/
Post, +8m Remainder. Sectional 617 m



Section	Overall	L1000	L800	L600	L400	L200
Section Times	1:12.37[8] (0:13.99)	0:58.38[4] (0:11.04)	0:47.34[3] (0:11.45)	0:35.89[2] (0:11.70)	0:24.19[2] (0:11.65)	0:12.54[3] (0:12.54)
Average Speed [km/h]	51.5	65.3	63.3	61.9	61.8	57.6
Top Speed [km/h]	65.5	66.7	65.7	63.1	64.0	60.2
Avg. Dist. to Rail [m]	8.6	4.6	1.7	1.0	2.2	1.0
Avg. Stride Freq. [Hz]	2.2	2.3	2.3	2.3	2.3	2.2
Avg. Stride Length [m]	6.5	7.8	7.7	7.5	7.4	7.0



[] Ranking at each section and finish
-:-:- No data available at this section
NA No data available

Horse/Jockey Name	ALPINE FLYER/Jessica Tzaferis
Finish Rank	9
Fastest Section Time (Section)	0:11.21 (L1000)
Top Speed [km/h] (Section)	67.5 (L800)
Race State	Finished



Morphettville-Professional-2025-06-21

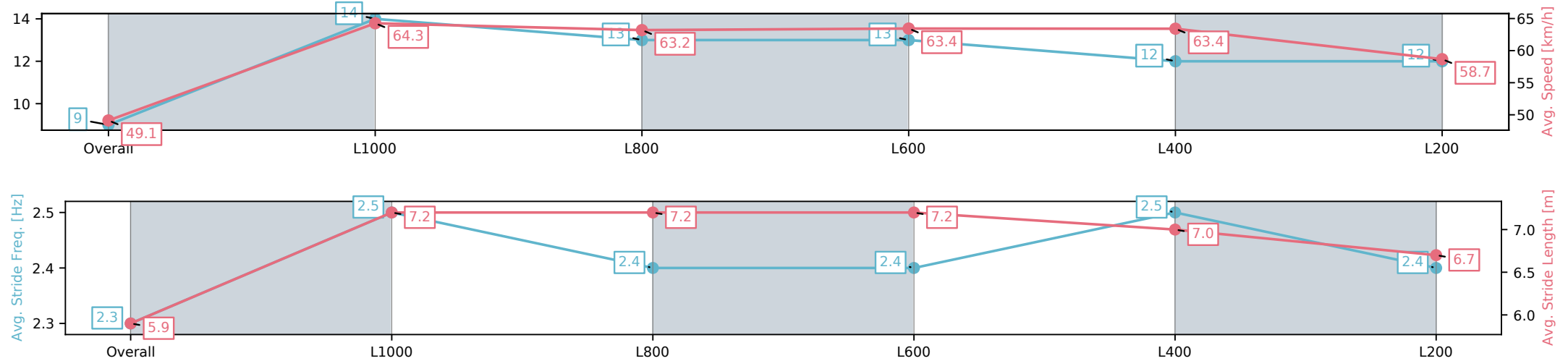
Race 9: Adelaide Galvanising Industries Handicap - 1200m

21 June 2025 - 4:25PM

Track Rating: Soft 5, Weather: Fine, Rail Position: +13m 1200m-W/
Post, +8m Remainder. Sectional 617 m



Section	Overall	L1000	L800	L600	L400	L200
Section Times	1:12.61[9] (0:14.66)	0:57.95[14] (0:11.21)	0:46.74[13] (0:11.48)	0:35.26[13] (0:11.51)	0:23.75[12] (0:11.48)	0:12.27[12] (0:12.27)
Average Speed [km/h]	49.1	64.3	63.2	63.4	63.4	58.7
Top Speed [km/h]	64.0	65.5	65.1	67.5	64.3	61.9
Avg. Dist. to Rail [m]	8.4	3.4	2.1	2.5	10.1	11.9
Avg. Stride Freq. [Hz]	2.3	2.5	2.4	2.4	2.5	2.4
Avg. Stride Length [m]	5.9	7.2	7.2	7.2	7.0	6.7



[] Ranking at each section and finish
-:-:- No data available at this section
NA No data available

Horse/Jockey Name	LONRODEX/Caitlin Jones
Finish Rank	10
Fastest Section Time (Section)	0:11.28 (L1000)
Top Speed [km/h] (Section)	65.2 (Overall)
Race State	Finished



Morphettville-Professional-2025-06-21

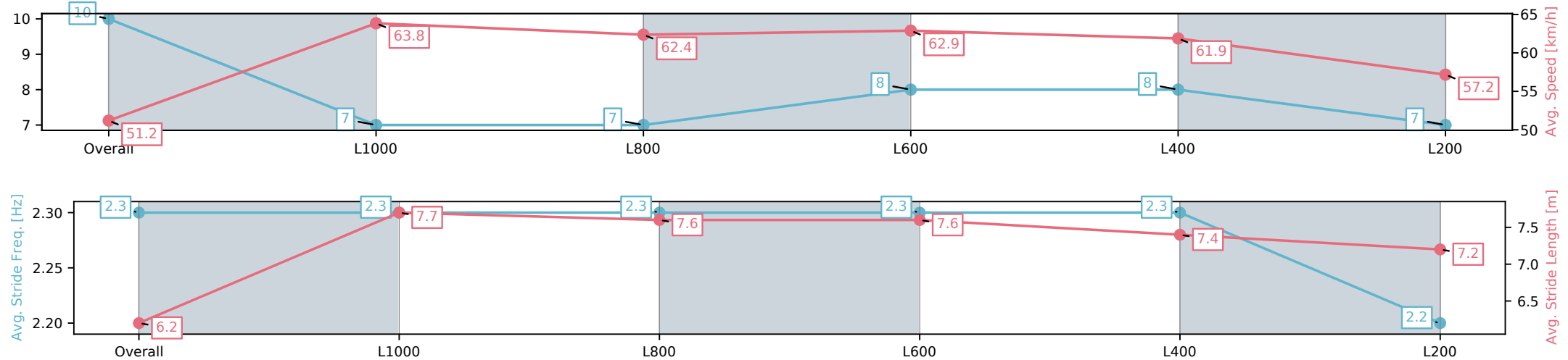
Race 9: Adelaide Galvanising Industries Handicap - 1200m

21 June 2025 - 4:25PM

Track Rating: Soft 5, Weather: Fine, Rail Position: +13m 1200m-W/
Post, +8m Remainder. Sectional 617 m



Section	Overall	L1000	L800	L600	L400	L200
Section Times	1:12.80[10] (0:14.07)	0:58.73[7] (0:11.28)	0:47.45[7] (0:11.65)	0:35.80[8] (0:11.52)	0:24.28[8] (0:11.68)	0:12.60[7] (0:12.60)
Average Speed [km/h]	51.2	63.8	62.4	62.9	61.9	57.2
Top Speed [km/h]	64.4	65.2	63.7	64.0	63.5	60.2
Avg. Dist. to Rail [m]	7.2	3.5	2.2	1.5	2.1	3.3
Avg. Stride Freq. [Hz]	2.3	2.3	2.3	2.3	2.3	2.2
Avg. Stride Length [m]	6.2	7.7	7.6	7.6	7.4	7.2

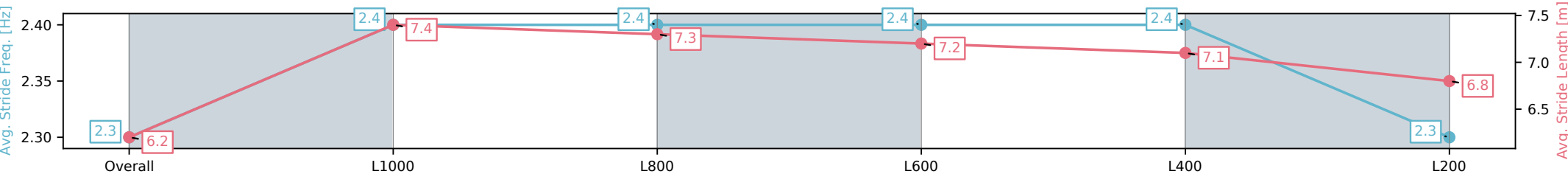
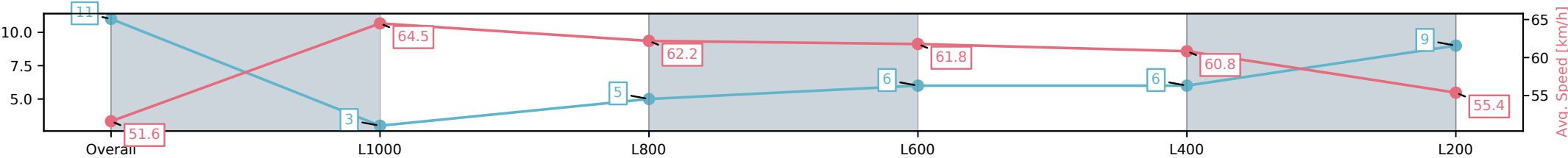


[] Ranking at each section and finish
-:-:- No data available at this section
NA No data available

Horse/Jockey Name	COOL MAGNUM/Sairyn Fawke
Finish Rank	11
Fastest Section Time (Section)	0:11.15 (L1000)
Top Speed [km/h] (Section)	66.7 (Overall)
Race State	Finished



Section	Overall	L1000	L800	L600	L400	L200
Section Times	1:13.22[11] (0:13.95)	0:59.27[3] (0:11.15)	0:48.12[5] (0:11.59)	0:36.53[6] (0:11.69)	0:24.84[6] (0:11.84)	0:13.00[9] (0:13.00)
Average Speed [km/h]	51.6	64.5	62.2	61.8	60.8	55.4
Top Speed [km/h]	64.7	66.7	65.1	63.5	62.2	59.1
Avg. Dist. to Rail [m]	2.6	0.7	1.0	0.7	0.9	1.6
Avg. Stride Freq. [Hz]	2.3	2.4	2.4	2.4	2.4	2.3
Avg. Stride Length [m]	6.2	7.4	7.3	7.2	7.1	6.8



Horse/Jockey Name	LET'S GET DOWN/Lachlan Neindorf
Finish Rank	12
Fastest Section Time (Section)	0:11.38 (L1000)
Top Speed [km/h] (Section)	64.7 (L800)
Race State	Finished



Morphettville-Professional-2025-06-21

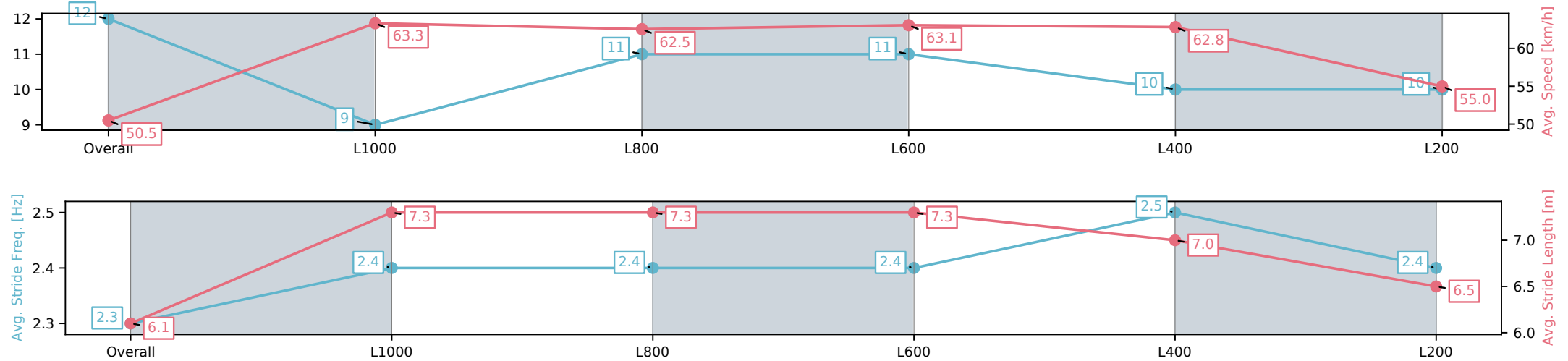
Race 9: Adelaide Galvanising Industries Handicap - 1200m

21 June 2025 - 4:25PM

Track Rating: Soft 5, Weather: Fine, Rail Position: +13m 1200m-W/
Post, +8m Remainder. Sectional 617 m



Section	Overall	L1000	L800	L600	L400	L200
Section Times	1:13.33[12] (0:14.27)	0:59.06[9] (0:11.38)	0:47.68[11] (0:11.59)	0:36.09[11] (0:11.49)	0:24.60[10] (0:11.51)	0:13.09[10] (0:13.09)
Average Speed [km/h]	50.5	63.3	62.5	63.1	62.8	55.0
Top Speed [km/h]	64.2	64.3	63.8	64.7	64.7	60.9
Avg. Dist. to Rail [m]	5.0	3.5	2.0	1.2	5.5	7.5
Avg. Stride Freq. [Hz]	2.3	2.4	2.4	2.4	2.5	2.4
Avg. Stride Length [m]	6.1	7.3	7.3	7.3	7.0	6.5



[] Ranking at each section and finish
-:-:- No data available at this section
NA No data available

Horse/Jockey Name	MANHATTEN TIMES/Jason Holder
Finish Rank	13
Fastest Section Time (Section)	0:11.37 (L1000)
Top Speed [km/h] (Section)	64.9 (Overall)
Race State	Finished



Morphettville-Professional-2025-06-21

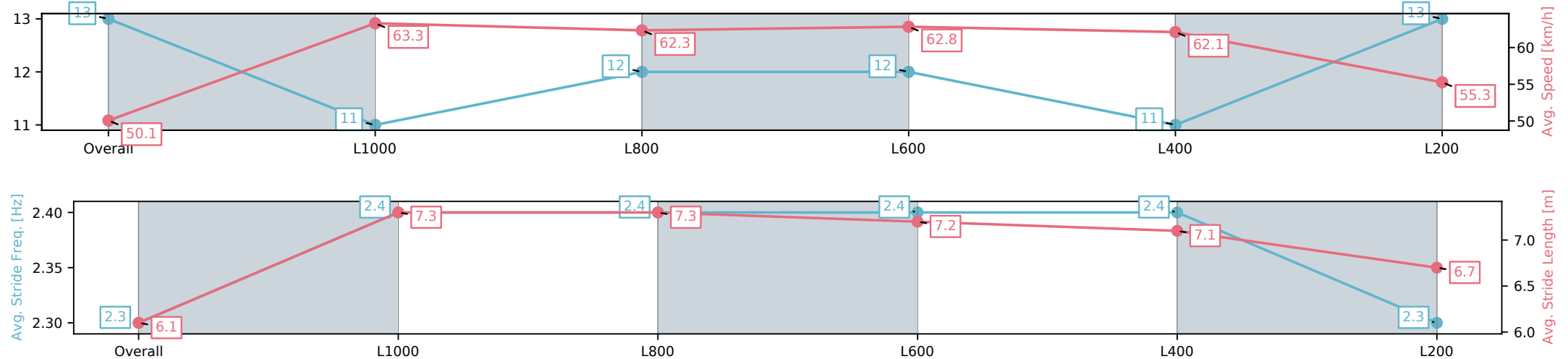
Race 9: Adelaide Galvanising Industries Handicap - 1200m

21 June 2025 - 4:25PM

Track Rating: Soft 5, Weather: Fine, Rail Position: +13m 1200m-W/
Post, +8m Remainder. Sectional 617 m



Section	Overall	L1000	L800	L600	L400	L200
Section Times	1:13.37[13] (0:14.38)	0:58.99[11] (0:11.37)	0:47.62[12] (0:11.56)	0:36.06[12] (0:11.46)	0:24.60[11] (0:11.57)	0:13.02[13] (0:13.02)
Average Speed [km/h]	50.1	63.3	62.3	62.8	62.1	55.3
Top Speed [km/h]	64.9	64.7	64.5	64.8	63.6	59.5
Avg. Dist. to Rail [m]	3.8	1.1	0.3	0.4	0.6	1.9
Avg. Stride Freq. [Hz]	2.3	2.4	2.4	2.4	2.4	2.3
Avg. Stride Length [m]	6.1	7.3	7.3	7.2	7.1	6.7



[] Ranking at each section and finish
-:-:- No data available at this section
NA No data available

Horse/Jockey Name	MY MATE SONNY/Teagan Voorham
Finish Rank	14
Fastest Section Time (Section)	0:11.30 (L1000)
Top Speed [km/h] (Section)	65.1 (Overall)
Race State	Finished



Morphettville-Professional-2025-06-21

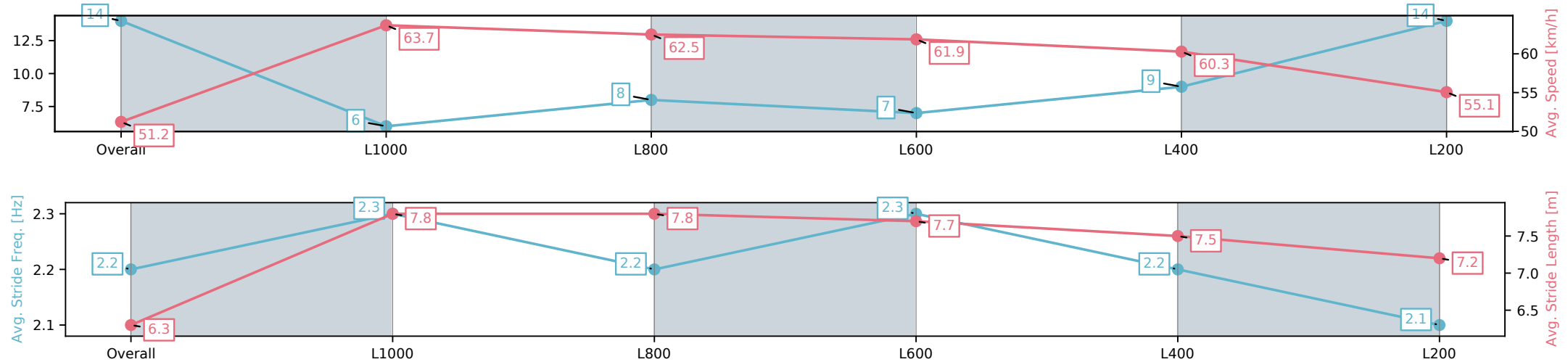
Race 9: Adelaide Galvanising Industries Handicap - 1200m

21 June 2025 - 4:25PM

Track Rating: Soft 5, Weather: Fine, Rail Position: +13m 1200m-W/
Post, +8m Remainder. Sectional 617 m



Section	Overall	L1000	L800	L600	L400	L200
Section Times	1:13.58[14] (0:14.07)	0:59.51[6] (0:11.30)	0:48.21[8] (0:11.55)	0:36.66[7] (0:11.66)	0:25.00[9] (0:11.94)	0:13.06[14] (0:13.06)
Average Speed [km/h]	51.2	63.7	62.5	61.9	60.3	55.1
Top Speed [km/h]	65.1	64.6	64.0	62.8	61.5	58.5
Avg. Dist. to Rail [m]	3.3	1.9	0.8	0.3	0.8	2.6
Avg. Stride Freq. [Hz]	2.2	2.3	2.2	2.3	2.2	2.1
Avg. Stride Length [m]	6.3	7.8	7.8	7.7	7.5	7.2



[] Ranking at each section and finish
-:-:- No data available at this section
NA No data available