



Morphettville-Professional-2025-06-21
Race 7: Winning Edge Presentations Handicap - 1100m
21 June 2025 - 3:14PM



Track Rating: Soft 5, Weather: Fine, Rail Position: +13m 1200m-W/Post, +8m Remainder.
Sectional 617 m

Section Field Times							Overall	L1000	L800	L600	L400	L200		
							1:05.00 (0:08.44)	0:56.56 (0:10.59)	0:45.97 (0:10.98)	0:34.99 (0:11.31)	0:23.68 (0:11.65)	0:12.03 (0:12.03)		
Position	#	Horse/Jockey	Barrier	Top Speed [km/h]	Fastest Section	First 400m							Margin	Distance Travelled From Winner [m]
1	14	CICALA	11	69.5	0:10.55	0:24.95	1:05.00	0:55.96 [12]	0:45.41 [10]	0:34.57 [6]	0:23.24 [5]	0:11.94 [2]	1:05.00	
		Rochelle Milnes		1200-1000	1000-800		(0:09.04)	(0:10.55)	(0:10.84)	(0:11.33)	(0:11.30)	(0:11.94)		
2	5	NOETZIE	5	69.6	0:10.68	0:24.93	1:05.23	0:56.48 [6]	0:45.80 [7]	0:34.80 [7]	0:23.42 [7]	0:12.05 [4]	1.48L	+4
		Lachlan Neindorf		1200-1000	1000-800		(0:08.75)	(0:10.68)	(0:11.00)	(0:11.38)	(0:11.37)	(0:12.05)		
3	6	HERE COMES HOGAN	12	69.0	0:10.60	0:24.51	1:05.58	0:57.15 [1]	0:46.55 [1]	0:35.56 [2]	0:24.26 [2]	0:12.62 [1]	3.67L	+1
		Jacob Opperman		1200-1000	1000-800		(0:08.43)	(0:10.60)	(0:10.99)	(0:11.30)	(0:11.64)	(0:12.62)		
4	15	HYPERNOVA	9	69.1	0:10.69	0:25.09	1:05.63	0:56.73 [11]	0:46.04 [9]	0:34.97 [10]	0:23.50 [11]	0:12.32 [5]	3.97L	+7
		Justin Potter		1000-800	1000-800		(0:08.90)	(0:10.69)	(0:11.07)	(0:11.47)	(0:11.18)	(0:12.32)		
5	9	BOLTONOVA	8	69.2	0:10.52	0:24.52	1:05.69	0:57.06 [3]	0:46.54 [2]	0:35.68 [1]	0:24.37 [1]	0:12.60 [3]	4.31L	+2
		Jessica Tzaferis		1200-1000	1000-800		(0:08.63)	(0:10.52)	(0:10.86)	(0:11.31)	(0:11.77)	(0:12.60)		
6	8	RUSSIAN BOBSHARK	10	67.8	0:10.82	0:25.21	1:05.97	0:57.10 [9]	0:46.28 [11]	0:35.20 [11]	0:23.88 [10]	0:12.39 [9]	6.07L	+5
		Ben Price		1200-1000	1000-800		(0:08.87)	(0:10.82)	(0:11.08)	(0:11.32)	(0:11.49)	(0:12.39)		
7	13	ARTISSI	7	67.8	0:11.08	0:25.61	1:06.04	0:57.15 [10]	0:46.07 [12]	0:34.93 [12]	0:23.64 [12]	0:12.33 [10]	6.5L	+4
		Anna Jordsjo		600-400	1000-800		(0:08.89)	(0:11.08)	(0:11.14)	(0:11.28)	(0:11.31)	(0:12.33)		
8	11	SUNDOGG	14	68.1	0:10.66	0:24.94	1:06.18	0:57.47 [5]	0:46.81 [5]	0:35.74 [8]	0:24.25 [8]	0:12.70 [7]	7.38L	+11
		Manoel Nunes		1200-1000	1000-800		(0:08.71)	(0:10.66)	(0:11.07)	(0:11.49)	(0:11.55)	(0:12.70)		
9	3	NOSTRYIA	1	68.6	0:10.67	0:24.89	1:06.55	0:57.80 [6]	0:47.13 [6]	0:36.15 [5]	0:24.85 [3]	0:13.10 [6]	9.72L	+1
		Felicity Atkinson		1200-1000	1000-800		(0:08.75)	(0:10.67)	(0:10.98)	(0:11.30)	(0:11.75)	(0:13.10)		
10	7	OVERSTATED	4	69.2	0:10.62	0:24.72	1:06.75	0:58.12 [4]	0:47.50 [3]	0:36.45 [3]	0:25.02 [4]	0:13.19 [8]	10.99L	+2
		Caitlin Jones		1200-1000	1000-800		(0:08.63)	(0:10.62)	(0:11.05)	(0:11.43)	(0:11.83)	(0:13.19)		

Scratched: Scully (#1), Just Press Send (#12), Gilmore (#16), Thebigsozzo (#17), De Luca (#18)

Report Created: Sat 21 June 2025 16:03:43 GMT+10 (Note: Timing is based on positional data)

Page 1/15

[] Position in running at each section and finish
-:-:- No data available at this section
NA No data available
█ Background shading for fastest section

Saddle cloth number
DNF Did not finish
DNT Did not track



Morphettville-Professional-2025-06-21
Race 7: Winning Edge Presentations Handicap - 1100m
21 June 2025 - 3:14PM



Track Rating: Soft 5, Weather: Fine, Rail Position: +13m 1200m-W/Post, +8m Remainder.
Sectional 617 m

**Section
Field Times**

Overall
1:05.00
(0:08.44)

L1000
0:56.56
(0:10.59)

L800
0:45.97
(0:10.98)

L600
0:34.99
(0:11.31)

L400
0:23.68
(0:11.65)

L200
0:12.03
(0:12.03)

Position	#	Horse/Jockey	Barrier	Top Speed [km/h]	Fastest Section	First 400m							Margin	Distance Travelled From Winner [m]
11	2	WOLFGANG	13	69.0	0:10.66	0:24.98	1:06.95	0:58.08 [8]	0:47.42 [8]	0:36.37 [9]	0:24.93 [9]	0:13.14 [12]	12.24L	+6
		Jake Toeroek		1200-1000	1000-800		(0:08.87)	(0:10.66)	(0:11.05)	(0:11.44)	(0:11.79)	(0:13.14)		
12	10	PRESS EXPRESS	6	66.8	0:11.08	0:25.74	1:06.97	0:57.82 [13]	0:46.74 [13]	0:35.62 [13]	0:24.29 [13]	0:12.70 [13]	12.33L	-1
		Teagan Voorham		1000-800	1000-800		(0:09.15)	(0:11.08)	(0:11.12)	(0:11.33)	(0:11.59)	(0:12.70)		
13	4	AD ASTRA	2	68.8	0:10.69	0:24.67	1:07.11	0:58.50 [2]	0:47.81 [4]	0:36.79 [4]	0:25.34 [6]	0:13.39 [11]	13.24L	+1
		Todd Pannell		1200-1000	1000-800		(0:08.61)	(0:10.69)	(0:11.02)	(0:11.45)	(0:11.95)	(0:13.39)		

Scratched: Scully (#1), Just Press Send (#12), Gilmore (#16), Thebigsozzo (#17), De Luca (#18)

Horse/Jockey Name	CICALA/Rochelle Milnes
Finish Rank	1
Fastest Section Time (Section)	0:10.55 (L1000)
Top Speed [km/h] (Section)	69.5 (Overall)
Race State	Finished



Morphettville-Professional-2025-06-21

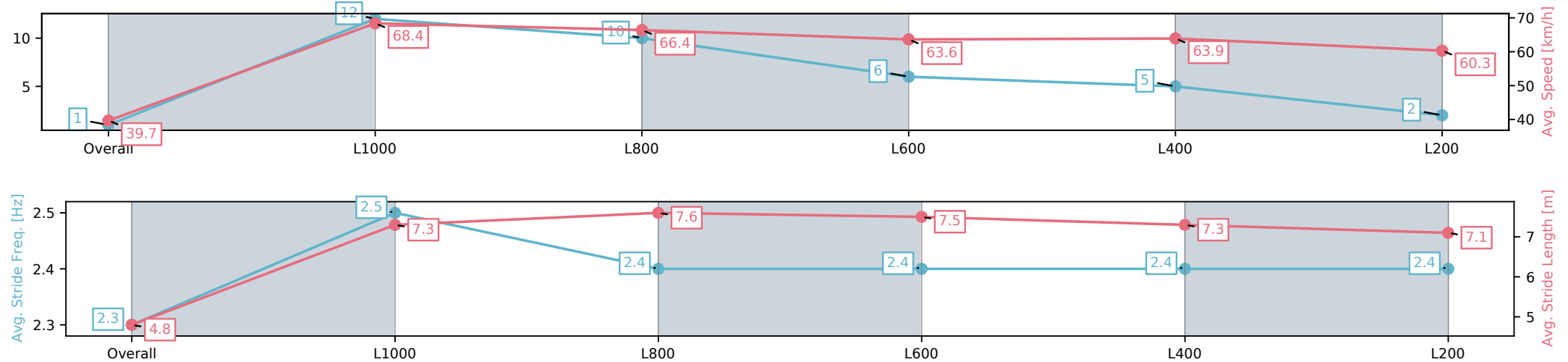
Race 7: Winning Edge Presentations Handicap - 1100m

21 June 2025 - 3:14PM

Track Rating: Soft 5, Weather: Fine, Rail Position: +13m 1200m-W/
Post, +8m Remainder. Sectional 617 m



Section	Overall	L1000	L800	L600	L400	L200
Section Times	1:05.00[1] (0:09.04)	0:55.96[12] (0:10.55)	0:45.41[10] (0:10.84)	0:34.57[6] (0:11.33)	0:23.24[5] (0:11.30)	0:11.94[2] (0:11.94)
Average Speed [km/h]	39.7	68.4	66.4	63.6	63.9	60.3
Top Speed [km/h]	64.7	69.5	68.5	65.6	65.1	64.4
Avg. Dist. to Rail [m]	8.7	3.5	0.5	0.8	3.4	6.2
Avg. Stride Freq. [Hz]	2.3	2.5	2.4	2.4	2.4	2.4
Avg. Stride Length [m]	4.8	7.3	7.6	7.5	7.3	7.1

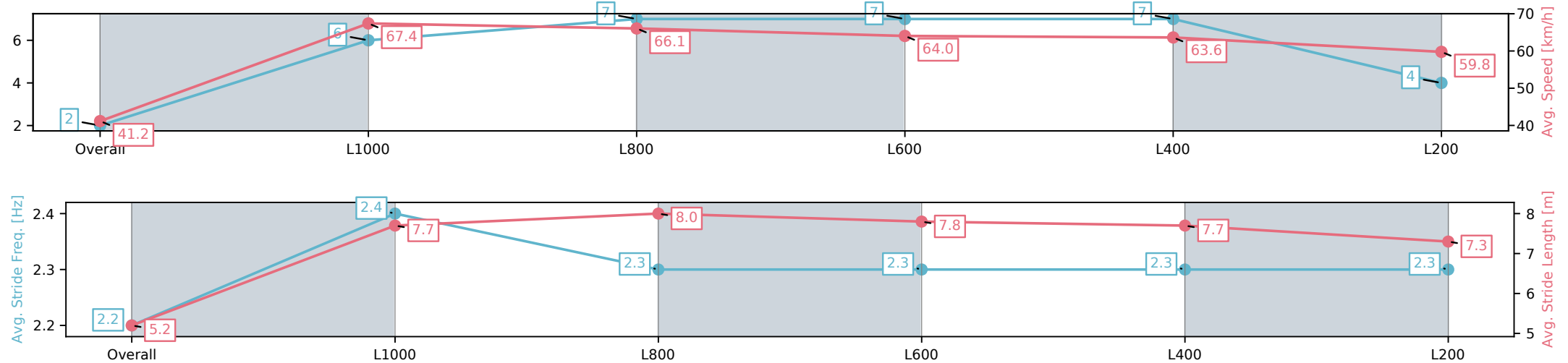


[] Ranking at each section and finish
-:-:- No data available at this section
NA No data available

Horse/Jockey Name	NOETZIE/Lachlan Neindorf
Finish Rank	2
Fastest Section Time (Section)	0:10.68 (L1000)
Top Speed [km/h] (Section)	69.6 (Overall)
Race State	Finished



Section	Overall	L1000	L800	L600	L400	L200
Section Times	1:05.23[2] (0:08.75)	0:56.48[6] (0:10.68)	0:45.80[7] (0:11.00)	0:34.80[7] (0:11.38)	0:23.42[7] (0:11.37)	0:12.05[4] (0:12.05)
Average Speed [km/h]	41.2	67.4	66.1	64.0	63.6	59.8
Top Speed [km/h]	61.9	69.6	67.4	65.1	64.1	62.3
Avg. Dist. to Rail [m]	5.8	3.0	2.5	2.1	5.6	8.6
Avg. Stride Freq. [Hz]	2.2	2.4	2.3	2.3	2.3	2.3
Avg. Stride Length [m]	5.2	7.7	8.0	7.8	7.7	7.3



[] Ranking at each section and finish
-:-:- No data available at this section
NA No data available

Horse/Jockey Name	HERE COMES HOGAN/Jacob Opperman
Finish Rank	3
Fastest Section Time (Section)	0:10.60 (L1000)
Top Speed [km/h] (Section)	69.0 (Overall)
Race State	Finished



Morphettville-Professional-2025-06-21

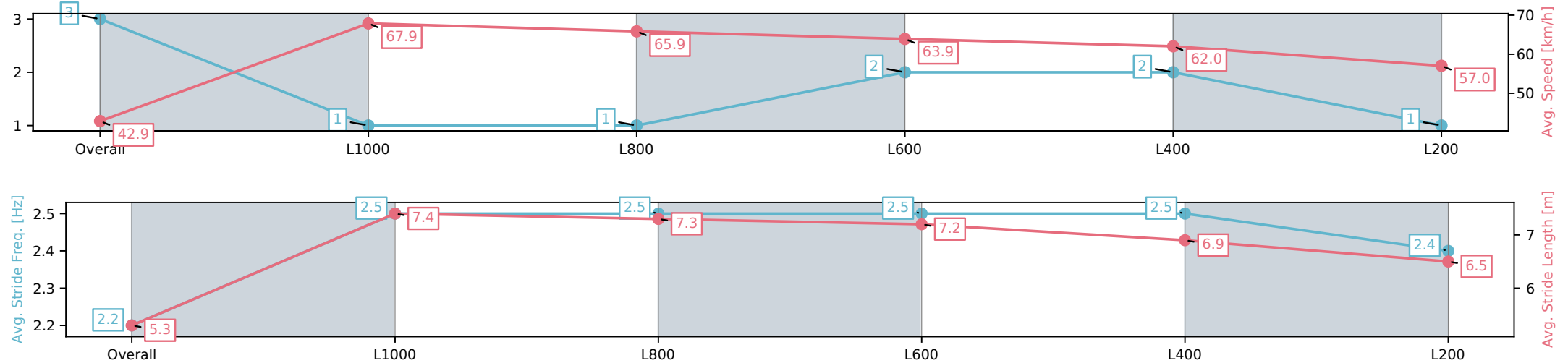
Race 7: Winning Edge Presentations Handicap - 1100m

21 June 2025 - 3:14PM

Track Rating: Soft 5, Weather: Fine, Rail Position: +13m 1200m-W/
Post, +8m Remainder. Sectional 617 m



Section	Overall	L1000	L800	L600	L400	L200
Section Times	1:05.58[3] (0:08.43)	0:57.15[1] (0:10.60)	0:46.55[1] (0:10.99)	0:35.56[2] (0:11.30)	0:24.26[2] (0:11.64)	0:12.62[1] (0:12.62)
Average Speed [km/h]	42.9	67.9	65.9	63.9	62.0	57.0
Top Speed [km/h]	65.9	69.0	67.5	65.6	63.6	60.1
Avg. Dist. to Rail [m]	9.4	2.8	1.2	0.8	1.8	3.4
Avg. Stride Freq. [Hz]	2.2	2.5	2.5	2.5	2.5	2.4
Avg. Stride Length [m]	5.3	7.4	7.3	7.2	6.9	6.5



[] Ranking at each section and finish
-:-:- No data available at this section
NA No data available

Horse/Jockey Name	HYPERNOVA/Justin Potter
Finish Rank	4
Fastest Section Time (Section)	0:10.69 (L1000)
Top Speed [km/h] (Section)	69.1 (L1000)
Race State	Finished



Morphettville-Professional-2025-06-21

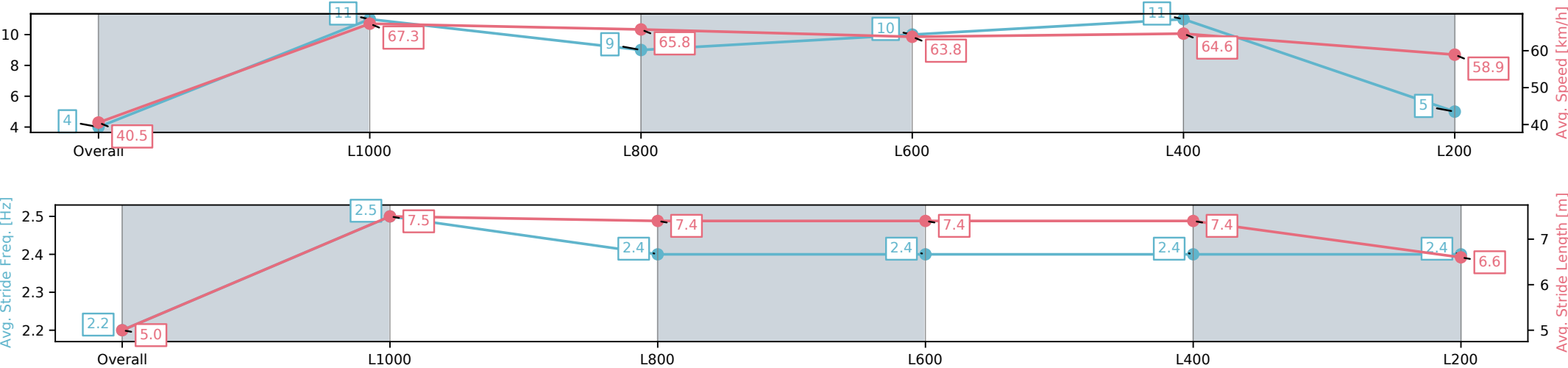
Race 7: Winning Edge Presentations Handicap - 1100m

21 June 2025 - 3:14PM

Track Rating: Soft 5, Weather: Fine, Rail Position: +13m 1200m-W/
Post, +8m Remainder. Sectional 617 m



Section	Overall	L1000	L800	L600	L400	L200
Section Times	1:05.63[4] (0:08.90)	0:56.73[11] (0:10.69)	0:46.04[9] (0:11.07)	0:34.97[10] (0:11.47)	0:23.50[11] (0:11.18)	0:12.32[5] (0:12.32)
Average Speed [km/h]	40.5	67.3	65.8	63.8	64.6	58.9
Top Speed [km/h]	63.3	68.8	69.1	64.7	67.2	67.2
Avg. Dist. to Rail [m]	7.5	2.6	2.6	3.2	4.1	4.3
Avg. Stride Freq. [Hz]	2.2	2.5	2.4	2.4	2.4	2.4
Avg. Stride Length [m]	5.0	7.5	7.4	7.4	7.4	6.6



[] Ranking at each section and finish
-:-:- No data available at this section
NA No data available

Horse/Jockey Name	BOLTONOVA/Jessica Tzaferis
Finish Rank	5
Fastest Section Time (Section)	0:10.52 (L1000)
Top Speed [km/h] (Section)	69.2 (Overall)
Race State	Finished



Morphettville-Professional-2025-06-21

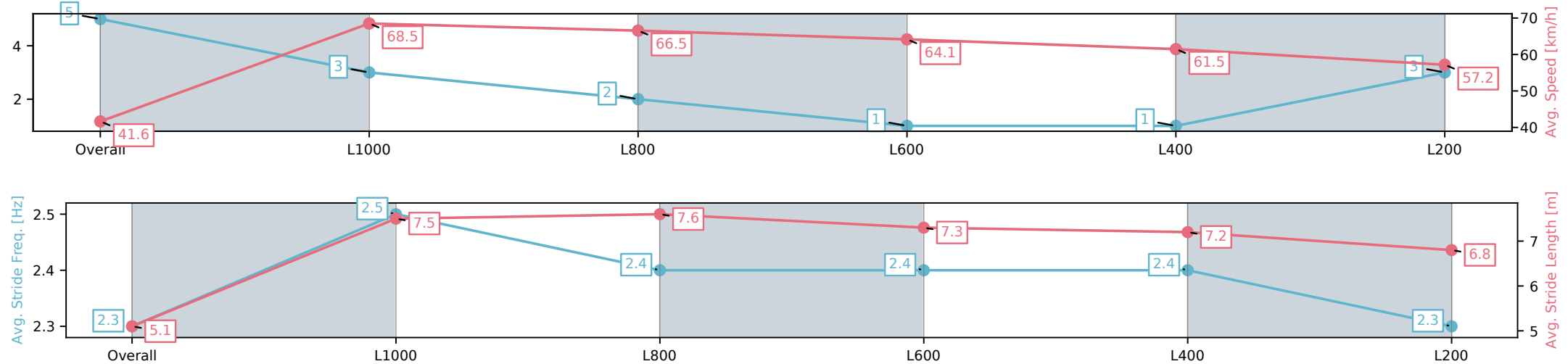
Race 7: Winning Edge Presentations Handicap - 1100m

21 June 2025 - 3:14PM

Track Rating: Soft 5, Weather: Fine, Rail Position: +13m 1200m-W/
Post, +8m Remainder. Sectional 617 m



Section	Overall	L1000	L800	L600	L400	L200
Section Times	1:05.69[5] (0:08.63)	0:57.06[3] (0:10.52)	0:46.54[2] (0:10.86)	0:35.68[1] (0:11.31)	0:24.37[1] (0:11.77)	0:12.60[3] (0:12.60)
Average Speed [km/h]	41.6	68.5	66.5	64.1	61.5	57.2
Top Speed [km/h]	67.0	69.2	69.1	65.9	63.2	59.4
Avg. Dist. to Rail [m]	6.4	2.2	0.9	1.5	4.3	5.8
Avg. Stride Freq. [Hz]	2.3	2.5	2.4	2.4	2.4	2.3
Avg. Stride Length [m]	5.1	7.5	7.6	7.3	7.2	6.8



[] Ranking at each section and finish
-:-:- No data available at this section
NA No data available

Horse/Jockey Name	RUSSIAN BOBSHARK/Ben Price
Finish Rank	6
Fastest Section Time (Section)	0:10.82 (L1000)
Top Speed [km/h] (Section)	67.8 (Overall)
Race State	Finished



Morphettville-Professional-2025-06-21

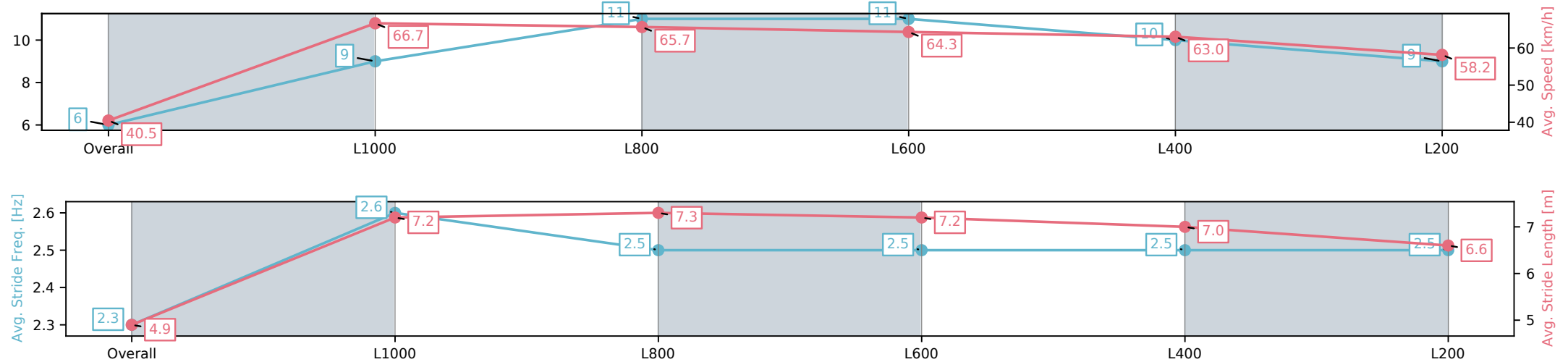
Race 7: Winning Edge Presentations Handicap - 1100m

21 June 2025 - 3:14PM

Track Rating: Soft 5, Weather: Fine, Rail Position: +13m 1200m-W/
Post, +8m Remainder. Sectional 617 m



Section	Overall	L1000	L800	L600	L400	L200
Section Times	1:05.97[6] (0:08.87)	0:57.10[9] (0:10.82)	0:46.28[11] (0:11.08)	0:35.20[11] (0:11.32)	0:23.88[10] (0:11.49)	0:12.39[9] (0:12.39)
Average Speed [km/h]	40.5	66.7	65.7	64.3	63.0	58.2
Top Speed [km/h]	63.0	67.8	67.6	65.7	65.1	60.9
Avg. Dist. to Rail [m]	8.8	4.0	2.5	2.5	5.4	7.9
Avg. Stride Freq. [Hz]	2.3	2.6	2.5	2.5	2.5	2.5
Avg. Stride Length [m]	4.9	7.2	7.3	7.2	7.0	6.6



[] Ranking at each section and finish
-:-:- No data available at this section
NA No data available

Horse/Jockey Name	ARTISSI/Anna Jordsjo
Finish Rank	7
Fastest Section Time (Section)	0:11.08 (L1000)
Top Speed [km/h] (Section)	67.8 (L600)
Race State	Finished



Morphettville-Professional-2025-06-21

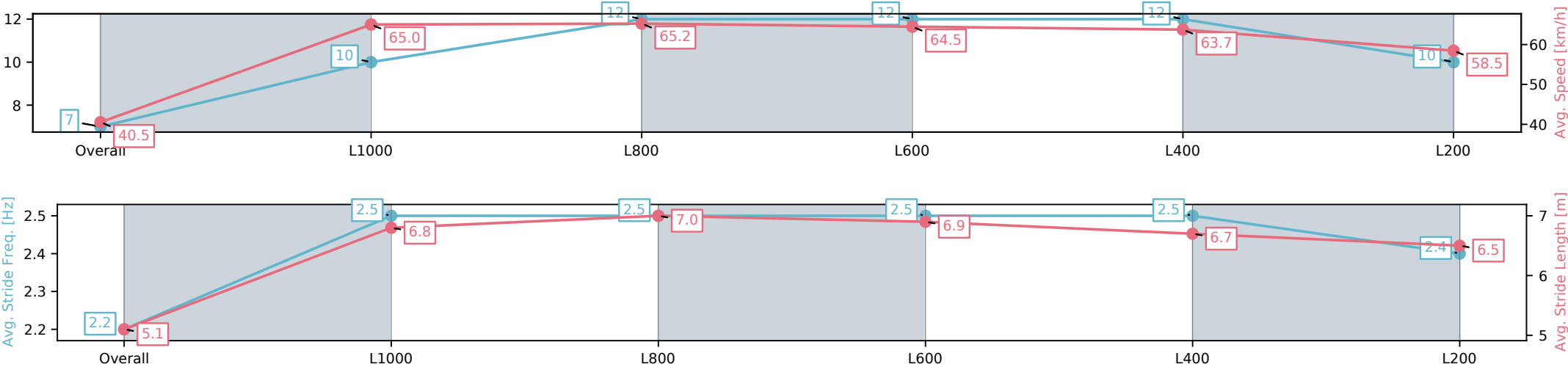
Race 7: Winning Edge Presentations Handicap - 1100m

21 June 2025 - 3:14PM

Track Rating: Soft 5, Weather: Fine, Rail Position: +13m 1200m-W/
Post, +8m Remainder. Sectional 617 m



Section	Overall	L1000	L800	L600	L400	L200
Section Times	1:06.04[7] (0:08.89)	0:57.15[10] (0:11.08)	0:46.07[12] (0:11.14)	0:34.93[12] (0:11.28)	0:23.64[12] (0:11.31)	0:12.33[10] (0:12.33)
Average Speed [km/h]	40.5	65.0	65.2	64.5	63.7	58.5
Top Speed [km/h]	60.9	66.3	66.3	66.0	67.8	61.6
Avg. Dist. to Rail [m]	6.9	3.7	2.8	1.5	4.4	7.2
Avg. Stride Freq. [Hz]	2.2	2.5	2.5	2.5	2.5	2.4
Avg. Stride Length [m]	5.1	6.8	7.0	6.9	6.7	6.5



[] Ranking at each section and finish
-:-:- No data available at this section
NA No data available

Horse/Jockey Name	SUNDOGG/Manoel Nunes
Finish Rank	8
Fastest Section Time (Section)	0:10.66 (L1000)
Top Speed [km/h] (Section)	68.1 (Overall)
Race State	Finished



Morphettville-Professional-2025-06-21

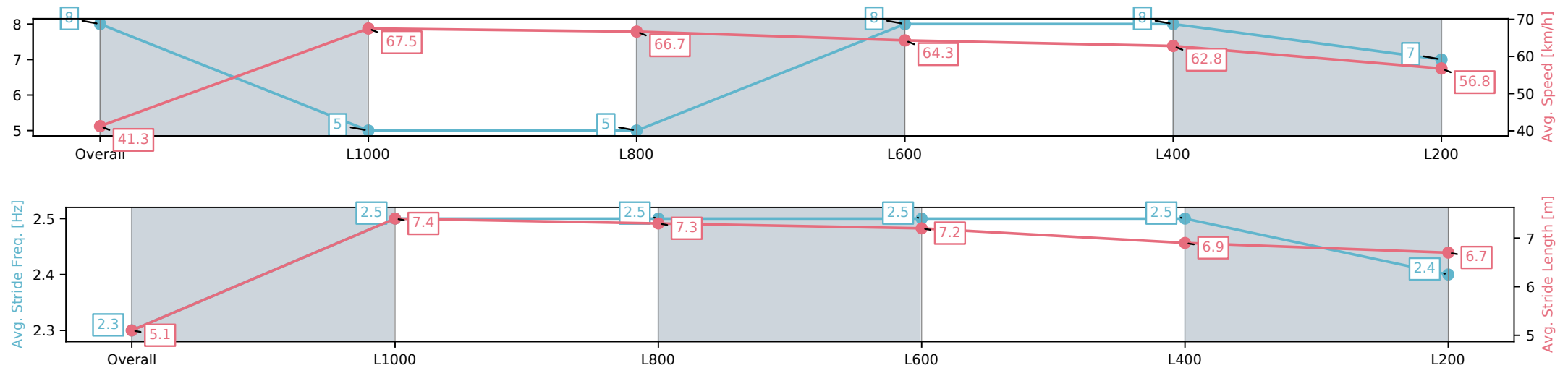
Race 7: Winning Edge Presentations Handicap - 1100m

21 June 2025 - 3:14PM

Track Rating: Soft 5, Weather: Fine, Rail Position: +13m 1200m-W/
Post, +8m Remainder. Sectional 617 m



Section	Overall	L1000	L800	L600	L400	L200
Section Times	1:06.18[8] (0:08.71)	0:57.47[5] (0:10.66)	0:46.81[5] (0:11.07)	0:35.74[8] (0:11.49)	0:24.25[8] (0:11.55)	0:12.70[7] (0:12.70)
Average Speed [km/h]	41.3	67.5	66.7	64.3	62.8	56.8
Top Speed [km/h]	64.1	68.1	67.6	65.5	65.1	59.7
Avg. Dist. to Rail [m]	12.5	7.8	6.0	5.4	7.9	10.8
Avg. Stride Freq. [Hz]	2.3	2.5	2.5	2.5	2.5	2.4
Avg. Stride Length [m]	5.1	7.4	7.3	7.2	6.9	6.7

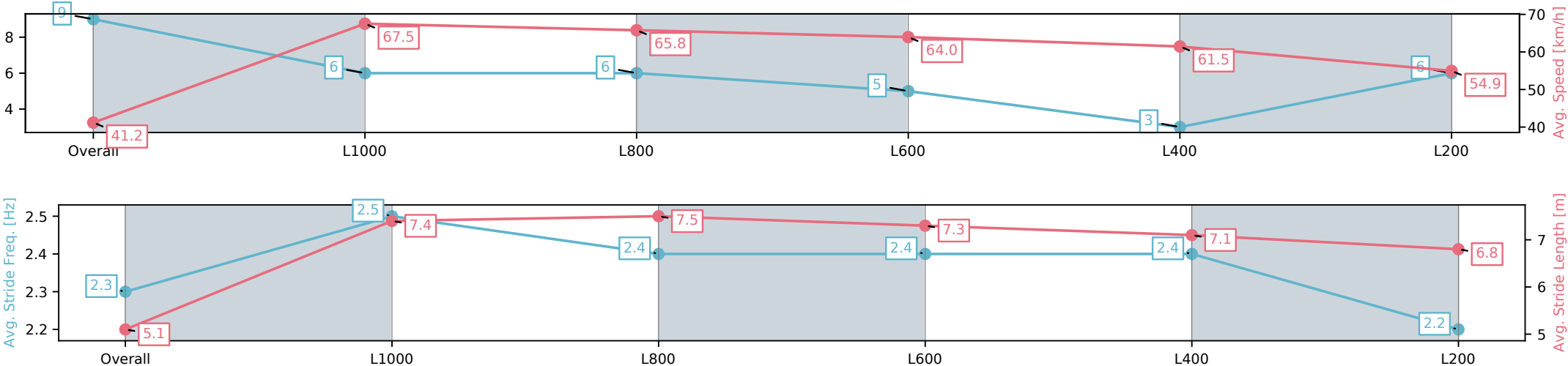


[] Ranking at each section and finish
-:-:- No data available at this section
NA No data available

Horse/Jockey Name	NOSTRYIA/Felicity Atkinson
Finish Rank	9
Fastest Section Time (Section)	0:10.67 (L1000)
Top Speed [km/h] (Section)	68.6 (Overall)
Race State	Finished



Section	Overall	L1000	L800	L600	L400	L200
Section Times	1:06.55[9] (0:08.75)	0:57.80[6] (0:10.67)	0:47.13[6] (0:10.98)	0:36.15[5] (0:11.30)	0:24.85[3] (0:11.75)	0:13.10[6] (0:13.10)
Average Speed [km/h]	41.2	67.5	65.8	64.0	61.5	54.9
Top Speed [km/h]	63.7	68.6	68.5	64.6	64.2	58.9
Avg. Dist. to Rail [m]	1.1	0.4	1.1	0.9	2.2	4.2
Avg. Stride Freq. [Hz]	2.3	2.5	2.4	2.4	2.4	2.2
Avg. Stride Length [m]	5.1	7.4	7.5	7.3	7.1	6.8



[] Ranking at each section and finish
-:-:- No data available at this section
NA No data available

Horse/Jockey Name	OVERSTATED/Caitlin Jones
Finish Rank	10
Fastest Section Time (Section)	0:10.62 (L1000)
Top Speed [km/h] (Section)	69.2 (Overall)
Race State	Finished



Morphettville-Professional-2025-06-21

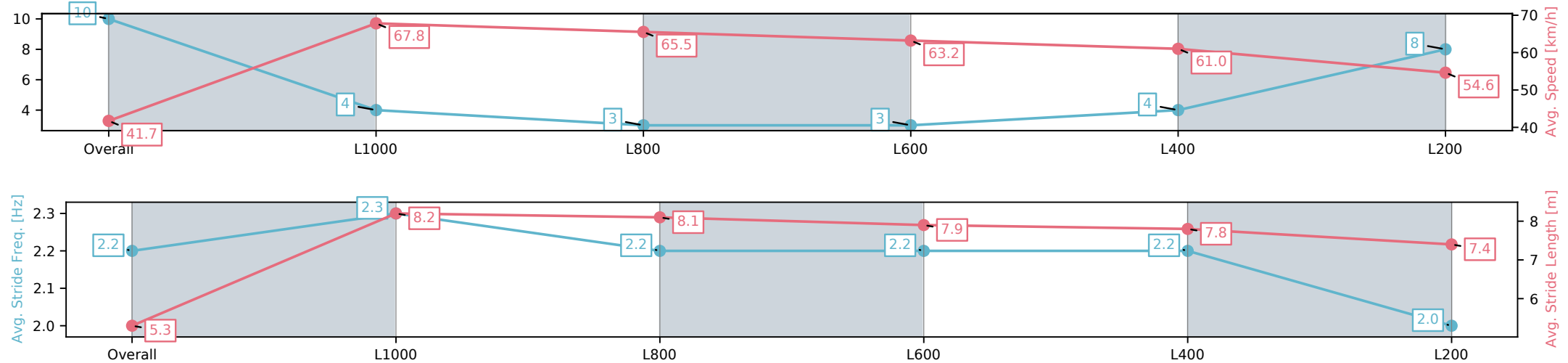
Race 7: Winning Edge Presentations Handicap - 1100m

21 June 2025 - 3:14PM

Track Rating: Soft 5, Weather: Fine, Rail Position: +13m 1200m-W/
Post, +8m Remainder. Sectional 617 m



Section	Overall	L1000	L800	L600	L400	L200
Section Times	1:06.75[10] (0:08.63)	0:58.12[4] (0:10.62)	0:47.50[3] (0:11.05)	0:36.45[3] (0:11.43)	0:25.02[4] (0:11.83)	0:13.19[8] (0:13.19)
Average Speed [km/h]	41.7	67.8	65.5	63.2	61.0	54.6
Top Speed [km/h]	65.1	69.2	67.2	64.0	62.4	58.2
Avg. Dist. to Rail [m]	3.3	1.5	1.3	1.0	1.5	4.2
Avg. Stride Freq. [Hz]	2.2	2.3	2.2	2.2	2.2	2.0
Avg. Stride Length [m]	5.3	8.2	8.1	7.9	7.8	7.4

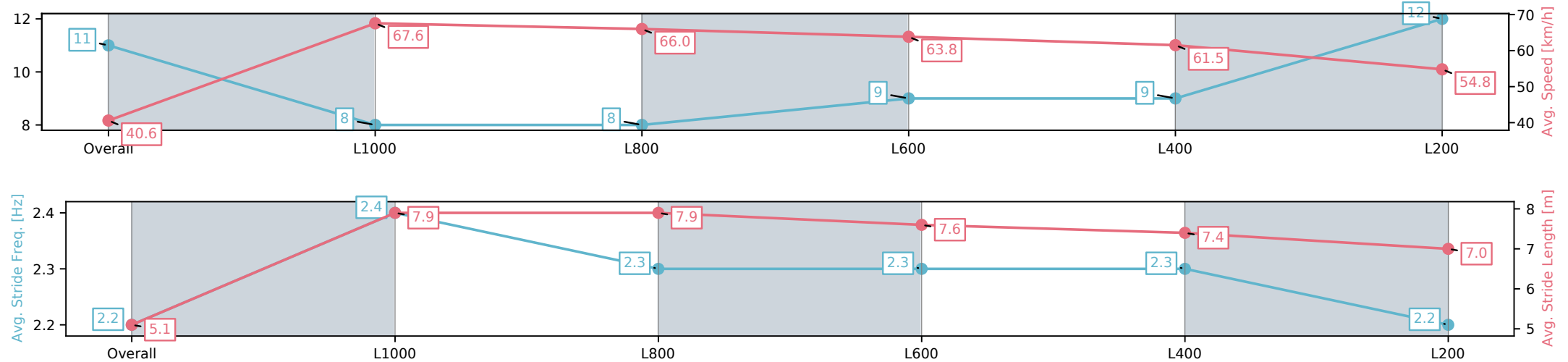


[] Ranking at each section and finish
-:-:- No data available at this section
NA No data available

Horse/Jockey Name	WOLFGANG/Jake Toeroek
Finish Rank	11
Fastest Section Time (Section)	0:10.66 (L1000)
Top Speed [km/h] (Section)	69.0 (Overall)
Race State	Finished



Section	Overall	L1000	L800	L600	L400	L200
Section Times	1:06.95[11] (0:08.87)	0:58.08[8] (0:10.66)	0:47.42[8] (0:11.05)	0:36.37[9] (0:11.44)	0:24.93[9] (0:11.79)	0:13.14[12] (0:13.14)
Average Speed [km/h]	40.6	67.6	66.0	63.8	61.5	54.8
Top Speed [km/h]	64.9	69.0	68.3	64.9	63.2	59.2
Avg. Dist. to Rail [m]	10.9	5.6	3.0	2.8	6.0	7.3
Avg. Stride Freq. [Hz]	2.2	2.4	2.3	2.3	2.3	2.2
Avg. Stride Length [m]	5.1	7.9	7.9	7.6	7.4	7.0



[] Ranking at each section and finish
-:-:- No data available at this section
NA No data available

Horse/Jockey Name	PRESS EXPRESS/Teagan Voorham
Finish Rank	12
Fastest Section Time (Section)	0:11.08 (L1000)
Top Speed [km/h] (Section)	66.8 (L1000)
Race State	Finished



Morphettville-Professional-2025-06-21

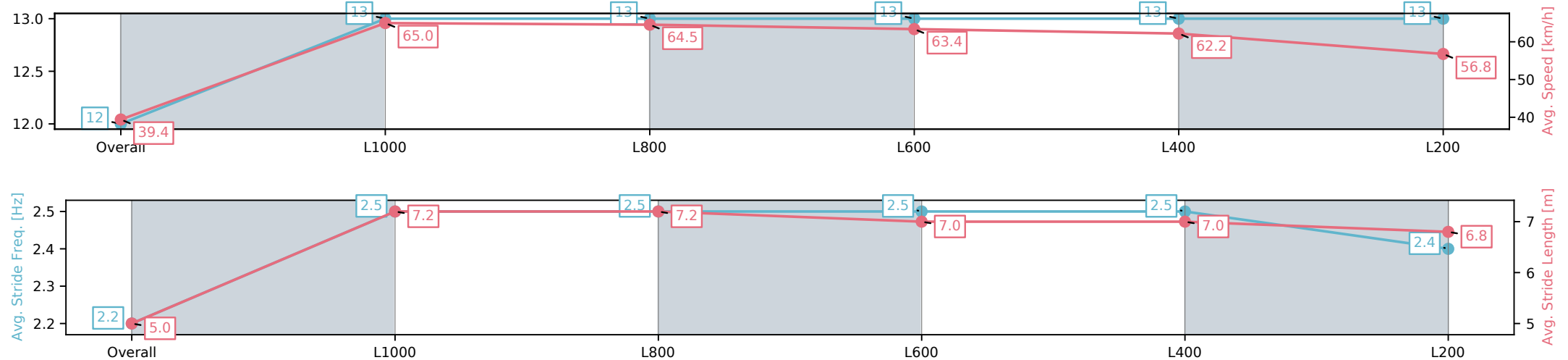
Race 7: Winning Edge Presentations Handicap - 1100m

21 June 2025 - 3:14PM

Track Rating: Soft 5, Weather: Fine, Rail Position: +13m 1200m-W/
Post, +8m Remainder. Sectional 617 m



Section	Overall	L1000	L800	L600	L400	L200
Section Times	1:06.97[12] (0:09.15)	0:57.82[13] (0:11.08)	0:46.74[13] (0:11.12)	0:35.62[13] (0:11.33)	0:24.29[13] (0:11.59)	0:12.70[13] (0:12.70)
Average Speed [km/h]	39.4	65.0	64.5	63.4	62.2	56.8
Top Speed [km/h]	62.1	66.7	66.8	64.2	63.0	59.4
Avg. Dist. to Rail [m]	4.8	1.5	0.7	0.6	3.6	8.2
Avg. Stride Freq. [Hz]	2.2	2.5	2.5	2.5	2.5	2.4
Avg. Stride Length [m]	5.0	7.2	7.2	7.0	7.0	6.8

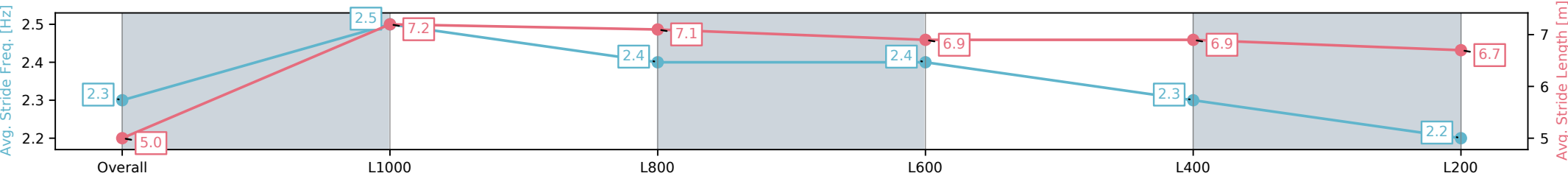
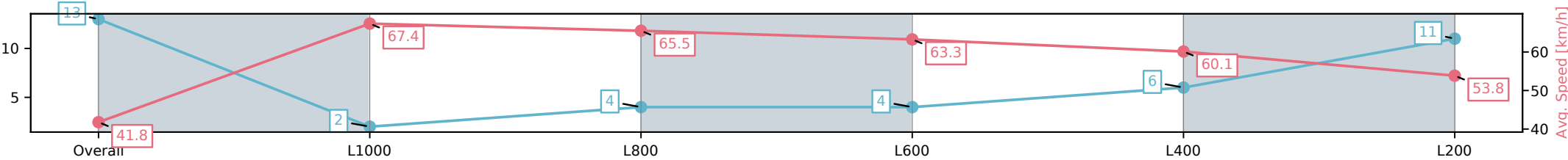


[] Ranking at each section and finish
-:-:- No data available at this section
NA No data available

Horse/Jockey Name	AD ASTRA/Todd Pannell
Finish Rank	13
Fastest Section Time (Section)	0:10.69 (L1000)
Top Speed [km/h] (Section)	68.8 (Overall)
Race State	Finished



Section	Overall	L1000	L800	L600	L400	L200
Section Times	1:07.11[13] (0:08.61)	0:58.50[2] (0:10.69)	0:47.81[4] (0:11.02)	0:36.79[4] (0:11.45)	0:25.34[6] (0:11.95)	0:13.39[11] (0:13.39)
Average Speed [km/h]	41.8	67.4	65.5	63.3	60.1	53.8
Top Speed [km/h]	63.6	68.8	68.1	64.4	61.8	56.8
Avg. Dist. to Rail [m]	1.8	0.4	0.9	0.6	1.1	3.7
Avg. Stride Freq. [Hz]	2.3	2.5	2.4	2.4	2.3	2.2
Avg. Stride Length [m]	5.0	7.2	7.1	6.9	6.9	6.7



[] Ranking at each section and finish
-:-:- No data available at this section
NA No data available