



Morphettville-Professional-2025-06-21
Race 6: Peter Elberg Funerals Handicap - 1050m
21 June 2025 - 2:29PM



Track Rating: Soft 5, Weather: Fine, Rail Position: +13m 1200m-W/Post, +8m Remainder.
Sectional 617 m

Section Field Times							Overall	L1000	L800	L600	L400	L200		
							1:02.41 (0:05.62)	0:56.79 (0:11.22)	0:45.56 (0:11.03)	0:34.54 (0:11.27)	0:23.27 (0:11.33)	0:11.93 (0:11.93)		
Position	#	Horse/Jockey	Barrier	Top Speed [km/h]	Fastest Section	First 400m							Margin	Distance Travelled From Winner [m]
1	12	HAJRA	13	67.0	0:11.04	0:25.64	1:02.41	0:56.51 [9]	0:45.12 [11]	0:34.05 [10]	0:22.98 [7]	0:11.94 [1]	1:02.41	
		Ben Price		1000-800	400-200		(0:05.90)	(0:11.39)	(0:11.07)	(0:11.07)	(0:11.04)	(0:11.94)		
2	4	BEAUTY BOUND	9	66.1	0:11.16	0:25.53	1:02.49	0:56.84 [3]	0:45.40 [6]	0:34.22 [8]	0:22.99 [8]	0:11.83 [6]	0.52L	-2
		Taylor Johnstone		600-400	400-200		(0:05.65)	(0:11.44)	(0:11.18)	(0:11.23)	(0:11.16)	(0:11.83)		
3	11	DAISYDOO	7	67.0	0:11.04	0:25.13	1:02.65	0:57.04 [1]	0:45.82 [1]	0:34.78 [1]	0:23.51 [1]	0:12.13 [2]	1.54L	-4
		Margaret Collett		1200-1000	800-600		(0:05.61)	(0:11.22)	(0:11.04)	(0:11.27)	(0:11.38)	(0:12.13)		
4	17	BABAYKA	11	66.8	0:10.99	0:25.39	1:02.67	0:56.84 [6]	0:45.59 [5]	0:34.60 [4]	0:23.43 [4]	0:12.12 [3]	1.63L	-2
		Caitlin Tootell		1000-800	800-600		(0:05.83)	(0:11.25)	(0:10.99)	(0:11.17)	(0:11.31)	(0:12.12)		
5	15	PALM OF JUMEIRAH	2	66.0	0:11.12	0:25.47	1:02.68	0:56.91 [4]	0:45.57 [7]	0:34.45 [6]	0:23.32 [5]	0:12.04 [5]	1.7L	-4
		Lachlan Neindorf		800-600	800-600		(0:05.77)	(0:11.34)	(0:11.12)	(0:11.13)	(0:11.28)	(0:12.04)		
6	2	SUBSIX	12	67.7	0:10.96	0:25.56	1:02.74	0:56.46 [12]	0:45.50 [10]	0:34.44 [9]	0:23.16 [10]	0:12.02 [7]	2.06L	+1
		Jake Toeroek		1200-1000	1000-800		(0:06.28)	(0:10.96)	(0:11.06)	(0:11.28)	(0:11.14)	(0:12.02)		
7	7	CLARENCE	3	66.0	0:11.07	0:25.51	1:02.88	0:56.99 [8]	0:45.70 [8]	0:34.63 [7]	0:23.36 [9]	0:11.97 [10]	2.94L	-4
		Rochelle Milnes		1000-800	800-600		(0:05.89)	(0:11.28)	(0:11.07)	(0:11.27)	(0:11.39)	(0:11.97)		
8	8	MINE ALL MINE	10	67.0	0:10.95	0:25.15	1:02.98	0:57.18 [5]	0:46.05 [2]	0:35.10 [2]	0:23.83 [2]	0:12.38 [4]	3.56L	+0
		Justin Potter		1200-1000	800-600		(0:05.80)	(0:11.13)	(0:10.95)	(0:11.27)	(0:11.45)	(0:12.38)		
9	16	REINE OF NINE	6	66.1	0:11.11	0:25.75	1:03.20	0:57.21 [10]	0:45.81 [12]	0:34.70 [12]	0:23.46 [12]	0:12.21 [12]	4.99L	-2
		Teagan Voorham		1200-1000	800-600		(0:05.99)	(0:11.40)	(0:11.11)	(0:11.24)	(0:11.25)	(0:12.21)		
10	3	SHOOTOOSE	1	69.1	0:11.18	0:25.62	1:03.37	0:57.54 [6]	0:46.15 [9]	0:34.97 [11]	0:23.77 [11]	0:12.40 [11]	6.02L	-5
		Jason Holder		1200-1000	800-600		(0:05.83)	(0:11.39)	(0:11.18)	(0:11.20)	(0:11.37)	(0:12.40)		

Scratched: Komachi (#1), Brave Action (#5), Quebec (#6), Dyer (#9), Up The Den (#10)

Report Created: Sat 21 June 2025 15:22:30 GMT+10 (Note: Timing is based on positional data)

Page 1/14

[] Position in running at each section and finish
-:-:- No data available at this section
NA No data available
█ Background shading for fastest section

Saddle cloth number
DNF Did not finish
DNT Did not track



Morphettville-Professional-2025-06-21
Race 6: Peter Elberg Funerals Handicap - 1050m
21 June 2025 - 2:29PM



Track Rating: Soft 5, Weather: Fine, Rail Position: +13m 1200m-W/Post, +8m Remainder.
Sectional 617 m

Section
Field Times

Overall
1:02.41
(0:05.62)

L1000
0:56.79
(0:11.22)

L800
0:45.56
(0:11.03)

L600
0:34.54
(0:11.27)

L400
0:23.27
(0:11.33)

L200
0:11.93
(0:11.93)

Position	#	Horse/Jockey	Barrier	Top Speed [km/h]	Fastest Section	First 400m							Margin	Distance Travelled From Winner [m]
11	14	OLD TIME ROCK	8	65.7	0:11.15	0:25.33	1:03.41	0:57.78 [2]	0:46.42 [3]	0:35.27 [5]	0:24.05 [6]	0:12.62 [8]	6.26L	-4
		Manoel Nunes		1200-1000	800-600		(0:05.63)	(0:11.36)	(0:11.15)	(0:11.22)	(0:11.43)	(0:12.62)		
12	13	REASONABLE POINT	5	67.7	0:10.94	0:25.23	1:03.84	0:57.83 [11]	0:46.80 [4]	0:35.86 [3]	0:24.64 [3]	0:13.05 [9]	8.95L	-5
		Jessica Tzaferis		1200-1000	800-600		(0:06.01)	(0:11.03)	(0:10.94)	(0:11.22)	(0:11.59)	(0:13.05)		

Scratched: Komachi (#1), Brave Action (#5), Quebeck (#6), Dyer (#9), Up The Den (#10)

Horse/Jockey Name	HAJRA/Ben Price
Finish Rank	1
Fastest Section Time (Section)	0:11.04 (L400)
Top Speed [km/h] (Section)	67.0 (L1000)
Race State	Finished



Morphettville-Professional-2025-06-21

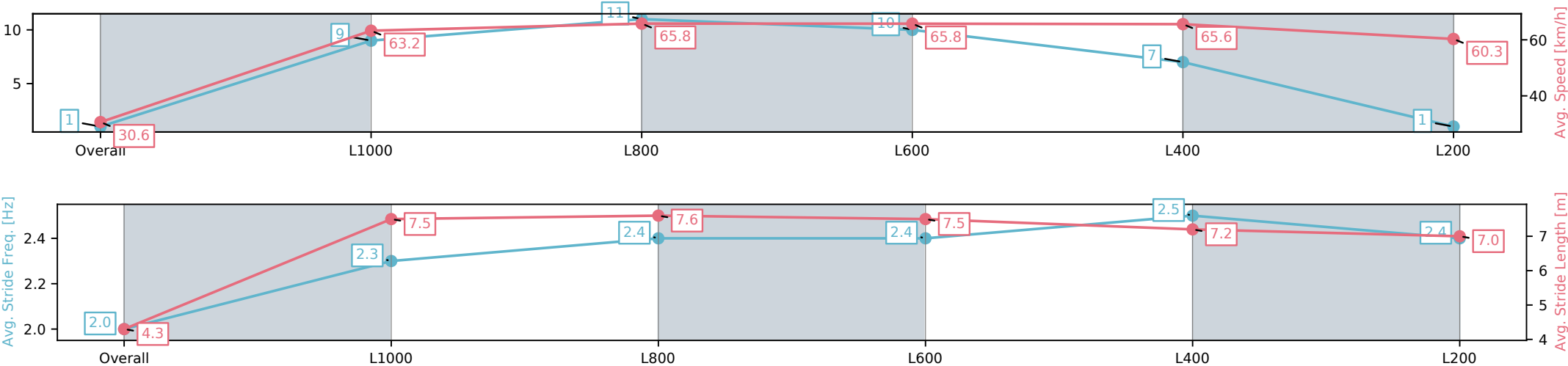
Race 6: Peter Elberg Funerals Handicap - 1050m

21 June 2025 - 2:29PM

Track Rating: Soft 5, Weather: Fine, Rail Position: +13m 1200m-W/
Post, +8m Remainder. Sectional 617 m



Section	Overall	L1000	L800	L600	L400	L200
Section Times	1:02.41[1] (0:05.90)	0:56.51[9] (0:11.39)	0:45.12[11] (0:11.07)	0:34.05[10] (0:11.07)	0:22.98[7] (0:11.04)	0:11.94[1] (0:11.94)
Average Speed [km/h]	30.6	63.2	65.8	65.8	65.6	60.3
Top Speed [km/h]	56.1	65.6	67.0	66.9	66.3	64.5
Avg. Dist. to Rail [m]	10.2	6.7	3.2	2.2	4.3	3.3
Avg. Stride Freq. [Hz]	2.0	2.3	2.4	2.4	2.5	2.4
Avg. Stride Length [m]	4.3	7.5	7.6	7.5	7.2	7.0



[] Ranking at each section and finish
-:-:- No data available at this section
NA No data available

Horse/Jockey Name	BEAUTY BOUND/Taylor Johnstone
Finish Rank	2
Fastest Section Time (Section)	0:11.16 (L400)
Top Speed [km/h] (Section)	66.1 (L600)
Race State	Finished



Morphettville-Professional-2025-06-21

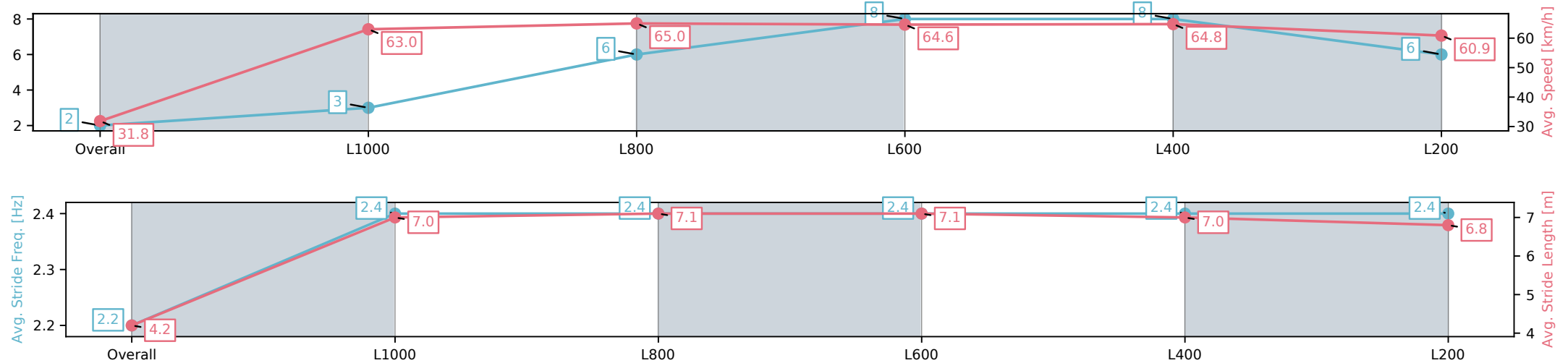
Race 6: Peter Elberg Funerals Handicap - 1050m

21 June 2025 - 2:29PM

Track Rating: Soft 5, Weather: Fine, Rail Position: +13m 1200m-W/
Post, +8m Remainder. Sectional 617 m



Section	Overall	L1000	L800	L600	L400	L200
Section Times	1:02.49[2] (0:05.65)	0:56.84[3] (0:11.44)	0:45.40[6] (0:11.18)	0:34.22[8] (0:11.23)	0:22.99[8] (0:11.16)	0:11.83[6] (0:11.83)
Average Speed [km/h]	31.8	63.0	65.0	64.6	64.8	60.9
Top Speed [km/h]	53.8	66.0	65.9	65.5	66.1	63.3
Avg. Dist. to Rail [m]	7.5	5.1	2.2	1.7	2.8	2.7
Avg. Stride Freq. [Hz]	2.2	2.4	2.4	2.4	2.4	2.4
Avg. Stride Length [m]	4.2	7.0	7.1	7.1	7.0	6.8



[] Ranking at each section and finish
-:-:- No data available at this section
NA No data available

Horse/Jockey Name	DAISYDOO/Margaret Collett
Finish Rank	3
Fastest Section Time (Section)	0:11.04 (L800)
Top Speed [km/h] (Section)	67.0 (Overall)
Race State	Finished



Morphettville-Professional-2025-06-21

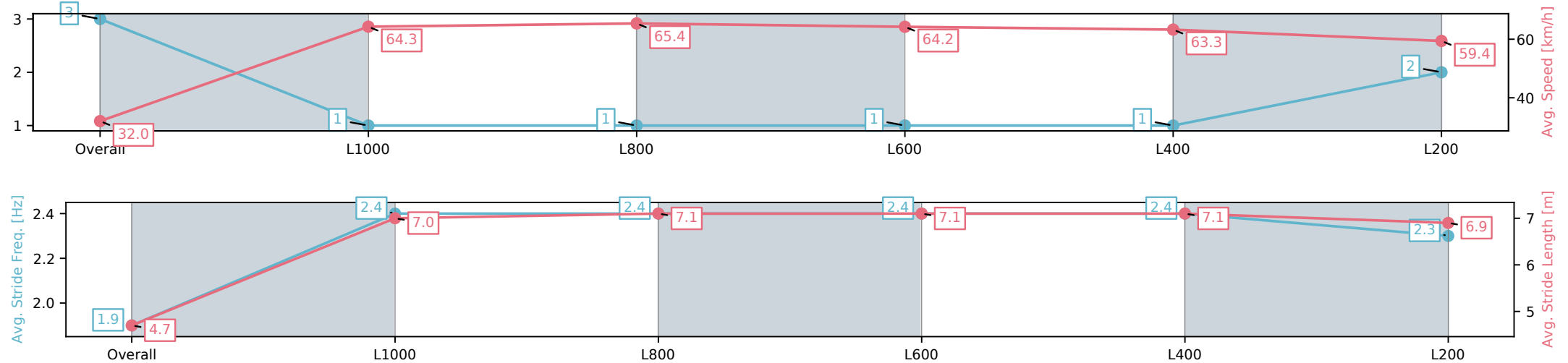
Race 6: Peter Elberg Funerals Handicap - 1050m

21 June 2025 - 2:29PM

Track Rating: Soft 5, Weather: Fine, Rail Position: +13m 1200m-W/
Post, +8m Remainder. Sectional 617 m



Section	Overall	L1000	L800	L600	L400	L200
Section Times	1:02.65[3] (0:05.61)	0:57.04[1] (0:11.22)	0:45.82[1] (0:11.04)	0:34.78[1] (0:11.27)	0:23.51[1] (0:11.38)	0:12.13[2] (0:12.13)
Average Speed [km/h]	32.0	64.3	65.4	64.2	63.3	59.4
Top Speed [km/h]	55.8	67.0	66.8	65.1	64.0	62.1
Avg. Dist. to Rail [m]	5.0	3.6	1.2	1.0	0.6	0.3
Avg. Stride Freq. [Hz]	1.9	2.4	2.4	2.4	2.4	2.3
Avg. Stride Length [m]	4.7	7.0	7.1	7.1	7.1	6.9

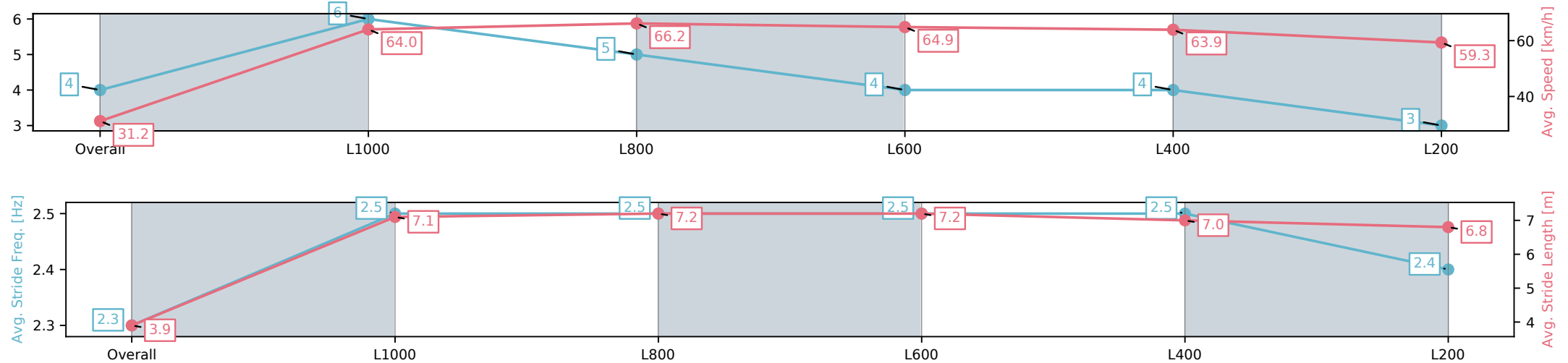


[] Ranking at each section and finish
-:-:- No data available at this section
NA No data available

Horse/Jockey Name	BABAYKA/Caitlin Tootell
Finish Rank	4
Fastest Section Time (Section)	0:10.99 (L800)
Top Speed [km/h] (Section)	66.8 (L1000)
Race State	Finished



Section	Overall	L1000	L800	L600	L400	L200
Section Times	1:02.67[4] (0:05.83)	0:56.84[6] (0:11.25)	0:45.59[5] (0:10.99)	0:34.60[4] (0:11.17)	0:23.43[4] (0:11.31)	0:12.12[3] (0:12.12)
Average Speed [km/h]	31.2	64.0	66.2	64.9	63.9	59.3
Top Speed [km/h]	55.6	66.4	66.8	65.6	65.2	61.4
Avg. Dist. to Rail [m]	8.5	6.1	2.9	1.0	3.5	5.5
Avg. Stride Freq. [Hz]	2.3	2.5	2.5	2.5	2.5	2.4
Avg. Stride Length [m]	3.9	7.1	7.2	7.2	7.0	6.8



[] Ranking at each section and finish
-:-:- No data available at this section
NA No data available

Horse/Jockey Name	PALM OF JUMEIRAH/Lachlan Neindorf
Finish Rank	5
Fastest Section Time (Section)	0:11.12 (L800)
Top Speed [km/h] (Section)	66.0 (L800)
Race State	Finished



Morphettville-Professional-2025-06-21

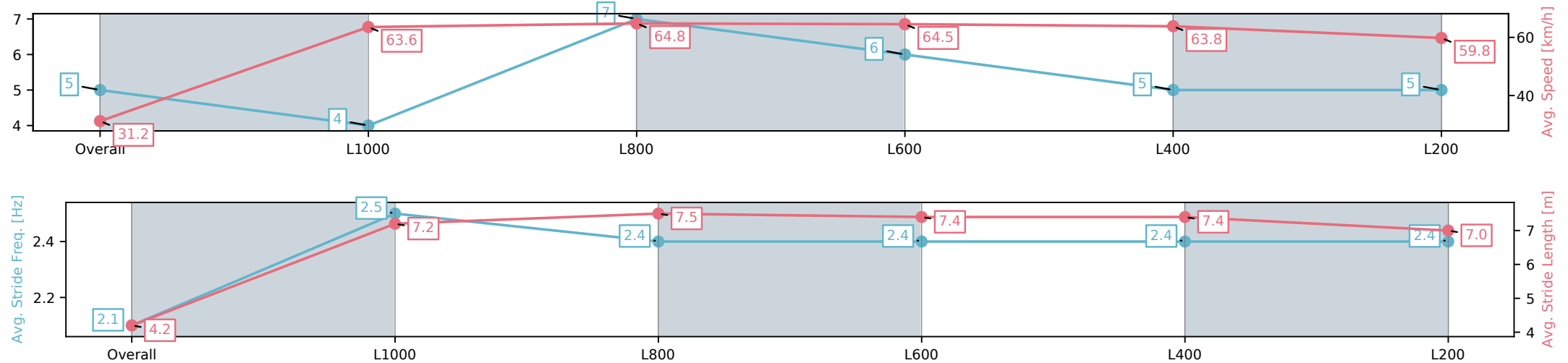
Race 6: Peter Elberg Funerals Handicap - 1050m

21 June 2025 - 2:29PM

Track Rating: Soft 5, Weather: Fine, Rail Position: +13m 1200m-W/
Post, +8m Remainder. Sectional 617 m



Section	Overall	L1000	L800	L600	L400	L200
Section Times	1:02.68[5] (0:05.77)	0:56.91[4] (0:11.34)	0:45.57[7] (0:11.12)	0:34.45[6] (0:11.13)	0:23.32[5] (0:11.28)	0:12.04[5] (0:12.04)
Average Speed [km/h]	31.2	63.6	64.8	64.5	63.8	59.8
Top Speed [km/h]	55.2	65.5	66.0	66.0	65.2	63.1
Avg. Dist. to Rail [m]	2.4	1.1	0.4	0.5	1.0	2.0
Avg. Stride Freq. [Hz]	2.1	2.5	2.4	2.4	2.4	2.4
Avg. Stride Length [m]	4.2	7.2	7.5	7.4	7.4	7.0



[] Ranking at each section and finish
-:-:- No data available at this section
NA No data available

Horse/Jockey Name	SUBSIX/Jake Toeroek
Finish Rank	6
Fastest Section Time (Section)	0:10.96 (L1000)
Top Speed [km/h] (Section)	67.7 (Overall)
Race State	Finished



Morphettville-Professional-2025-06-21

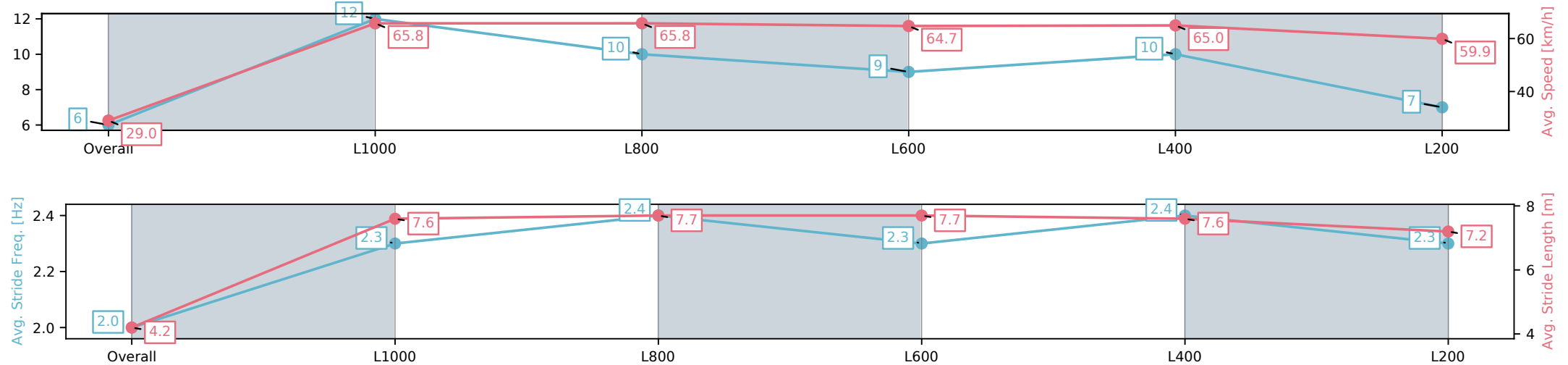
Race 6: Peter Elberg Funerals Handicap - 1050m

21 June 2025 - 2:29PM

Track Rating: Soft 5, Weather: Fine, Rail Position: +13m 1200m-W/
Post, +8m Remainder. Sectional 617 m



Section	Overall	L1000	L800	L600	L400	L200
Section Times	1:02.74[6] (0:06.28)	0:56.46[12] (0:10.96)	0:45.50[10] (0:11.06)	0:34.44[9] (0:11.28)	0:23.16[10] (0:11.14)	0:12.02[7] (0:12.02)
Average Speed [km/h]	29.0	65.8	65.8	64.7	65.0	59.9
Top Speed [km/h]	60.7	67.7	66.8	66.1	66.1	63.5
Avg. Dist. to Rail [m]	9.0	5.1	2.7	2.8	5.4	7.8
Avg. Stride Freq. [Hz]	2.0	2.3	2.4	2.3	2.4	2.3
Avg. Stride Length [m]	4.2	7.6	7.7	7.7	7.6	7.2

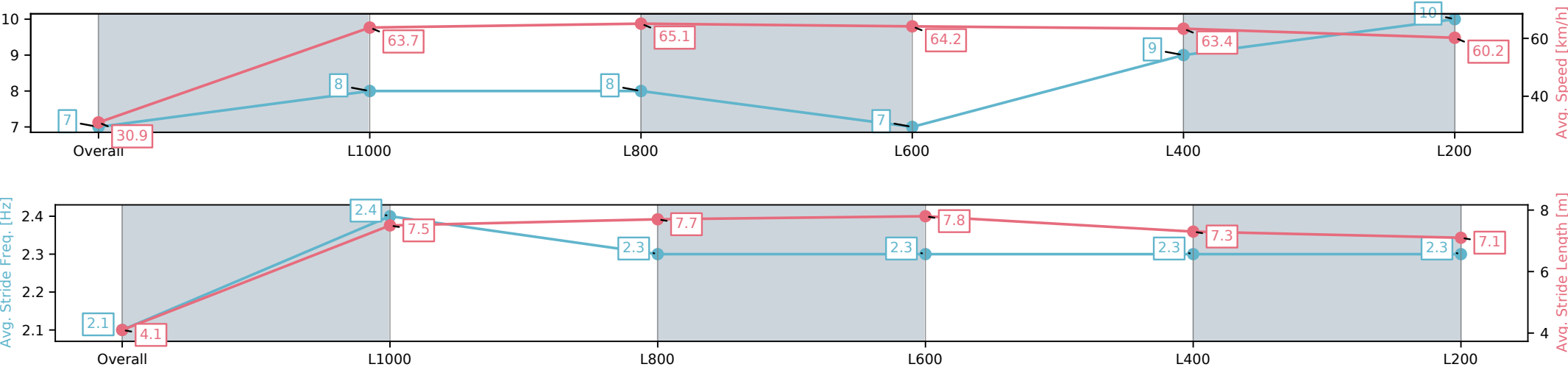


[] Ranking at each section and finish
-:-:- No data available at this section
NA No data available

Horse/Jockey Name	CLARENCE/Rochelle Milnes
Finish Rank	7
Fastest Section Time (Section)	0:11.07 (L800)
Top Speed [km/h] (Section)	66.0 (L1000)
Race State	Finished



Section	Overall	L1000	L800	L600	L400	L200
Section Times	1:02.88[7] (0:05.89)	0:56.99[8] (0:11.28)	0:45.70[8] (0:11.07)	0:34.63[7] (0:11.27)	0:23.36[9] (0:11.39)	0:11.97[10] (0:11.97)
Average Speed [km/h]	30.9	63.7	65.1	64.2	63.4	60.2
Top Speed [km/h]	56.1	65.6	66.0	65.3	63.9	62.6
Avg. Dist. to Rail [m]	2.2	1.3	0.5	0.7	2.0	4.9
Avg. Stride Freq. [Hz]	2.1	2.4	2.3	2.3	2.3	2.3
Avg. Stride Length [m]	4.1	7.5	7.7	7.8	7.3	7.1

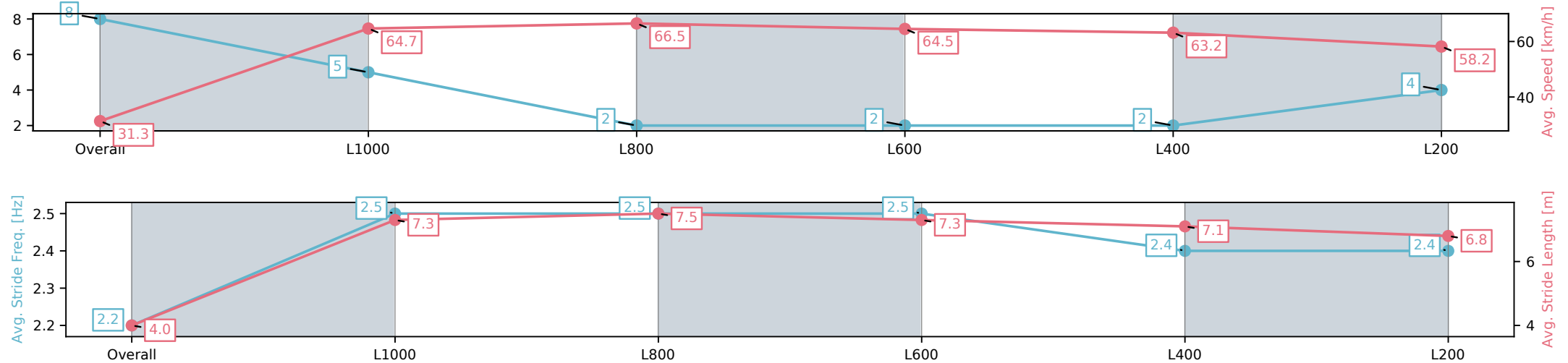


[] Ranking at each section and finish
-:-:- No data available at this section
NA No data available

Horse/Jockey Name	MINE ALL MINE/Justin Potter
Finish Rank	8
Fastest Section Time (Section)	0:10.95 (L800)
Top Speed [km/h] (Section)	67.0 (Overall)
Race State	Finished



Section	Overall	L1000	L800	L600	L400	L200
Section Times	1:02.98[8] (0:05.80)	0:57.18[5] (0:11.13)	0:46.05[2] (0:10.95)	0:35.10[2] (0:11.27)	0:23.83[2] (0:11.45)	0:12.38[4] (0:12.38)
Average Speed [km/h]	31.3	64.7	66.5	64.5	63.2	58.2
Top Speed [km/h]	57.6	67.0	66.8	66.7	64.3	62.3
Avg. Dist. to Rail [m]	8.3	6.6	3.1	1.9	2.1	2.1
Avg. Stride Freq. [Hz]	2.2	2.5	2.5	2.5	2.4	2.4
Avg. Stride Length [m]	4.0	7.3	7.5	7.3	7.1	6.8



[] Ranking at each section and finish
-:-:- No data available at this section
NA No data available

Horse/Jockey Name	REINE OF NINE/Teagan Voorham
Finish Rank	9
Fastest Section Time (Section)	0:11.11 (L800)
Top Speed [km/h] (Section)	66.1 (Overall)
Race State	Finished



Morphettville-Professional-2025-06-21

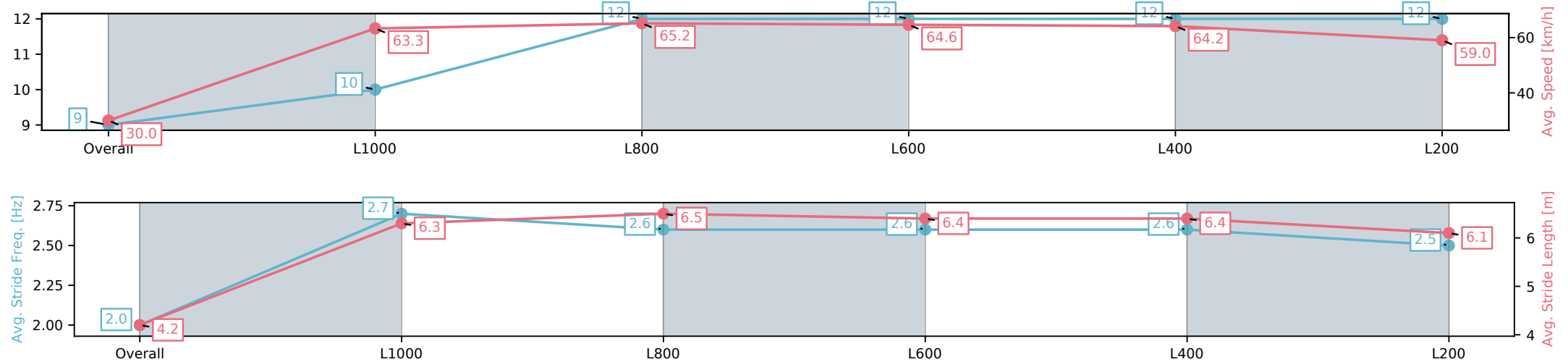
Race 6: Peter Elberg Funerals Handicap - 1050m

21 June 2025 - 2:29PM

Track Rating: Soft 5, Weather: Fine, Rail Position: +13m 1200m-W/
Post, +8m Remainder. Sectional 617 m



Section	Overall	L1000	L800	L600	L400	L200
Section Times	1:03.20[9] (0:05.99)	0:57.21[10] (0:11.40)	0:45.81[12] (0:11.11)	0:34.70[12] (0:11.24)	0:23.46[12] (0:11.25)	0:12.21[12] (0:12.21)
Average Speed [km/h]	30.0	63.3	65.2	64.6	64.2	59.0
Top Speed [km/h]	57.4	66.1	65.5	65.6	65.0	63.5
Avg. Dist. to Rail [m]	3.9	2.7	1.8	1.7	3.2	6.0
Avg. Stride Freq. [Hz]	2.0	2.7	2.6	2.6	2.6	2.5
Avg. Stride Length [m]	4.2	6.3	6.5	6.4	6.4	6.1



[] Ranking at each section and finish
-:-:- No data available at this section
NA No data available

Horse/Jockey Name	SHOOTOOSE/Jason Holder
Finish Rank	10
Fastest Section Time (Section)	0:11.18 (L800)
Top Speed [km/h] (Section)	69.1 (Overall)
Race State	Finished



Morphettville-Professional-2025-06-21

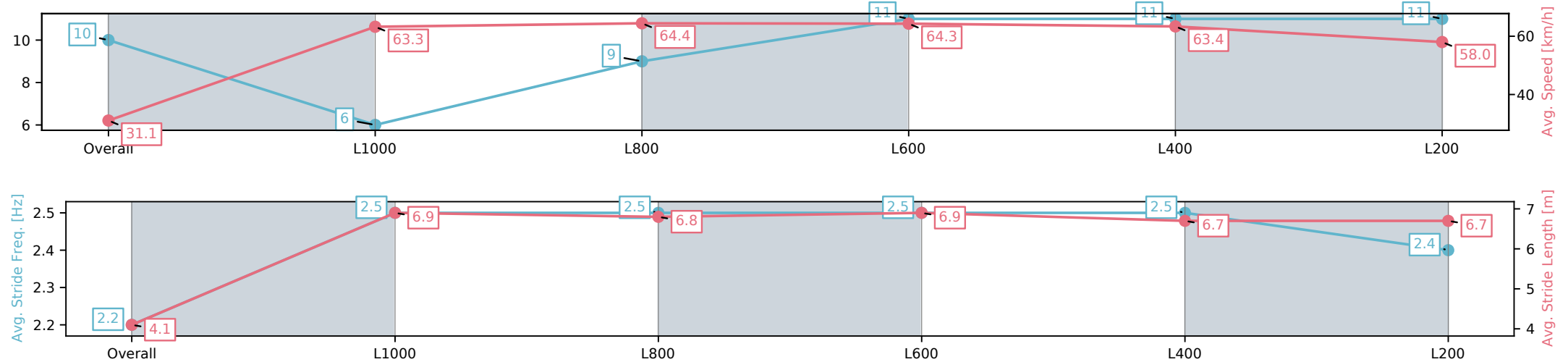
Race 6: Peter Elberg Funerals Handicap - 1050m

21 June 2025 - 2:29PM

Track Rating: Soft 5, Weather: Fine, Rail Position: +13m 1200m-W/
Post, +8m Remainder. Sectional 617 m



Section	Overall	L1000	L800	L600	L400	L200
Section Times	1:03.37[10] (0:05.83)	0:57.54[6] (0:11.39)	0:46.15[9] (0:11.18)	0:34.97[11] (0:11.20)	0:23.77[11] (0:11.37)	0:12.40[11] (0:12.40)
Average Speed [km/h]	31.1	63.3	64.4	64.3	63.4	58.0
Top Speed [km/h]	53.7	69.1	65.2	65.0	64.0	62.3
Avg. Dist. to Rail [m]	0.8	0.3	0.3	0.3	0.2	0.2
Avg. Stride Freq. [Hz]	2.2	2.5	2.5	2.5	2.5	2.4
Avg. Stride Length [m]	4.1	6.9	6.8	6.9	6.7	6.7

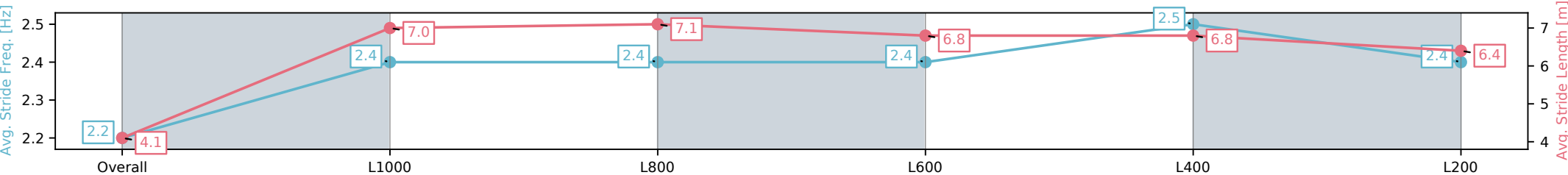
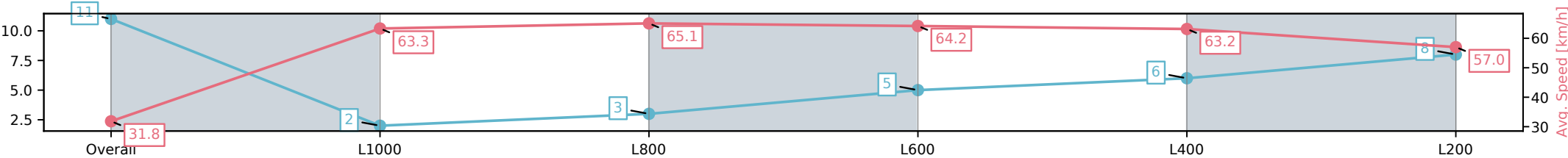


[] Ranking at each section and finish
-:-:- No data available at this section
NA No data available

Horse/Jockey Name	OLD TIME ROCK/Manoel Nunes
Finish Rank	11
Fastest Section Time (Section)	0:11.15 (L800)
Top Speed [km/h] (Section)	65.7 (Overall)
Race State	Finished



Section	Overall	L1000	L800	L600	L400	L200
Section Times	1:03.41[11] (0:05.63)	0:57.78[2] (0:11.36)	0:46.42[3] (0:11.15)	0:35.27[5] (0:11.22)	0:24.05[6] (0:11.43)	0:12.62[8] (0:12.62)
Average Speed [km/h]	31.8	63.3	65.1	64.2	63.2	57.0
Top Speed [km/h]	56.6	65.7	65.6	65.3	64.3	61.0
Avg. Dist. to Rail [m]	5.5	4.2	1.6	0.5	1.1	1.6
Avg. Stride Freq. [Hz]	2.2	2.4	2.4	2.4	2.5	2.4
Avg. Stride Length [m]	4.1	7.0	7.1	6.8	6.8	6.4



[] Ranking at each section and finish
-:-:- No data available at this section
NA No data available

Horse/Jockey Name	REASONABLE POINT/Jessica Tzaferis
Finish Rank	12
Fastest Section Time (Section)	0:10.94 (L800)
Top Speed [km/h] (Section)	67.7 (Overall)
Race State	Finished



Section	Overall	L1000	L800	L600	L400	L200
Section Times	1:03.84[12] (0:06.01)	0:57.83[11] (0:11.03)	0:46.80[4] (0:10.94)	0:35.86[3] (0:11.22)	0:24.64[3] (0:11.59)	0:13.05[9] (0:13.05)
Average Speed [km/h]	30.1	65.4	65.0	63.5	62.0	55.2
Top Speed [km/h]	58.6	67.7	66.5	64.1	63.4	59.9
Avg. Dist. to Rail [m]	2.6	1.2	2.9	2.1	1.3	1.1
Avg. Stride Freq. [Hz]	2.2	2.6	2.5	2.5	2.5	2.3
Avg. Stride Length [m]	3.8	7.1	7.2	7.1	7.0	6.6

