



**Morphettville-Professional-2025-06-21**  
**Race 1: Thomas Farms Maiden Plate - 1050m**  
**21 June 2025 - 11:33AM**



Track Rating: Soft 6, Weather: Fine, Rail Position: +13m 1200m-W/Post, +8m Remainder.  
Sectional 617 m

Section Field Times							Overall	L1000	L800	L600	L400	L200		
							1:02.48 (0:05.61)	0:56.87 (0:11.06)	0:45.82 (0:10.87)	0:34.94 (0:11.26)	0:23.68 (0:11.62)	0:12.06 (0:12.06)		
Position	#	Horse/Jockey	Barrier	Top Speed [km/h]	Fastest Section	First 400m							Margin	Distance Travelled From Winner [m]
1	8	KALOSYNI	4	65.4	0:11.02	0:25.56	1:02.48	0:56.69 [7]	0:45.27 [6]	0:34.17 [5]	0:23.15 [3]	0:12.00 [2]	1:02.48	
		Jessica Tzaferis		800-600	600-400		(0:05.79)	(0:11.42)	(0:11.10)	(0:11.02)	(0:11.15)	(0:12.00)		
2	1	ARAMOSO	11	68.8	0:10.87	0:24.80	1:02.56	0:56.96 [1]	0:45.90 [1]	0:35.03 [1]	0:23.76 [1]	0:12.15 [1]	0.45L	+2
		Caitlin Tootell		1200-1000	800-600		(0:05.60)	(0:11.06)	(0:10.87)	(0:11.27)	(0:11.61)	(0:12.15)		
3	10	STOLEN KISS	13	66.7	0:11.04	0:25.88	1:02.80	0:57.09 [3]	0:45.46 [8]	0:34.17 [9]	0:23.02 [8]	0:11.98 [4]	1.91L	+5
		Lachlan Neindorf		600-400	400-200		(0:05.71)	(0:11.63)	(0:11.28)	(0:11.15)	(0:11.04)	(0:11.98)		
4	3	DAPPER DON	10	66.3	0:11.21	0:25.64	1:02.99	0:57.24 [4]	0:45.80 [5]	0:34.55 [7]	0:23.33 [6]	0:12.12 [5]	3.04L	+3
		Ben Price		600-400	400-200		(0:05.75)	(0:11.44)	(0:11.25)	(0:11.22)	(0:11.21)	(0:12.12)		
5	7	GOOCHEE GAL	2	67.0	0:11.12	0:25.24	1:03.17	0:57.41 [6]	0:46.21 [3]	0:35.09 [3]	0:23.73 [4]	0:12.21 [6]	4.14L	+0
		Margaret Collett		1200-1000	800-600		(0:05.76)	(0:11.20)	(0:11.12)	(0:11.36)	(0:11.52)	(0:12.21)		
6	4	KIKKULI	5	66.0	0:11.20	0:25.45	1:03.30	0:57.55 [5]	0:46.28 [4]	0:35.08 [4]	0:23.80 [5]	0:12.33 [7]	4.94L	+1
		Caitlin Jones		1200-1000	800-600		(0:05.75)	(0:11.27)	(0:11.20)	(0:11.28)	(0:11.47)	(0:12.33)		
7	11	TIDDY WIDDY	1	67.4	0:10.87	0:25.01	1:03.30	0:57.65 [2]	0:46.43 [2]	0:35.56 [2]	0:24.21 [2]	0:12.59 [3]	4.96L	+0
		Teagan Voorham		1200-1000	800-600		(0:05.65)	(0:11.22)	(0:10.87)	(0:11.35)	(0:11.62)	(0:12.59)		
8	13	ZOUTARA	12	65.6	0:11.14	0:26.03	1:03.30	0:57.13 [10]	0:45.76 [12]	0:34.44 [11]	0:23.02 [11]	0:11.88 [10]	4.96L	+4
		Jacob Opperman		600-400	400-200		(0:06.17)	(0:11.37)	(0:11.32)	(0:11.42)	(0:11.14)	(0:11.88)		
9	9	SECTORS	9	68.7	0:11.12	0:26.15	1:03.35	0:57.24 [8]	0:45.85 [10]	0:34.41 [12]	0:23.00 [12]	0:11.88 [11]	5.25L	+6
		Taylor Johnstone		1200-1000	400-200		(0:06.11)	(0:11.39)	(0:11.44)	(0:11.41)	(0:11.12)	(0:11.88)		
10	5	VANINETTI	8	67.0	0:11.07	0:25.83	1:03.46	0:57.00 [12]	0:45.93 [11]	0:34.82 [10]	0:23.53 [9]	0:12.18 [8]	5.91L	+1
		Justin Potter		1200-1000	1000-800		(0:06.46)	(0:11.07)	(0:11.11)	(0:11.28)	(0:11.35)	(0:12.18)		

Scratched: Wild Pixie (#12), Now East (#14), From The Block (#15), Darlinc (#16)

Report Created: Sat 21 June 2025 12:25:32 GMT+10 (Note: Timing is based on positional data)

Page 1/14

[ ] Position in running at each section and finish  
-:-:- No data available at this section  
NA No data available  
# Saddle cloth number  
DNF Did not finish  
DNT Did not track  
Background shading for fastest section



Morphettville-Professional-2025-06-21  
Race 1: Thomas Farms Maiden Plate - 1050m  
21 June 2025 - 11:33AM



Track Rating: Soft 6, Weather: Fine, Rail Position: +13m 1200m-W/Post, +8m Remainder.  
Sectional 617 m

Section Field Times							Overall	L1000	L800	L600	L400	L200		
							1:02.48 (0:05.61)	0:56.87 (0:11.06)	0:45.82 (0:10.87)	0:34.94 (0:11.26)	0:23.68 (0:11.62)	0:12.06 (0:12.06)		
Position	#	Horse/Jockey	Barrier	Top Speed [km/h]	Fastest Section	First 400m							Margin	Distance Travelled From Winner [m]
11	2	COORONG TYCOON	3	70.1	0:11.04	0:25.66	1:03.94	0:57.69 [11]	0:46.65 [7]	0:35.51 [6]	0:24.18 [7]	0:12.52 [9]	8.82L	+0
		Manoel Nunes		1200-1000	1000-800		(0:06.25)	(0:11.04)	(0:11.14)	(0:11.33)	(0:11.66)	(0:12.52)		
12	6	WILLOW LANE	7	65.8	0:11.16	0:25.82	1:05.39	0:59.27 [9]	0:48.02 [9]	0:36.86 [8]	0:25.38 [10]	0:13.34 [12]	17.63L	+0
		Sairyn Fawke		1200-1000	800-600		(0:06.12)	(0:11.25)	(0:11.16)	(0:11.48)	(0:12.04)	(0:13.34)		

Scratched: Wild Pixie (#12), Now East (#14), From The Block (#15), Darlinc (#16)

- [ ] Position in running at each section and finish
- :-:--:-- No data available at this section
- NA No data available
- █ Background shading for fastest section
- # Saddle cloth number
- DNF Did not finish
- DNT Did not track

Horse/Jockey Name	KALOSYNI/Jessica Tzaferis
Finish Rank	1
Fastest Section Time (Section)	0:11.02 (L600)
Top Speed [km/h] (Section)	65.4 (L800)
Race State	Finished



Morphettville-Professional-2025-06-21

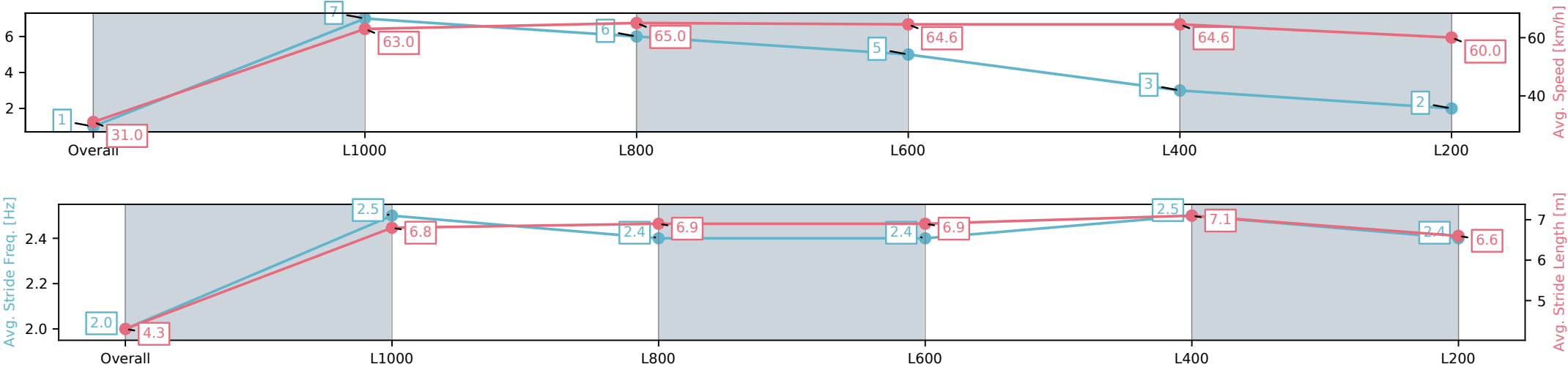
Race 1: Thomas Farms Maiden Plate - 1050m

21 June 2025 - 11:33AM

Track Rating: Soft 6, Weather: Fine, Rail Position: +13m 1200m-W/  
Post, +8m Remainder. Sectional 617 m



Section	Overall	L1000	L800	L600	L400	L200
Section Times	1:02.48[1] (0:05.79)	0:56.69[7] (0:11.42)	0:45.27[6] (0:11.10)	0:34.17[5] (0:11.02)	0:23.15[3] (0:11.15)	0:12.00[2] (0:12.00)
Average Speed [km/h]	31.0	63.0	65.0	64.6	64.6	60.0
Top Speed [km/h]	55.9	65.0	65.3	65.4	65.1	63.3
Avg. Dist. to Rail [m]	4.0	2.3	0.7	1.8	0.9	1.5
Avg. Stride Freq. [Hz]	2.0	2.5	2.4	2.4	2.5	2.4
Avg. Stride Length [m]	4.3	6.8	6.9	6.9	7.1	6.6



[ ] Ranking at each section and finish  
-:-:- No data available at this section  
NA No data available

Horse/Jockey Name	ARAMOSO/Caitlin Tootell
Finish Rank	2
Fastest Section Time (Section)	0:10.87 (L800)
Top Speed [km/h] (Section)	68.8 (Overall)
Race State	Finished



Morphettville-Professional-2025-06-21

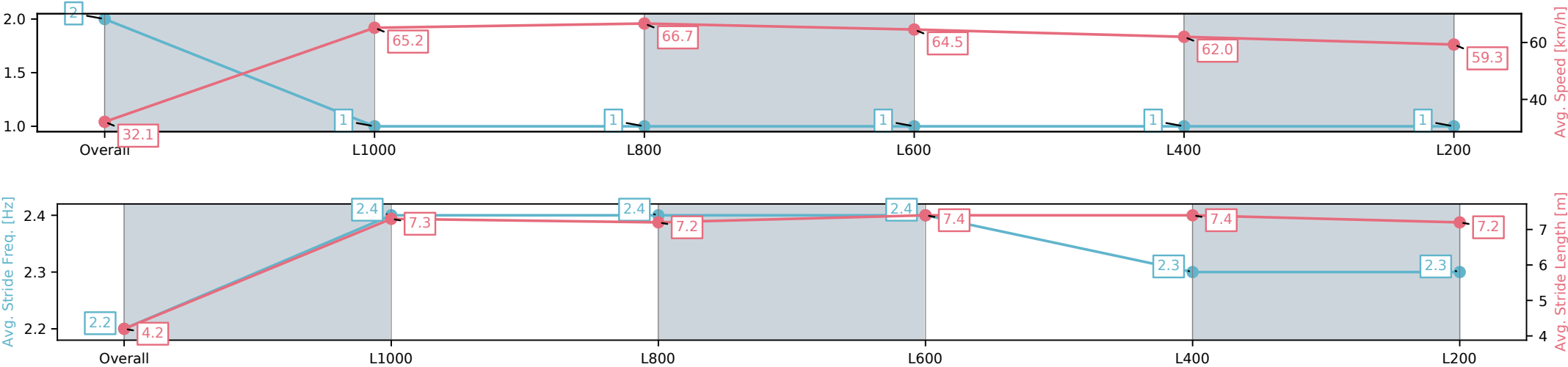
Race 1: Thomas Farms Maiden Plate - 1050m

21 June 2025 - 11:33AM

Track Rating: Soft 6, Weather: Fine, Rail Position: +13m 1200m-W/  
Post, +8m Remainder. Sectional 617 m



Section	Overall	L1000	L800	L600	L400	L200
Section Times	1:02.56[2] (0:05.60)	0:56.96[1] (0:11.06)	0:45.90[1] (0:10.87)	0:35.03[1] (0:11.27)	0:23.76[1] (0:11.61)	0:12.15[1] (0:12.15)
Average Speed [km/h]	32.1	65.2	66.7	64.5	62.0	59.3
Top Speed [km/h]	56.1	68.8	67.7	65.8	63.2	60.7
Avg. Dist. to Rail [m]	10.2	6.3	2.0	1.7	1.2	1.4
Avg. Stride Freq. [Hz]	2.2	2.4	2.4	2.4	2.3	2.3
Avg. Stride Length [m]	4.2	7.3	7.2	7.4	7.4	7.2



[ ] Ranking at each section and finish  
-:-:- No data available at this section  
NA No data available

Horse/Jockey Name	STOLEN KISS/Lachlan Neindorf
Finish Rank	3
Fastest Section Time (Section)	0:11.04 (L400)
Top Speed [km/h] (Section)	66.7 (L600)
Race State	Finished



Morphettville-Professional-2025-06-21

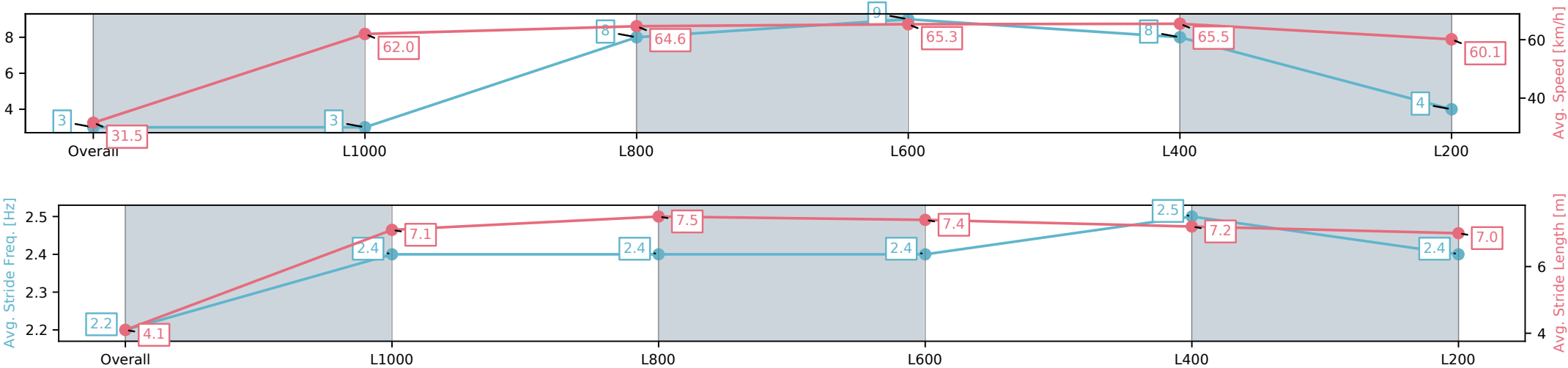
Race 1: Thomas Farms Maiden Plate - 1050m

21 June 2025 - 11:33AM

Track Rating: Soft 6, Weather: Fine, Rail Position: +13m 1200m-W/  
Post, +8m Remainder. Sectional 617 m



Section	Overall	L1000	L800	L600	L400	L200
Section Times	1:02.80[3] (0:05.71)	0:57.09[3] (0:11.63)	0:45.46[8] (0:11.28)	0:34.17[9] (0:11.15)	0:23.02[8] (0:11.04)	0:11.98[4] (0:11.98)
Average Speed [km/h]	31.5	62.0	64.6	65.3	65.5	60.1
Top Speed [km/h]	54.8	64.8	65.6	65.7	66.7	64.5
Avg. Dist. to Rail [m]	12.5	7.2	3.6	1.9	5.2	6.1
Avg. Stride Freq. [Hz]	2.2	2.4	2.4	2.4	2.5	2.4
Avg. Stride Length [m]	4.1	7.1	7.5	7.4	7.2	7.0



[ ] Ranking at each section and finish  
-:-:- No data available at this section  
NA No data available

Horse/Jockey Name	DAPPER DON/Ben Price
Finish Rank	4
Fastest Section Time (Section)	0:11.21 (L400)
Top Speed [km/h] (Section)	66.3 (L600)
Race State	Finished



Morphettville-Professional-2025-06-21

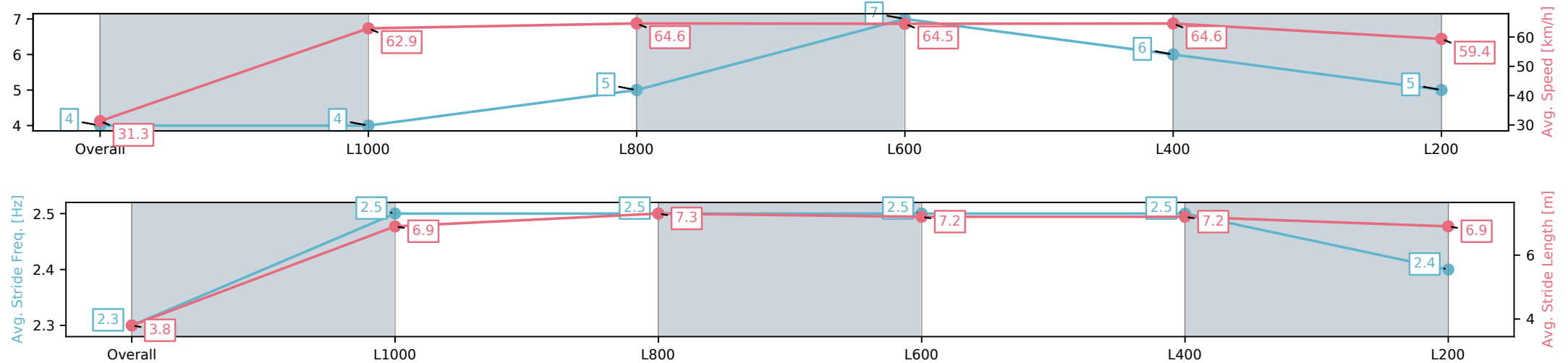
Race 1: Thomas Farms Maiden Plate - 1050m

21 June 2025 - 11:33AM

Track Rating: Soft 6, Weather: Fine, Rail Position: +13m 1200m-W/  
Post, +8m Remainder. Sectional 617 m



Section	Overall	L1000	L800	L600	L400	L200
Section Times	1:02.99[4] (0:05.75)	0:57.24[4] (0:11.44)	0:45.80[5] (0:11.25)	0:34.55[7] (0:11.22)	0:23.33[6] (0:11.21)	0:12.12[5] (0:12.12)
Average Speed [km/h]	31.3	62.9	64.6	64.5	64.6	59.4
Top Speed [km/h]	56.3	65.4	65.2	65.5	66.3	63.6
Avg. Dist. to Rail [m]	8.9	4.9	2.2	1.2	4.6	4.8
Avg. Stride Freq. [Hz]	2.3	2.5	2.5	2.5	2.5	2.4
Avg. Stride Length [m]	3.8	6.9	7.3	7.2	7.2	6.9



[ ] Ranking at each section and finish  
-:-:- No data available at this section  
NA No data available

Horse/Jockey Name	GOOCHEE GAL/Margaret Collett
Finish Rank	5
Fastest Section Time (Section)	0:11.12 (L800)
Top Speed [km/h] (Section)	67.0 (Overall)
Race State	Finished



Morphettville-Professional-2025-06-21

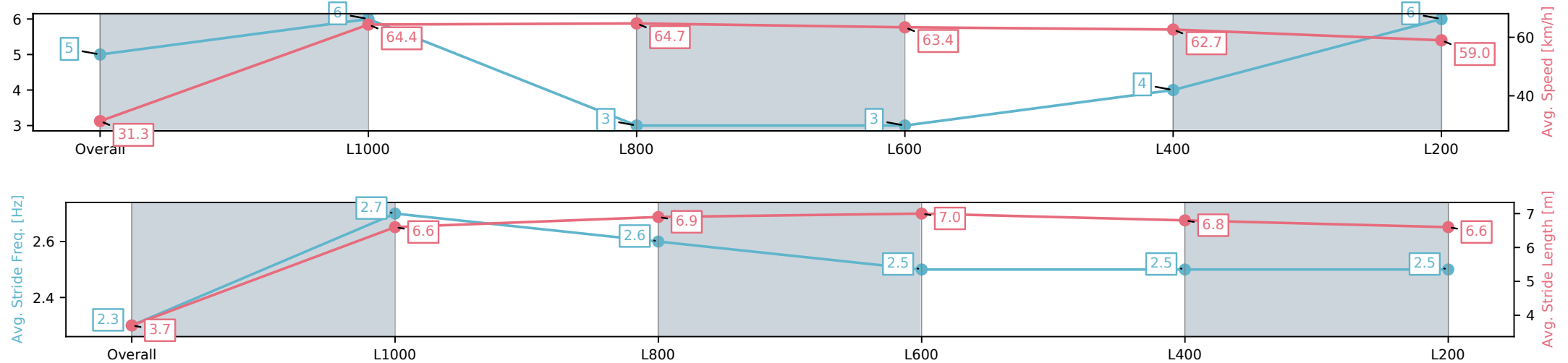
Race 1: Thomas Farms Maiden Plate - 1050m

21 June 2025 - 11:33AM

Track Rating: Soft 6, Weather: Fine, Rail Position: +13m 1200m-W/  
Post, +8m Remainder. Sectional 617 m



Section	Overall	L1000	L800	L600	L400	L200
Section Times	1:03.17[5] (0:05.76)	0:57.41[6] (0:11.20)	0:46.21[3] (0:11.12)	0:35.09[3] (0:11.36)	0:23.73[4] (0:11.52)	0:12.21[6] (0:12.21)
Average Speed [km/h]	31.3	64.4	64.7	63.4	62.7	59.0
Top Speed [km/h]	56.8	67.0	66.3	63.9	64.5	61.3
Avg. Dist. to Rail [m]	3.0	1.6	0.5	0.2	1.9	2.7
Avg. Stride Freq. [Hz]	2.3	2.7	2.6	2.5	2.5	2.5
Avg. Stride Length [m]	3.7	6.6	6.9	7.0	6.8	6.6



- [ ] Ranking at each section and finish
- :-:- No data available at this section
- NA No data available

Horse/Jockey Name	KIKKULI/Caitlin Jones
Finish Rank	6
Fastest Section Time (Section)	0:11.20 (L800)
Top Speed [km/h] (Section)	66.0 (Overall)
Race State	Finished



Morphettville-Professional-2025-06-21

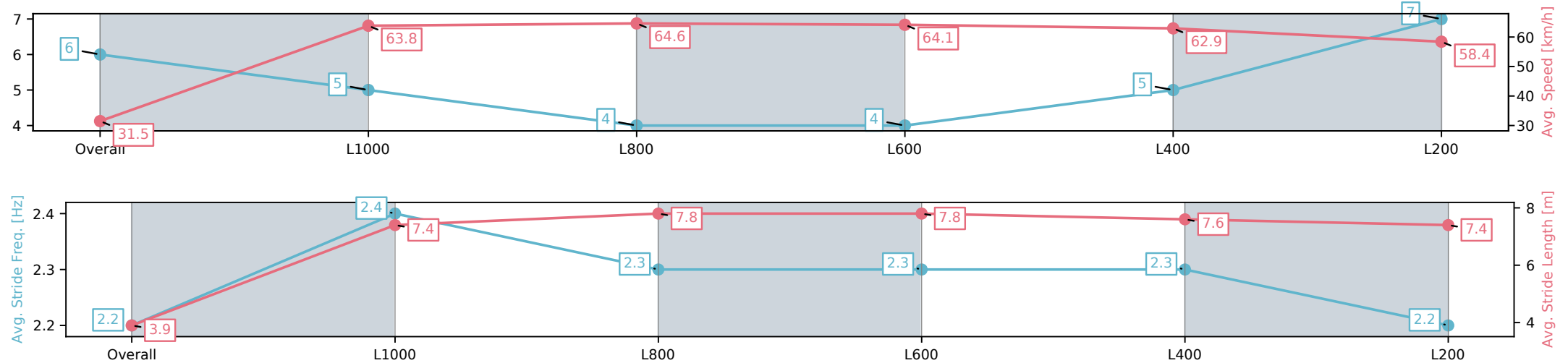
Race 1: Thomas Farms Maiden Plate - 1050m

21 June 2025 - 11:33AM

Track Rating: Soft 6, Weather: Fine, Rail Position: +13m 1200m-W/  
Post, +8m Remainder. Sectional 617 m



Section	Overall	L1000	L800	L600	L400	L200
Section Times	1:03.30[6] (0:05.75)	0:57.55[5] (0:11.27)	0:46.28[4] (0:11.20)	0:35.08[4] (0:11.28)	0:23.80[5] (0:11.47)	0:12.33[7] (0:12.33)
Average Speed [km/h]	31.5	63.8	64.6	64.1	62.9	58.4
Top Speed [km/h]	56.7	66.0	64.9	64.6	64.4	60.9
Avg. Dist. to Rail [m]	5.1	2.8	1.4	0.7	3.8	5.4
Avg. Stride Freq. [Hz]	2.2	2.4	2.3	2.3	2.3	2.2
Avg. Stride Length [m]	3.9	7.4	7.8	7.8	7.6	7.4



[ ] Ranking at each section and finish  
-:-:- No data available at this section  
NA No data available



Horse/Jockey Name	TIDDY WIDDY/Teagan Voorham
Finish Rank	7
Fastest Section Time (Section)	0:10.87 (L800)
Top Speed [km/h] (Section)	67.4 (Overall)
Race State	Finished



Morphettville-Professional-2025-06-21

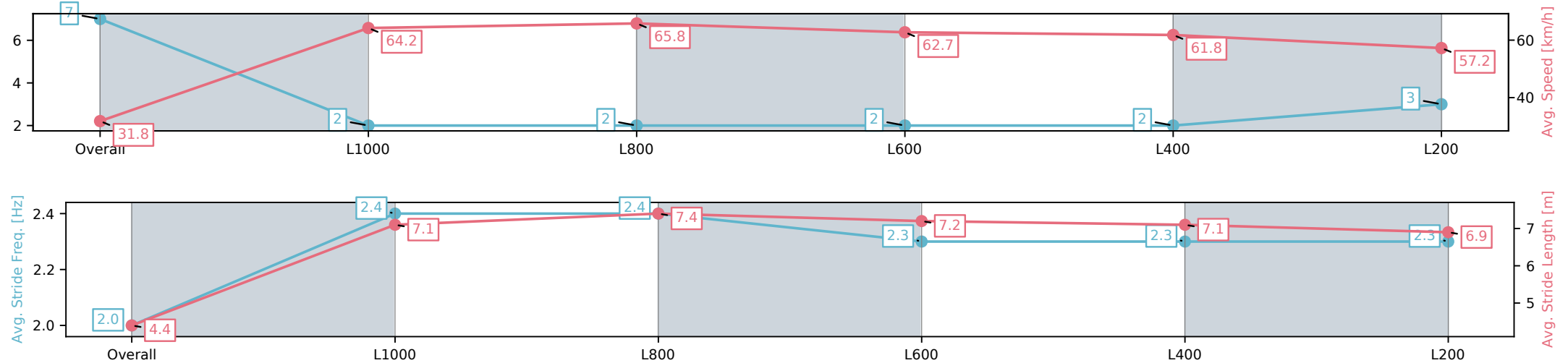
Race 1: Thomas Farms Maiden Plate - 1050m

21 June 2025 - 11:33AM

Track Rating: Soft 6, Weather: Fine, Rail Position: +13m 1200m-W/  
Post, +8m Remainder. Sectional 617 m



Section	Overall	L1000	L800	L600	L400	L200
Section Times	1:03.30[7] (0:05.65)	0:57.65[2] (0:11.22)	0:46.43[2] (0:10.87)	0:35.56[2] (0:11.35)	0:24.21[2] (0:11.62)	0:12.59[3] (0:12.59)
Average Speed [km/h]	31.8	64.2	65.8	62.7	61.8	57.2
Top Speed [km/h]	56.1	67.4	67.2	64.3	62.6	59.9
Avg. Dist. to Rail [m]	1.2	0.5	1.5	2.1	0.6	0.5
Avg. Stride Freq. [Hz]	2.0	2.4	2.4	2.3	2.3	2.3
Avg. Stride Length [m]	4.4	7.1	7.4	7.2	7.1	6.9



- [ ] Ranking at each section and finish
- :-:- No data available at this section
- NA No data available

Horse/Jockey Name	ZOUTARA/Jacob Opperman
Finish Rank	8
Fastest Section Time (Section)	0:11.14 (L400)
Top Speed [km/h] (Section)	65.6 (L600)
Race State	Finished



Morphettville-Professional-2025-06-21

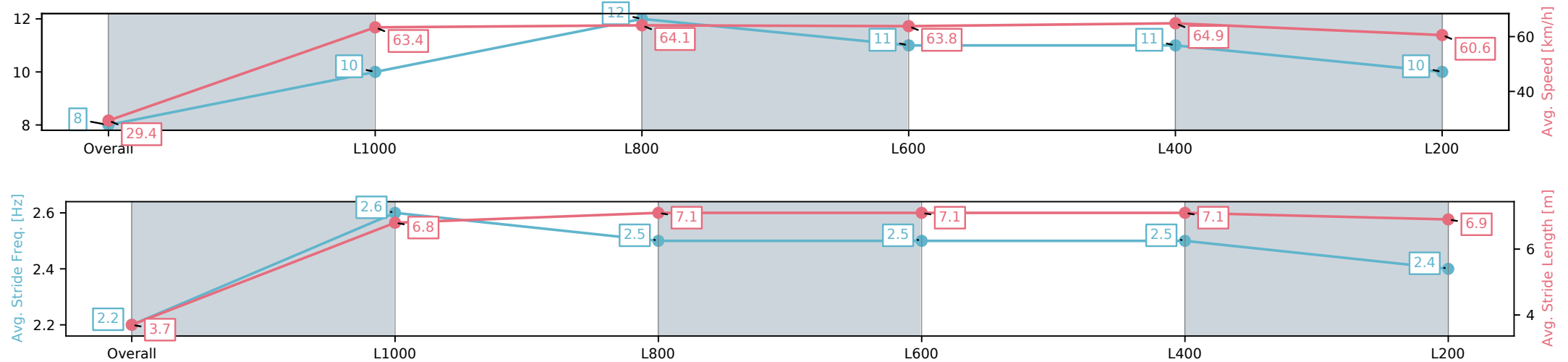
Race 1: Thomas Farms Maiden Plate - 1050m

21 June 2025 - 11:33AM

Track Rating: Soft 6, Weather: Fine, Rail Position: +13m 1200m-W/  
Post, +8m Remainder. Sectional 617 m



Section	Overall	L1000	L800	L600	L400	L200
Section Times	1:03.30[8] (0:06.17)	0:57.13[10] (0:11.37)	0:45.76[12] (0:11.32)	0:34.44[11] (0:11.42)	0:23.02[11] (0:11.14)	0:11.88[10] (0:11.88)
Average Speed [km/h]	29.4	63.4	64.1	63.8	64.9	60.6
Top Speed [km/h]	56.0	65.5	65.1	64.8	65.6	64.1
Avg. Dist. to Rail [m]	10.4	3.7	2.2	2.1	4.5	4.1
Avg. Stride Freq. [Hz]	2.2	2.6	2.5	2.5	2.5	2.4
Avg. Stride Length [m]	3.7	6.8	7.1	7.1	7.1	6.9



- [ ] Ranking at each section and finish
- :-:- No data available at this section
- NA No data available

Horse/Jockey Name	SECTORS/Taylor Johnstone
Finish Rank	9
Fastest Section Time (Section)	0:11.12 (L400)
Top Speed [km/h] (Section)	68.7 (Overall)
Race State	Finished



Morphettville-Professional-2025-06-21

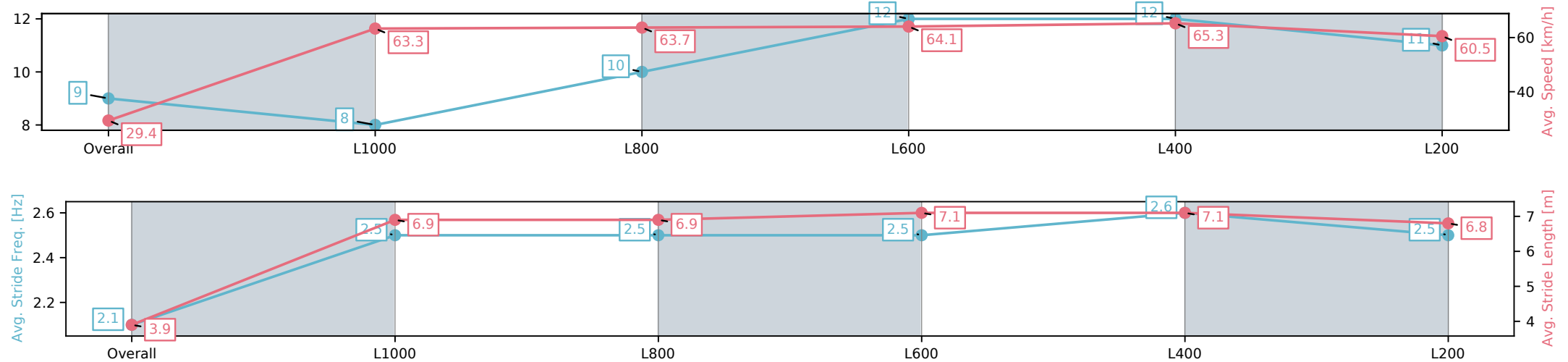
Race 1: Thomas Farms Maiden Plate - 1050m

21 June 2025 - 11:33AM

Track Rating: Soft 6, Weather: Fine, Rail Position: +13m 1200m-W/  
Post, +8m Remainder. Sectional 617 m



Section	Overall	L1000	L800	L600	L400	L200
Section Times	1:03.35[9] (0:06.11)	0:57.24[8] (0:11.39)	0:45.85[10] (0:11.44)	0:34.41[12] (0:11.41)	0:23.00[12] (0:11.12)	0:11.88[11] (0:11.88)
Average Speed [km/h]	29.4	63.3	63.7	64.1	65.3	60.5
Top Speed [km/h]	52.7	68.7	64.7	65.8	66.2	64.0
Avg. Dist. to Rail [m]	7.6	4.1	3.2	3.0	5.9	6.5
Avg. Stride Freq. [Hz]	2.1	2.5	2.5	2.5	2.6	2.5
Avg. Stride Length [m]	3.9	6.9	6.9	7.1	7.1	6.8



[ ] Ranking at each section and finish  
-:-:- No data available at this section  
NA No data available

Horse/Jockey Name	VANINETTI/Justin Potter
Finish Rank	10
Fastest Section Time (Section)	0:11.07 (L1000)
Top Speed [km/h] (Section)	67.0 (Overall)
Race State	Finished



Morphettville-Professional-2025-06-21

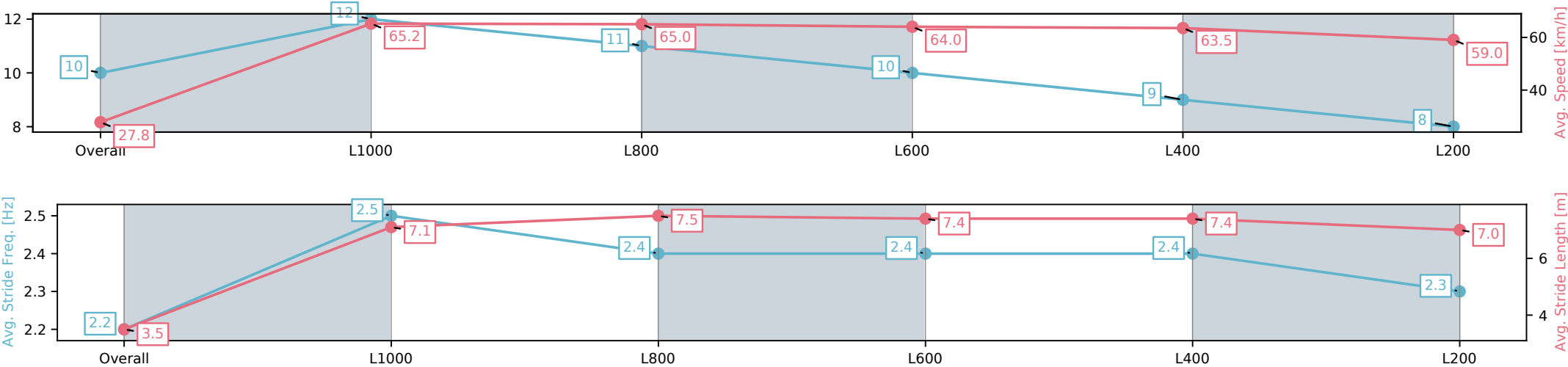
Race 1: Thomas Farms Maiden Plate - 1050m

21 June 2025 - 11:33AM

Track Rating: Soft 6, Weather: Fine, Rail Position: +13m 1200m-W/  
Post, +8m Remainder. Sectional 617 m



Section	Overall	L1000	L800	L600	L400	L200
Section Times	1:03.46[10] (0:06.46)	0:57.00[12] (0:11.07)	0:45.93[11] (0:11.11)	0:34.82[10] (0:11.28)	0:23.53[9] (0:11.35)	0:12.18[8] (0:12.18)
Average Speed [km/h]	27.8	65.2	65.0	64.0	63.5	59.0
Top Speed [km/h]	54.8	67.0	65.8	65.2	64.7	62.2
Avg. Dist. to Rail [m]	5.8	1.6	0.8	1.0	0.6	0.4
Avg. Stride Freq. [Hz]	2.2	2.5	2.4	2.4	2.4	2.3
Avg. Stride Length [m]	3.5	7.1	7.5	7.4	7.4	7.0



[ ] Ranking at each section and finish  
-:-:- No data available at this section  
NA No data available

Horse/Jockey Name	COORONG TYCOON/Manoel Nunes
Finish Rank	11
Fastest Section Time (Section)	0:11.04 (L1000)
Top Speed [km/h] (Section)	70.1 (Overall)
Race State	Finished



Morphettville-Professional-2025-06-21

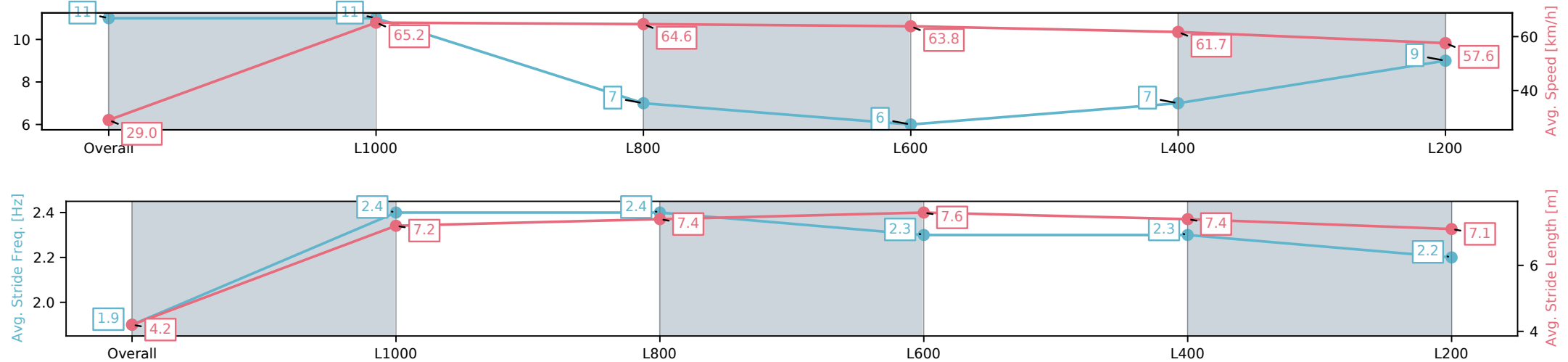
Race 1: Thomas Farms Maiden Plate - 1050m

21 June 2025 - 11:33AM

Track Rating: Soft 6, Weather: Fine, Rail Position: +13m 1200m-W/  
Post, +8m Remainder. Sectional 617 m



Section	Overall	L1000	L800	L600	L400	L200
Section Times	1:03.94[11] (0:06.25)	0:57.69[11] (0:11.04)	0:46.65[7] (0:11.14)	0:35.51[6] (0:11.33)	0:24.18[7] (0:11.66)	0:12.52[9] (0:12.52)
Average Speed [km/h]	29.0	65.2	64.6	63.8	61.7	57.6
Top Speed [km/h]	56.4	70.1	65.9	64.9	63.4	60.1
Avg. Dist. to Rail [m]	2.7	0.5	0.2	0.7	0.6	0.5
Avg. Stride Freq. [Hz]	1.9	2.4	2.4	2.3	2.3	2.2
Avg. Stride Length [m]	4.2	7.2	7.4	7.6	7.4	7.1



[ ] Ranking at each section and finish  
-:-:- No data available at this section  
NA No data available

Horse/Jockey Name	WILLOW LANE/Sairyn Fawke
Finish Rank	12
Fastest Section Time (Section)	0:11.16 (L800)
Top Speed [km/h] (Section)	65.8 (Overall)
Race State	Finished



Morphettville-Professional-2025-06-21

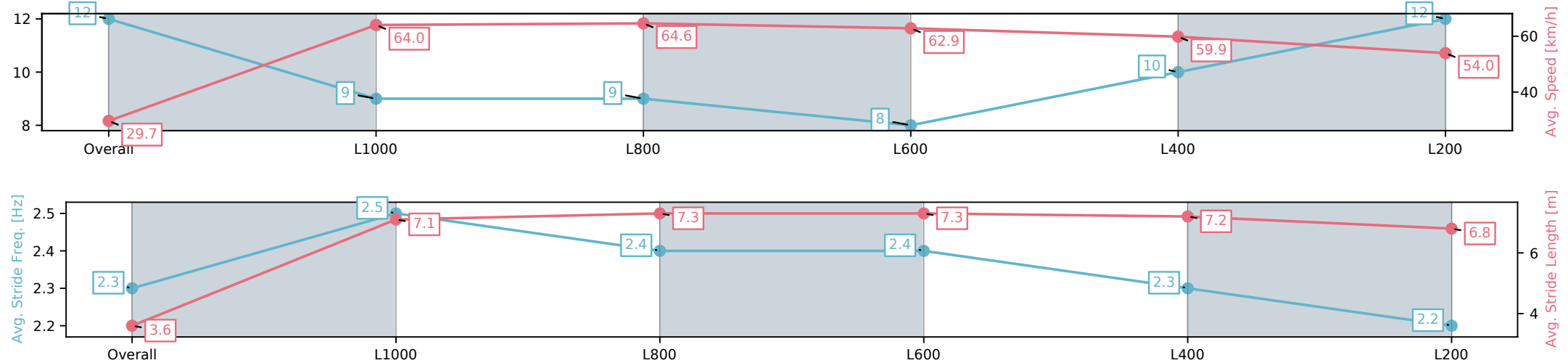
Race 1: Thomas Farms Maiden Plate - 1050m

21 June 2025 - 11:33AM

Track Rating: Soft 6, Weather: Fine, Rail Position: +13m 1200m-W/  
Post, +8m Remainder. Sectional 617 m



Section	Overall	L1000	L800	L600	L400	L200
Section Times	1:05.39[12] (0:06.12)	0:59.27[9] (0:11.25)	0:48.02[9] (0:11.16)	0:36.86[8] (0:11.48)	0:25.38[10] (0:12.04)	0:13.34[12] (0:13.34)
Average Speed [km/h]	29.7	64.0	64.6	62.9	59.9	54.0
Top Speed [km/h]	56.5	65.8	65.1	64.6	61.4	56.8
Avg. Dist. to Rail [m]	4.5	0.6	0.6	0.4	0.9	2.4
Avg. Stride Freq. [Hz]	2.3	2.5	2.4	2.4	2.3	2.2
Avg. Stride Length [m]	3.6	7.1	7.3	7.3	7.2	6.8



- [ ] Ranking at each section and finish
- :-:- No data available at this section
- NA No data available