



Morphettville Parks-Professional-2025-06-07

Race 9: Grand Syndicates Handicap - 1400m

07 June 2025 - 4:18PM

Track Rating: Heavy 8, Weather: Showers, Rail Position: +8m 1000m to WP, + 5m remainder. Sectional 610m



Section Field Times							Overall	L1200	L1000	L800	L600	L400		
							1:28.12 (0:14.40)	1:13.72 (0:10.81)	1:02.92 (0:11.51)	0:51.41 (0:12.12)	0:39.28 (0:12.65)	0:26.64 (0:12.74)		
Position	#	Horse/Jockey	Barrier	Top Speed [km/h]	Fastest Section	First 400m								Distance Travelled From Winner [m]
1	6	TOSEN WATER	5	65.2	0:11.14	0:26.04	1:28.12	1:13.22 [7]	1:02.08 [7]	0:50.35 [7]	0:38.25 [8]	0:25.97 [8]		
		Rochelle Milnes		1400-1200	1200-1000		(0:14.90)	(0:11.14)	(0:11.73)	(0:12.10)	(0:12.28)	(0:12.57)		
2	7	WILLYBEAFCTOR	12	68.1	0:10.74	0:25.34	1:28.13	1:13.53 [3]	1:02.79 [2]	0:51.23 [2]	0:39.12 [2]	0:26.53 [2]		+0
		Stacey Metcalfe		1400-1200	1200-1000		(0:14.60)	(0:10.74)	(0:11.56)	(0:12.11)	(0:12.59)	(0:12.74)		
3	12	STREETCAR APOLLO	4	67.1	0:10.81	0:25.20	1:28.24	1:13.85 [1]	1:03.04 [1]	0:51.53 [1]	0:39.41 [1]	0:26.76 [1]		-1
		Justin Potter		1400-1200	1200-1000		(0:14.39)	(0:10.81)	(0:11.51)	(0:12.12)	(0:12.65)	(0:12.74)		
4	2	VOLTAGE POINT	2	66.3	0:10.97	0:25.60	1:28.44	1:13.81 [4]	1:02.84 [4]	0:51.35 [3]	0:39.26 [3]	0:26.62 [4]		+3
		Felicity Atkinson		1400-1200	1200-1000		(0:14.63)	(0:10.97)	(0:11.49)	(0:12.09)	(0:12.64)	(0:12.75)		
5	1	MERCHANT BOSS	1	66.7	0:11.01	0:25.86	1:28.52	1:13.67 [6]	1:02.66 [6]	0:51.10 [6]	0:39.08 [5]	0:26.70 [5]		+1
		Jacob Opperman		1400-1200	1200-1000		(0:14.85)	(0:11.01)	(0:11.56)	(0:12.02)	(0:12.38)	(0:12.68)		
6	13	STRATUM PRIDE	3	67.4	0:11.03	0:26.09	1:28.83	1:13.77 [9]	1:02.74 [8]	0:51.05 [8]	0:39.08 [7]	0:26.61 [9]		+1
		Margaret Collett		1400-1200	1200-1000		(0:15.06)	(0:11.03)	(0:11.69)	(0:11.97)	(0:12.47)	(0:12.75)		
7	4	PROVEN CORRECT	9	69.4	0:10.80	0:25.39	1:29.09	1:14.50 [2]	1:03.70 [3]	0:51.99 [4]	0:39.84 [4]	0:27.42 [3]		+5
		Jason Holder		1400-1200	1200-1000		(0:14.59)	(0:10.80)	(0:11.71)	(0:12.15)	(0:12.42)	(0:12.81)		
8	3	BEAUTY RISING	11	66.6	0:10.97	0:25.66	1:29.13	1:14.44 [5]	1:03.47 [5]	0:51.72 [5]	0:39.61 [6]	0:27.26 [6]		+5
		Lachlan Neindorf		1400-1200	1200-1000		(0:14.69)	(0:10.97)	(0:11.75)	(0:12.11)	(0:12.35)	(0:12.92)		
9	5	SACHEM	7	63.4	0:11.46	0:26.86	1:29.59	1:14.19 [11]	1:02.73 [12]	0:51.11 [12]	0:39.26 [12]	0:26.90 [11]		+10
		Taylor Johnstone		1400-1200	1200-1000		(0:15.40)	(0:11.46)	(0:11.62)	(0:11.85)	(0:12.36)	(0:12.78)		
10	10	FALANGHINA	10	65.3	0:11.22	0:26.27	1:29.61	1:14.56 [8]	1:03.34 [9]	0:51.73 [9]	0:39.70 [9]	0:27.49 [7]		+4
		Todd Pannell		1400-1200	1200-1000		(0:15.05)	(0:11.22)	(0:11.61)	(0:12.03)	(0:12.21)	(0:12.83)		

Scratched: Aitch D'amico (#11)

Report Created: Sat 07 June 2025 17:08:45 GMT+10 (Note: Timing is based on positional data)

Page 1/16

[] Position in running at each section and finish
-:-:- No data available at this section
NA No data available
Background shading for fastest section

Saddle cloth number
DNF Did not finish
DNT Did not track



Morphettville Parks-Professional-2025-06-07
Race 9: Grand Syndicates Handicap - 1400m
07 June 2025 - 4:18PM



Track Rating: Heavy 8, Weather: Showers, Rail Position: +8m 1000m to WP, + 5m remainder. Sectional 610m

Section Field Times							Overall	L1200	L1000	L800	L600	L400			
							1:28.12 (0:14.40)	1:13.72 (0:10.81)	1:02.92 (0:11.51)	0:51.41 (0:12.12)	0:39.28 (0:12.65)	0:26.64 (0:12.74)			
Position	#	Horse/Jockey	Barrier	Top Speed [km/h]	Fastest Section	First 400m									Distance Travelled From Winner [m]
11	8	AIGUILLETTE	6	65.3	0:11.20	0:26.83	1:29.78	1:14.15 [12]	1:02.95 [11]	0:51.63 [10]	0:39.66 [10]	0:27.42 [10]		+7	
		Manoel Nunes		1400-1200	1200-1000		(0:15.63)	(0:11.20)	(0:11.32)	(0:11.97)	(0:12.24)	(0:12.70)			
12	9	CULLEN SKINK	8	63.8	0:11.44	0:26.65	1:29.88	1:14.67 [10]	1:03.23 [10]	0:51.70 [11]	0:39.56 [11]	0:27.16 [12]		+6	
		Caitlin Jones		1200-1000	1200-1000		(0:15.21)	(0:11.44)	(0:11.53)	(0:12.14)	(0:12.40)	(0:12.91)			

Scratched: Aitch D'amico (#11)

- []

Position in running at each section and finish
- :--:--

No data available at this section
- NA

No data available
- Background shading for fastest section
- #

Saddle cloth number
- DNF

Did not finish
- DNT

Did not track



Morphettville Parks-Professional-2025-06-07

Race 9: Grand Syndicates Handicap - 1400m

07 June 2025 - 4:18PM

Track Rating: Heavy 8, Weather: Showers, Rail Position: +8m 1000m to WP, + 5m remainder. Sectional 610m



Section Field Times

L200
0:13.89
(0:13.89)

Position	#	Horse/Jockey	Barrier	Top Speed [km/h]	Fastest Section	First 400m	Margin	Distance Travelled From Winner [m]
1	6	TOSEN WATER	5	65.2	0:11.14	0:26.04	0:13.39 [6]	1:28.12
		Rochelle Milnes		1400-1200	1200-1000		(0:13.39)	
2	7	WILLYBEAFACTOR	12	68.1	0:10.74	0:25.34	0:13.79 [2]	0.07L
		Stacey Metcalfe		1400-1200	1200-1000		(0:13.79)	+0
3	12	STREETCAR APOLLO	4	67.1	0:10.81	0:25.20	0:14.02 [1]	0.67L
		Justin Potter		1400-1200	1200-1000		(0:14.02)	-1
4	2	VOLTAGE POINT	2	66.3	0:10.97	0:25.60	0:13.87 [5]	1.75L
		Felicity Atkinson		1400-1200	1200-1000		(0:13.87)	+3
5	1	MERCHANT BOSS	1	66.7	0:11.01	0:25.86	0:14.02 [4]	2.22L
		Jacob Opperman		1400-1200	1200-1000		(0:14.02)	+1
6	13	STRATUM PRIDE	3	67.4	0:11.03	0:26.09	0:13.86 [9]	3.93L
		Margaret Collett		1400-1200	1200-1000		(0:13.86)	+1
7	4	PROVEN CORRECT	9	69.4	0:10.80	0:25.39	0:14.61 [3]	5.37L
		Jason Holder		1400-1200	1200-1000		(0:14.61)	+5
8	3	BEAUTY RISING	11	66.6	0:10.97	0:25.66	0:14.34 [7]	5.61L
		Lachlan Neindorf		1400-1200	1200-1000		(0:14.34)	+5
9	5	SACHEM	7	63.4	0:11.46	0:26.86	0:14.12 [11]	8.14L
		Taylor Johnstone		1400-1200	1200-1000		(0:14.12)	+10
10	10	FALANGHINA	10	65.3	0:11.22	0:26.27	0:14.66 [8]	8.29L
		Todd Pannell		1400-1200	1200-1000		(0:14.66)	+4

Scratched: Aitch D'amico (#11)

Report Created: Sat 07 June 2025 17:08:45 GMT+10 (Note: Timing is based on positional data)

Page 3/16

[] Position in running at each section and finish
-:-:- No data available at this section
NA No data available
■ Background shading for fastest section

Saddle cloth number
DNF Did not finish
DNT Did not track



Morphettville Parks-Professional-2025-06-07
Race 9: Grand Syndicates Handicap - 1400m
07 June 2025 - 4:18PM



Track Rating: Heavy 8, Weather: Showers, Rail Position: +8m 1000m to WP, + 5m remainder. Sectional 610m

Section Field Times										L200 0:13.89 (0:13.89)					Distance Travelled From Winner [m]	
Position	#	Horse/Jockey	Barrier	Top Speed [km/h]	Fastest Section	First 400m	Margin									
11	8	AIGUILLETTE	6	65.3	0:11.20	0:26.83	0:14.72 [10]		9.22L							+7
		Manoel Nunes		1400-1200	1200-1000		(0:14.72)									
12	9	CULLEN SKINK	8	63.8	0:11.44	0:26.65	0:14.25 [12]		9.79L							+6
		Caitlin Jones		1200-1000	1200-1000		(0:14.25)									

Scratched: Aitch D'amico (#11)

Horse/Jockey Name	TOSEN WATER/Rochelle Milnes
Finish Rank	1
Fastest Section Time (Section)	0:11.14 (L1200)
Top Speed [km/h] (Section)	65.2 (Overall)
Race State	Finished



Morphettville Parks-Professional-2025-06-07

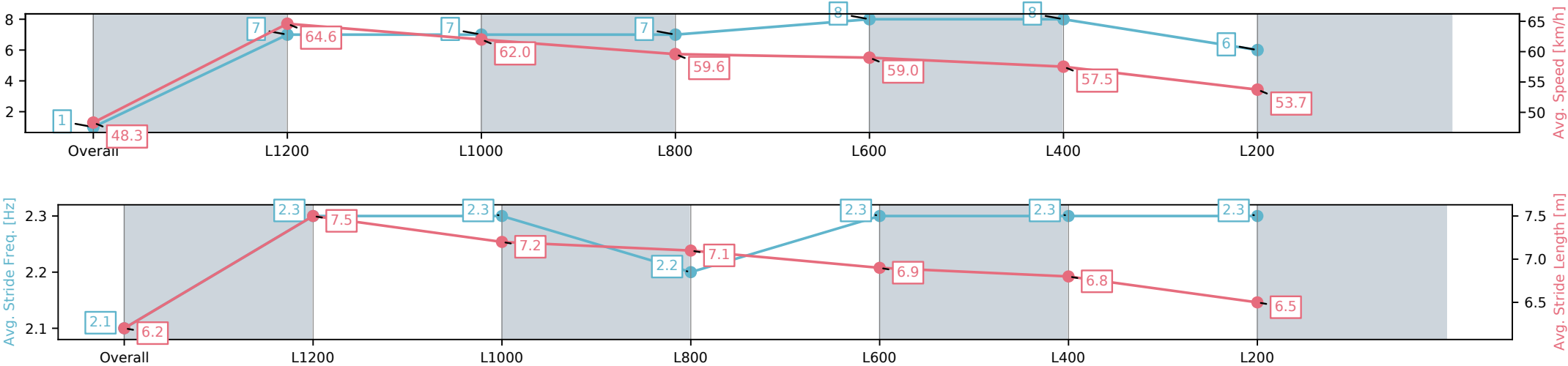
Race 9: Grand Syndicates Handicap - 1400m

07 June 2025 - 4:18PM

Track Rating: Heavy 8, Weather: Showers, Rail Position: +8m
1000m to WP, + 5m remainder. Sectional 610m



Section	Overall	L1200	L1000	L800	L600	L400	L200
Section Times	1:28.12[1] (0:14.90)	1:13.22[7] (0:11.14)	1:02.08[7] (0:11.73)	0:50.35[7] (0:12.10)	0:38.25[8] (0:12.28)	0:25.97[8] (0:12.57)	0:13.39[6] (0:13.39)
Average Speed [km/h]	48.3	64.6	62.0	59.6	59.0	57.5	53.7
Top Speed [km/h]	63.4	65.2	63.8	60.9	59.5	59.5	56.4
Avg. Dist. to Rail [m]	5.3	1.6	2.0	1.2	1.0	2.8	4.3
Avg. Stride Freq. [Hz]	2.1	2.3	2.3	2.2	2.3	2.3	2.3
Avg. Stride Length [m]	6.2	7.5	7.2	7.1	6.9	6.8	6.5



[] Ranking at each section and finish
-:-:- No data available at this section
NA No data available

Horse/Jockey Name	WILLYBEAFCTOR/Stacey Metcalfe
Finish Rank	2
Fastest Section Time (Section)	0:10.74 (L1200)
Top Speed [km/h] (Section)	68.1 (Overall)
Race State	Finished



Morphettville Parks-Professional-2025-06-07

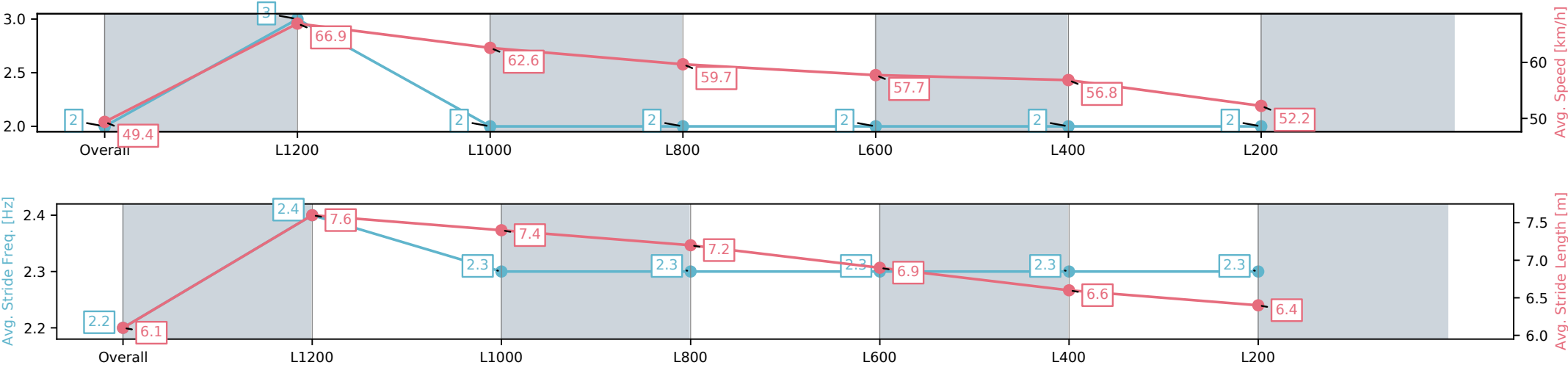
Race 9: Grand Syndicates Handicap - 1400m

07 June 2025 - 4:18PM

Track Rating: Heavy 8, Weather: Showers, Rail Position: +8m
1000m to WP, + 5m remainder. Sectional 610m



Section	Overall	L1200	L1000	L800	L600	L400	L200
Section Times	1:28.13[2] (0:14.60)	1:13.53[3] (0:10.74)	1:02.79[2] (0:11.56)	0:51.23[2] (0:12.11)	0:39.12[2] (0:12.59)	0:26.53[2] (0:12.74)	0:13.79[2] (0:13.79)
Average Speed [km/h]	49.4	66.9	62.6	59.7	57.7	56.8	52.2
Top Speed [km/h]	65.0	68.1	64.5	61.0	58.4	57.8	55.4
Avg. Dist. to Rail [m]	10.2	1.7	0.9	1.5	1.9	2.8	4.3
Avg. Stride Freq. [Hz]	2.2	2.4	2.3	2.3	2.3	2.3	2.3
Avg. Stride Length [m]	6.1	7.6	7.4	7.2	6.9	6.6	6.4



[] Ranking at each section and finish
-:-:- No data available at this section
NA No data available

Horse/Jockey Name	STREETCAR APOLLO/Justin Potter
Finish Rank	3
Fastest Section Time (Section)	0:10.81 (L1200)
Top Speed [km/h] (Section)	67.1 (Overall)
Race State	Finished



Morphettville Parks-Professional-2025-06-07

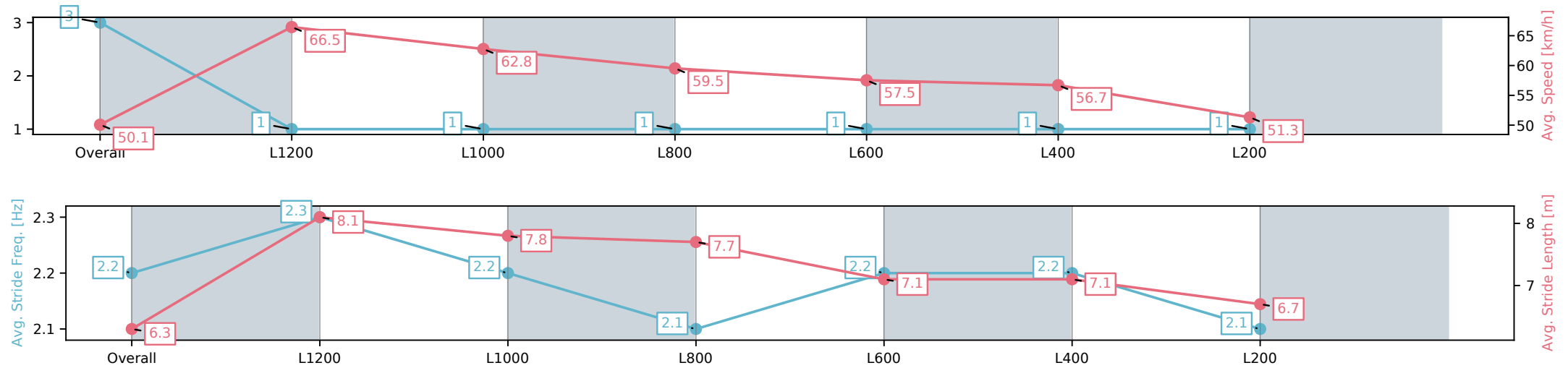
Race 9: Grand Syndicates Handicap - 1400m

07 June 2025 - 4:18PM

Track Rating: Heavy 8, Weather: Showers, Rail Position: +8m
1000m to WP, + 5m remainder. Sectional 610m



Section	Overall	L1200	L1000	L800	L600	L400	L200
Section Times	1:28.24[3] (0:14.39)	1:13.85[1] (0:10.81)	1:03.04[1] (0:11.51)	0:51.53[1] (0:12.12)	0:39.41[1] (0:12.65)	0:26.76[1] (0:12.74)	0:14.02[1] (0:14.02)
Average Speed [km/h]	50.1	66.5	62.8	59.5	57.5	56.7	51.3
Top Speed [km/h]	65.9	67.1	64.9	61.3	58.2	57.5	55.1
Avg. Dist. to Rail [m]	3.9	1.0	1.1	1.1	1.8	1.8	2.5
Avg. Stride Freq. [Hz]	2.2	2.3	2.2	2.1	2.2	2.2	2.1
Avg. Stride Length [m]	6.3	8.1	7.8	7.7	7.1	7.1	6.7



[] Ranking at each section and finish
-:-:- No data available at this section
NA No data available

Horse/Jockey Name	VOLTAGE POINT/Felicity Atkinson
Finish Rank	4
Fastest Section Time (Section)	0:10.97 (L1200)
Top Speed [km/h] (Section)	66.3 (Overall)
Race State	Finished



Morphettville Parks-Professional-2025-06-07

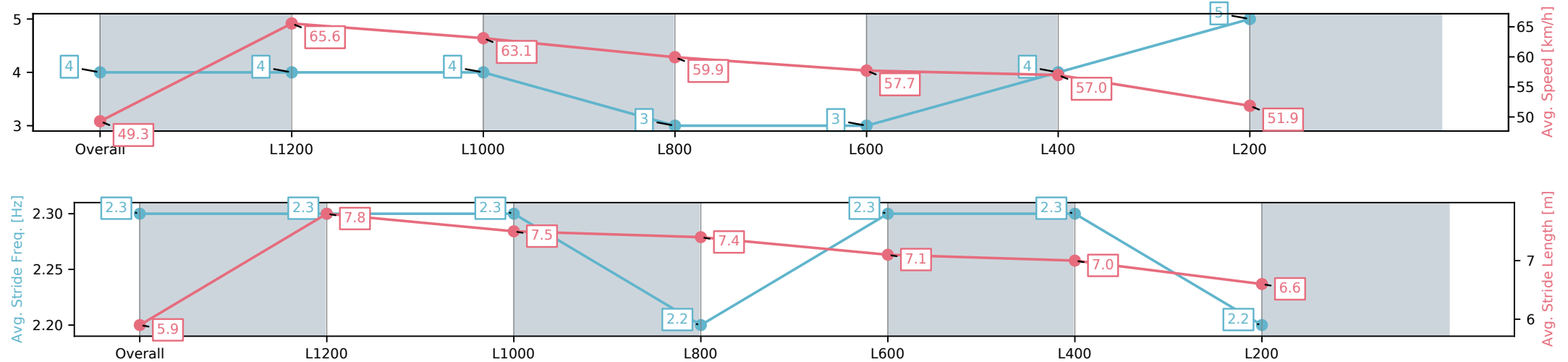
Race 9: Grand Syndicates Handicap - 1400m

07 June 2025 - 4:18PM

Track Rating: Heavy 8, Weather: Showers, Rail Position: +8m
1000m to WP, + 5m remainder. Sectional 610m



Section	Overall	L1200	L1000	L800	L600	L400	L200
Section Times	1:28.44[4] (0:14.63)	1:13.81[4] (0:10.97)	1:02.84[4] (0:11.49)	0:51.35[3] (0:12.09)	0:39.26[3] (0:12.64)	0:26.62[4] (0:12.75)	0:13.87[5] (0:13.87)
Average Speed [km/h]	49.3	65.6	63.1	59.9	57.7	57.0	51.9
Top Speed [km/h]	65.7	66.3	64.6	61.3	58.8	57.8	56.2
Avg. Dist. to Rail [m]	2.7	1.1	1.7	2.2	2.7	3.4	3.3
Avg. Stride Freq. [Hz]	2.3	2.3	2.3	2.2	2.3	2.3	2.2
Avg. Stride Length [m]	5.9	7.8	7.5	7.4	7.1	7.0	6.6



- [] Ranking at each section and finish
- :-:- No data available at this section
- NA No data available

Horse/Jockey Name	MERCHANT BOSS/Jacob Opperman
Finish Rank	5
Fastest Section Time (Section)	0:11.01 (L1200)
Top Speed [km/h] (Section)	66.7 (Overall)
Race State	Finished



Morphettville Parks-Professional-2025-06-07

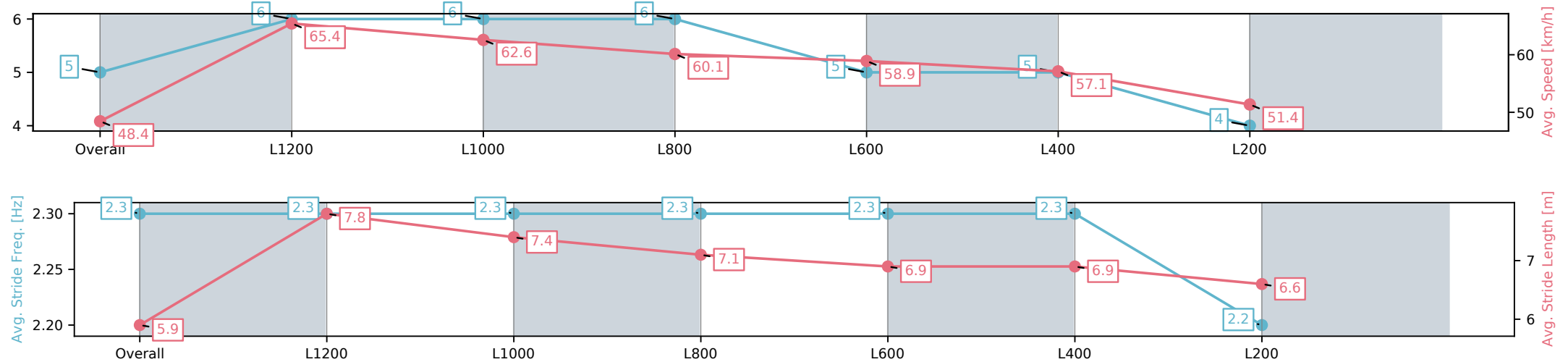
Race 9: Grand Syndicates Handicap - 1400m

07 June 2025 - 4:18PM

Track Rating: Heavy 8, Weather: Showers, Rail Position: +8m
1000m to WP, + 5m remainder. Sectional 610m



Section	Overall	L1200	L1000	L800	L600	L400	L200
Section Times	1:28.52[5] (0:14.85)	1:13.67[6] (0:11.01)	1:02.66[6] (0:11.56)	0:51.10[6] (0:12.02)	0:39.08[5] (0:12.38)	0:26.70[5] (0:12.68)	0:14.02[4] (0:14.02)
Average Speed [km/h]	48.4	65.4	62.6	60.1	58.9	57.1	51.4
Top Speed [km/h]	65.3	66.7	63.4	62.0	59.5	58.4	55.8
Avg. Dist. to Rail [m]	1.9	0.9	1.3	1.8	2.2	2.2	3.9
Avg. Stride Freq. [Hz]	2.3	2.3	2.3	2.3	2.3	2.3	2.2
Avg. Stride Length [m]	5.9	7.8	7.4	7.1	6.9	6.9	6.6



[] Ranking at each section and finish
-:-:- No data available at this section
NA No data available

Horse/Jockey Name	STRATUM PRIDE/Margaret Collett
Finish Rank	6
Fastest Section Time (Section)	0:11.03 (L1200)
Top Speed [km/h] (Section)	67.4 (Overall)
Race State	Finished



Morphettville Parks-Professional-2025-06-07

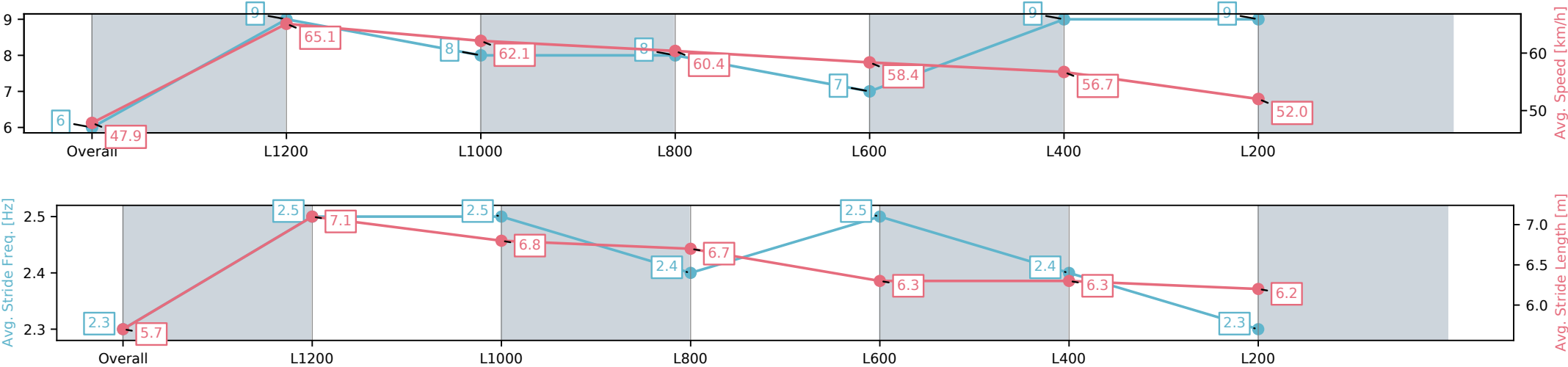
Race 9: Grand Syndicates Handicap - 1400m

07 June 2025 - 4:18PM

Track Rating: Heavy 8, Weather: Showers, Rail Position: +8m
1000m to WP, + 5m remainder. Sectional 610m



Section	Overall	L1200	L1000	L800	L600	L400	L200
Section Times	1:28.83[6] (0:15.06)	1:13.77[9] (0:11.03)	1:02.74[8] (0:11.69)	0:51.05[8] (0:11.97)	0:39.08[7] (0:12.47)	0:26.61[9] (0:12.75)	0:13.86[9] (0:13.86)
Average Speed [km/h]	47.9	65.1	62.1	60.4	58.4	56.7	52.0
Top Speed [km/h]	63.4	67.4	64.5	61.6	59.0	57.7	55.8
Avg. Dist. to Rail [m]	3.1	1.0	1.7	1.7	1.9	2.6	4.7
Avg. Stride Freq. [Hz]	2.3	2.5	2.5	2.4	2.5	2.4	2.3
Avg. Stride Length [m]	5.7	7.1	6.8	6.7	6.3	6.3	6.2



[] Ranking at each section and finish
-:-:- No data available at this section
NA No data available

Horse/Jockey Name	PROVEN CORRECT/Jason Holder
Finish Rank	7
Fastest Section Time (Section)	0:10.80 (L1200)
Top Speed [km/h] (Section)	69.4 (Overall)
Race State	Finished



Morphettville Parks-Professional-2025-06-07

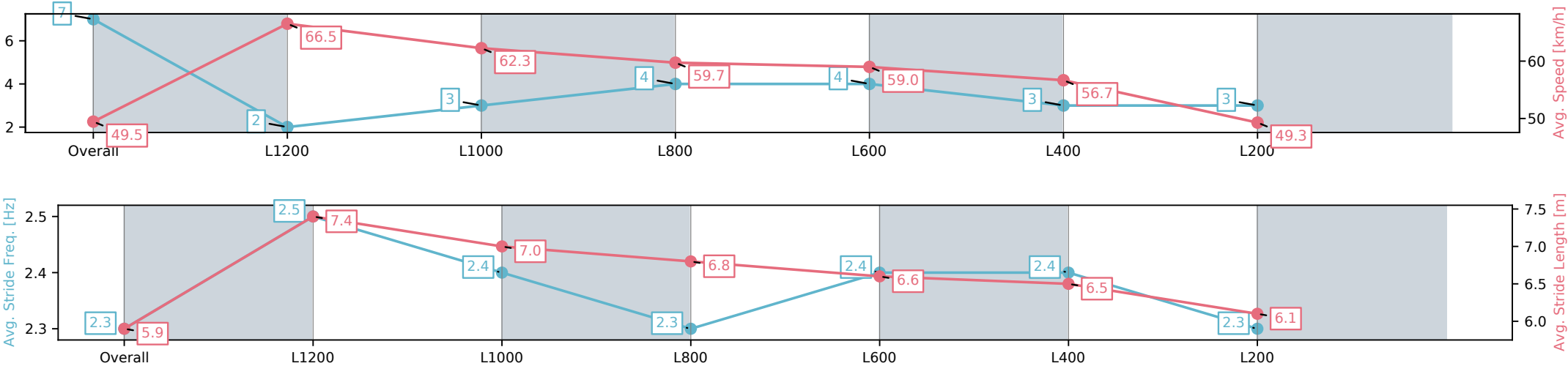
Race 9: Grand Syndicates Handicap - 1400m

07 June 2025 - 4:18PM

Track Rating: Heavy 8, Weather: Showers, Rail Position: +8m
1000m to WP, + 5m remainder. Sectional 610m



Section	Overall	L1200	L1000	L800	L600	L400	L200
Section Times	1:29.09[7] (0:14.59)	1:14.50[2] (0:10.80)	1:03.70[3] (0:11.71)	0:51.99[4] (0:12.15)	0:39.84[4] (0:12.42)	0:27.42[3] (0:12.81)	0:14.61[3] (0:14.61)
Average Speed [km/h]	49.5	66.5	62.3	59.7	59.0	56.7	49.3
Top Speed [km/h]	65.8	69.4	64.2	61.5	59.2	58.1	54.6
Avg. Dist. to Rail [m]	9.1	2.2	2.6	2.8	3.3	4.1	6.1
Avg. Stride Freq. [Hz]	2.3	2.5	2.4	2.3	2.4	2.4	2.3
Avg. Stride Length [m]	5.9	7.4	7.0	6.8	6.6	6.5	6.1



[] Ranking at each section and finish
-:-:- No data available at this section
NA No data available

Horse/Jockey Name	BEAUTY RISING/Lachlan Neindorf
Finish Rank	8
Fastest Section Time (Section)	0:10.97 (L1200)
Top Speed [km/h] (Section)	66.6 (Overall)
Race State	Finished



Morphettville Parks-Professional-2025-06-07

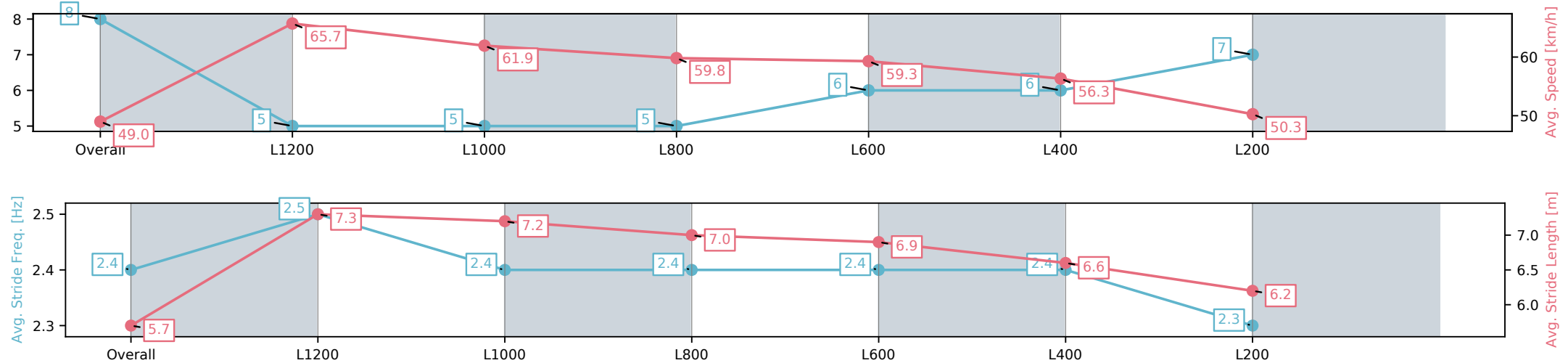
Race 9: Grand Syndicates Handicap - 1400m

07 June 2025 - 4:18PM

Track Rating: Heavy 8, Weather: Showers, Rail Position: +8m
1000m to WP, + 5m remainder. Sectional 610m



Section	Overall	L1200	L1000	L800	L600	L400	L200
Section Times	1:29.13[8] (0:14.69)	1:14.44[5] (0:10.97)	1:03.47[5] (0:11.75)	0:51.72[5] (0:12.11)	0:39.61[6] (0:12.35)	0:27.26[6] (0:12.92)	0:14.34[7] (0:14.34)
Average Speed [km/h]	49.0	65.7	61.9	59.8	59.3	56.3	50.3
Top Speed [km/h]	64.9	66.6	63.9	61.1	60.2	59.0	54.4
Avg. Dist. to Rail [m]	8.8	1.7	2.2	2.4	3.4	5.4	7.6
Avg. Stride Freq. [Hz]	2.4	2.5	2.4	2.4	2.4	2.4	2.3
Avg. Stride Length [m]	5.7	7.3	7.2	7.0	6.9	6.6	6.2



[] Ranking at each section and finish
-:-:- No data available at this section
NA No data available

Horse/Jockey Name	SACHEM/Taylor Johnstone
Finish Rank	9
Fastest Section Time (Section)	0:11.46 (L1200)
Top Speed [km/h] (Section)	63.4 (Overall)
Race State	Finished



Morphettville Parks-Professional-2025-06-07

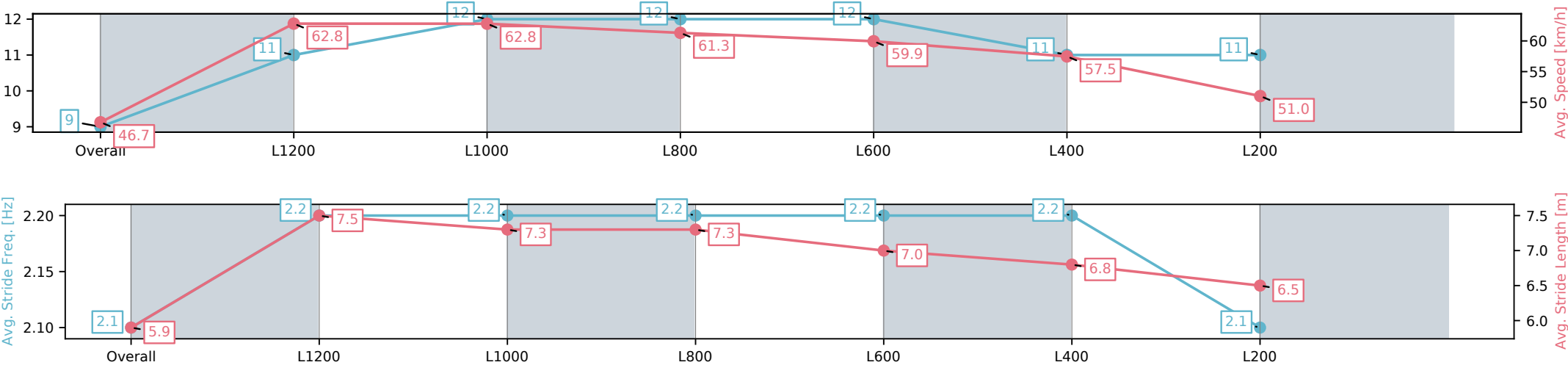
Race 9: Grand Syndicates Handicap - 1400m

07 June 2025 - 4:18PM

Track Rating: Heavy 8, Weather: Showers, Rail Position: +8m
1000m to WP, + 5m remainder. Sectional 610m



Section	Overall	L1200	L1000	L800	L600	L400	L200
Section Times	1:29.59[9] (0:15.40)	1:14.19[11] (0:11.46)	1:02.73[12] (0:11.62)	0:51.11[12] (0:11.85)	0:39.26[12] (0:12.36)	0:26.90[11] (0:12.78)	0:14.12[11] (0:14.12)
Average Speed [km/h]	46.7	62.8	62.8	61.3	59.9	57.5	51.0
Top Speed [km/h]	63.4	63.4	63.1	63.2	60.3	59.1	55.8
Avg. Dist. to Rail [m]	5.6	1.4	3.0	3.7	5.3	11.3	13.5
Avg. Stride Freq. [Hz]	2.1	2.2	2.2	2.2	2.2	2.2	2.1
Avg. Stride Length [m]	5.9	7.5	7.3	7.3	7.0	6.8	6.5



[] Ranking at each section and finish
-:-:- No data available at this section
NA No data available

Horse/Jockey Name	FALANGHINA/Todd Pannell
Finish Rank	10
Fastest Section Time (Section)	0:11.22 (L1200)
Top Speed [km/h] (Section)	65.3 (Overall)
Race State	Finished



Morphettville Parks-Professional-2025-06-07

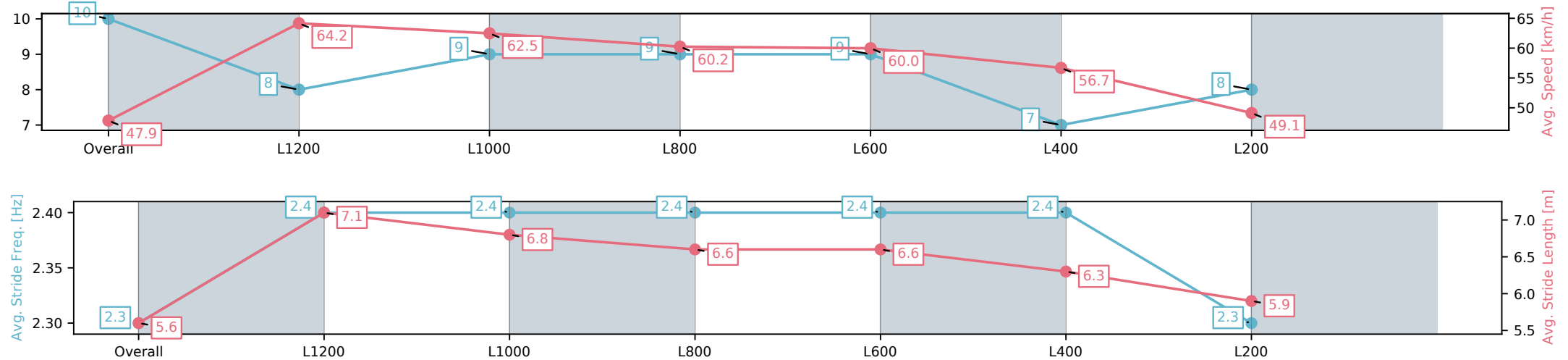
Race 9: Grand Syndicates Handicap - 1400m

07 June 2025 - 4:18PM

Track Rating: Heavy 8, Weather: Showers, Rail Position: +8m
1000m to WP, + 5m remainder. Sectional 610m



Section	Overall	L1200	L1000	L800	L600	L400	L200
Section Times	1:29.61[10] (0:15.05)	1:14.56[8] (0:11.22)	1:03.34[9] (0:11.61)	0:51.73[9] (0:12.03)	0:39.70[9] (0:12.21)	0:27.49[7] (0:12.83)	0:14.66[8] (0:14.66)
Average Speed [km/h]	47.9	64.2	62.5	60.2	60.0	56.7	49.1
Top Speed [km/h]	63.1	65.3	64.2	60.9	60.4	60.0	53.7
Avg. Dist. to Rail [m]	8.1	1.2	1.5	1.8	3.2	6.2	8.8
Avg. Stride Freq. [Hz]	2.3	2.4	2.4	2.4	2.4	2.4	2.3
Avg. Stride Length [m]	5.6	7.1	6.8	6.6	6.6	6.3	5.9



[] Ranking at each section and finish
-:-:- No data available at this section
NA No data available

Horse/Jockey Name	AIGUILLETTE/Manoel Nunes
Finish Rank	11
Fastest Section Time (Section)	0:11.20 (L1200)
Top Speed [km/h] (Section)	65.3 (Overall)
Race State	Finished



Morphettville Parks-Professional-2025-06-07

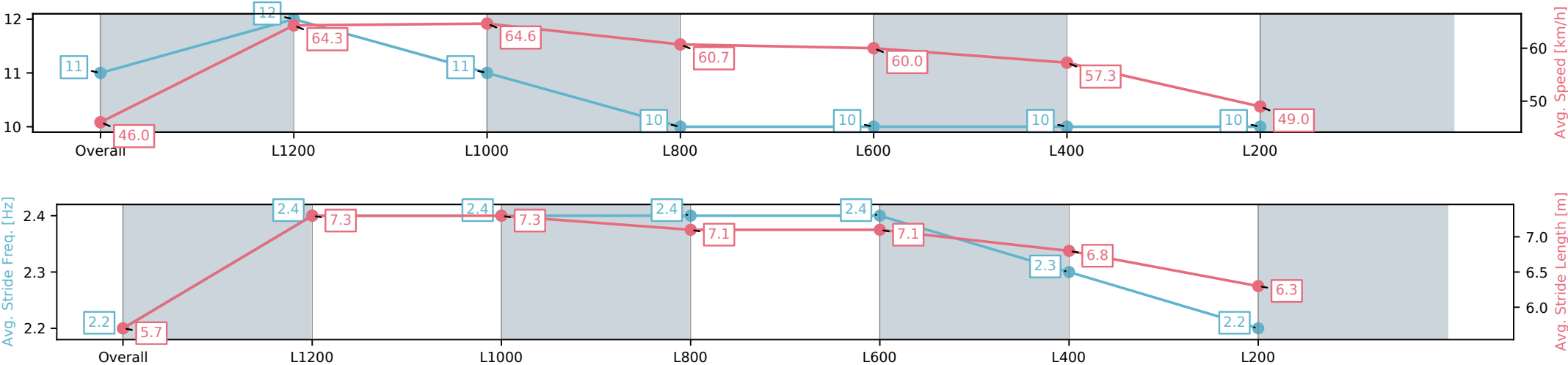
Race 9: Grand Syndicates Handicap - 1400m

07 June 2025 - 4:18PM

Track Rating: Heavy 8, Weather: Showers, Rail Position: +8m
1000m to WP, + 5m remainder. Sectional 610m



Section	Overall	L1200	L1000	L800	L600	L400	L200
Section Times	1:29.78[11] (0:15.63)	1:14.15[12] (0:11.20)	1:02.95[11] (0:11.32)	0:51.63[10] (0:11.97)	0:39.66[10] (0:12.24)	0:27.42[10] (0:12.70)	0:14.72[10] (0:14.72)
Average Speed [km/h]	46.0	64.3	64.6	60.7	60.0	57.3	49.0
Top Speed [km/h]	64.5	65.3	65.1	64.0	60.9	59.6	53.9
Avg. Dist. to Rail [m]	5.2	2.3	3.3	3.2	3.7	6.7	10.1
Avg. Stride Freq. [Hz]	2.2	2.4	2.4	2.4	2.4	2.3	2.2
Avg. Stride Length [m]	5.7	7.3	7.3	7.1	7.1	6.8	6.3



[] Ranking at each section and finish
-:-:- No data available at this section
NA No data available

Horse/Jockey Name	CULLEN SKINK/Caitlin Jones
Finish Rank	12
Fastest Section Time (Section)	0:11.44 (L1200)
Top Speed [km/h] (Section)	63.8 (L1200)
Race State	Finished



Morphettville Parks-Professional-2025-06-07

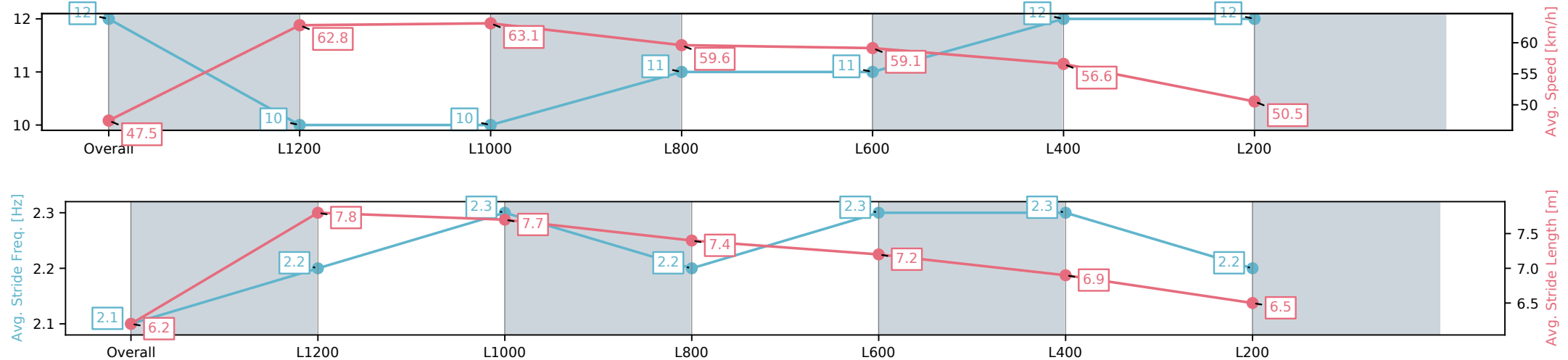
Race 9: Grand Syndicates Handicap - 1400m

07 June 2025 - 4:18PM

Track Rating: Heavy 8, Weather: Showers, Rail Position: +8m
1000m to WP, + 5m remainder. Sectional 610m



Section	Overall	L1200	L1000	L800	L600	L400	L200
Section Times	1:29.88[12] (0:15.21)	1:14.67[10] (0:11.44)	1:03.23[10] (0:11.53)	0:51.70[11] (0:12.14)	0:39.56[11] (0:12.40)	0:27.16[12] (0:12.91)	0:14.25[12] (0:14.25)
Average Speed [km/h]	47.5	62.8	63.1	59.6	59.1	56.6	50.5
Top Speed [km/h]	61.6	63.7	63.8	62.6	59.7	59.5	54.3
Avg. Dist. to Rail [m]	6.5	1.6	2.5	2.1	3.2	9.5	12.7
Avg. Stride Freq. [Hz]	2.1	2.2	2.3	2.2	2.3	2.3	2.2
Avg. Stride Length [m]	6.2	7.8	7.7	7.4	7.2	6.9	6.5



[] Ranking at each section and finish
-:-:- No data available at this section
NA No data available