



Morphettville Parks-Professional-2025-06-07

Race 8: SkyCity Handicap - 1000m

07 June 2025 - 3:43PM

Track Rating: Heavy 8, Weather: Showers, Rail Position: +8m 1000m to WP, + 5m remainder. Sectional 610m



Morphettville

Section Field Times

Overall
1:01.77
(0:13.68)

L800
0:48.10
(0:10.89)

L600
0:37.21
(0:11.81)

L400
0:25.39
(0:12.04)

L200
0:13.36
(0:13.36)

Position	#	Horse/Jockey	Barrier	Top Speed [km/h]	Fastest Section	First 400m	Overall	L800	L600	L400	L200	Margin	Distance Travelled From Winner [m]
1	5	NOSTRYIA Justin Potter	11	67.4 1000-800	0:10.94 800-600	0:24.67	1:01.77 (0:13.73)	0:48.04 [2] (0:10.94)	0:37.10 [2] (0:11.70)	0:25.40 [1] (0:12.04)	0:13.36 [1] (0:13.36)	1:01.77	
2	4	BABAYKA Caitlin Tootell	12	67.2 1000-800	0:11.01 800-600	0:24.87	1:01.80 (0:13.86)	0:47.94 [4] (0:11.01)	0:36.93 [4] (0:11.65)	0:25.28 [4] (0:12.12)	0:13.16 [2] (0:13.16)	0.13L	+2
3	8	SUNDOGG Manoel Nunes	10	66.9 1000-800	0:11.01 800-600	0:25.30	1:01.87 (0:14.28)	0:47.58 [11] (0:11.01)	0:36.57 [10] (0:11.46)	0:25.11 [9] (0:12.13)	0:12.98 [6] (0:12.98)	0.56L	+4
4	12	GILMORE Rochelle Milnes	5	68.0 1000-800	0:10.88 800-600	0:24.88	1:01.89 (0:14.00)	0:47.89 [5] (0:10.88)	0:37.01 [5] (0:11.75)	0:25.26 [6] (0:12.24)	0:13.02 [4] (0:13.02)	0.68L	-2
5	3	RUSSIAN BOBSHARK Todd Pannell	4	66.7 1000-800	0:11.03 800-600	0:25.05	1:01.92 (0:14.02)	0:47.90 [6] (0:11.03)	0:36.87 [8] (0:11.71)	0:25.16 [8] (0:12.19)	0:12.97 [9] (0:12.97)	0.83L	+1
6	7	IMPORTANT PRODUCT Matthew Chadwick	8	66.1 1000-800	0:11.18 800-600	0:25.24	1:01.92 (0:14.06)	0:47.86 [8] (0:11.18)	0:36.68 [9] (0:11.71)	0:24.97 [11] (0:12.18)	0:12.79 [11] (0:12.79)	0.87L	+4
7	13	HOOKE ON WEALTH Jake Toeroek	2	68.4 1000-800	0:10.91 800-600	0:24.99	1:02.00 (0:14.08)	0:47.92 [10] (0:10.91)	0:37.01 [6] (0:11.63)	0:25.38 [5] (0:12.38)	0:13.00 [10] (0:13.00)	1.31L	-4
8	11	AZTEC DANCER Jacob Opperman	6	66.9 1000-800	0:11.05 800-600	0:25.34	1:02.06 (0:14.28)	0:47.77 [12] (0:11.05)	0:36.72 [11] (0:11.61)	0:25.11 [10] (0:12.00)	0:13.11 [8] (0:13.11)	1.65L	+2
9	6	SIOUX WARRIOR Jason Holder	7	67.5 1000-800	0:10.98 800-600	0:25.03	1:02.08 (0:14.05)	0:48.03 [7] (0:10.98)	0:37.05 [7] (0:11.71)	0:25.34 [7] (0:12.15)	0:13.19 [5] (0:13.19)	1.74L	+4
10	1	BOLTONOVA Margaret Collett	3	68.3 1000-800	0:10.89 800-600	0:24.56	1:02.25 (0:13.67)	0:48.58 [1] (0:10.89)	0:37.69 [1] (0:11.85)	0:25.84 [2] (0:12.44)	0:13.40 [3] (0:13.40)	2.74L	-2

Scratched: Warm Breeze (#9), Outpost (#14), Four Diva (#15)

Report Created: Sat 07 June 2025 16:26:58 GMT+10 (Note: Timing is based on positional data)

Page 1/14

[] Position in running at each section and finish
-:-:- No data available at this section
NA No data available
Background shading for fastest section

Saddle cloth number
DNF Did not finish
DNT Did not track

data processed by TRIPLESDATA



Morphettville Parks-Professional-2025-06-07
Race 8: SkyCity Handicap - 1000m
07 June 2025 - 3:43PM



Track Rating: Heavy 8, Weather: Showers, Rail Position: +8m 1000m to WP, + 5m remainder. Sectional 610m

Section Field Times							Overall	L800	L600	L400	L200			
							1:01.77 (0:13.68)	0:48.10 (0:10.89)	0:37.21 (0:11.81)	0:25.39 (0:12.04)	0:13.36 (0:13.36)			
Position	#	Horse/Jockey	Barrier	Top Speed [km/h]	Fastest Section	First 400m							Margin	Distance Travelled From Winner [m]
11	10	SHUTTLE RUN	9	65.2	0:11.36	0:25.43	1:02.43	0:48.36 [9]	0:37.00 [12]	0:25.43 [12]	0:13.27 [12]		3.79L	+6
		Lachlan Neindorf		800-600	800-600		(0:14.07)	(0:11.36)	(0:11.56)	(0:12.16)	(0:13.27)			
12	2	MAGIC FIELD	1	68.5	0:10.96	0:24.73	1:02.58	0:48.81 [3]	0:37.85 [3]	0:26.13 [3]	0:13.67 [7]		4.65L	-4
		Felicity Atkinson		1000-800	800-600		(0:13.77)	(0:10.96)	(0:11.72)	(0:12.46)	(0:13.67)			

Scratched: Warm Breeze (#9), Outpost (#14), Four Diva (#15)

- []

Position in running at each section and finish
- :--:--

No data available at this section
- NA

No data available
- Background shading for fastest section
- #

Saddle cloth number
- DNF

Did not finish
- DNT

Did not track

Horse/Jockey Name	NOSTRYIA/Justin Potter
Finish Rank	1
Fastest Section Time (Section)	0:10.94 (L800)
Top Speed [km/h] (Section)	67.4 (Overall)
Race State	Finished



Morphettville Parks-Professional-2025-06-07

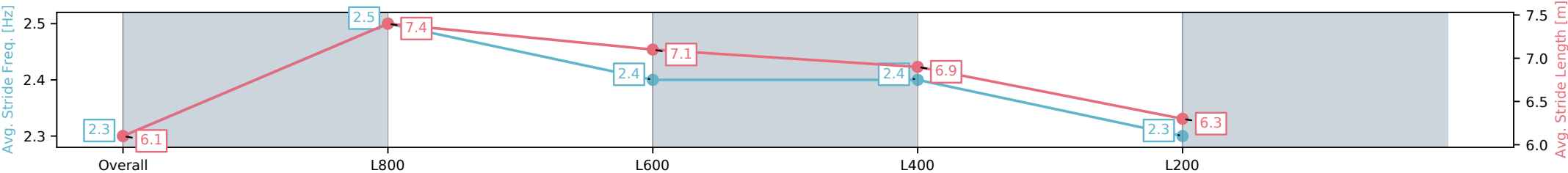
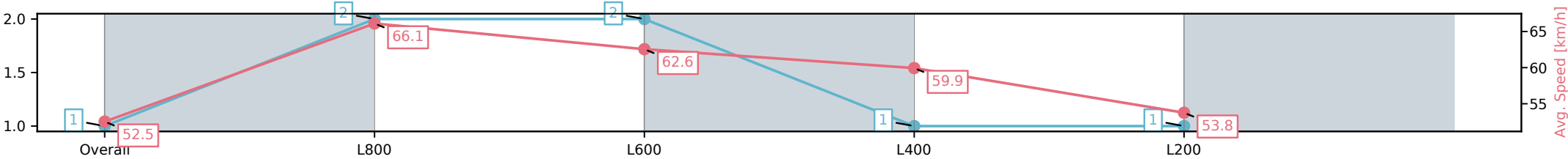
Race 8: SkyCity Handicap - 1000m

07 June 2025 - 3:43PM

Track Rating: Heavy 8, Weather: Showers, Rail Position: +8m
1000m to WP, + 5m remainder. Sectional 610m



Section	Overall	L800	L600	L400	L200
Section Times	1:01.77[1] (0:13.73)	0:48.04[2] (0:10.94)	0:37.10[2] (0:11.70)	0:25.40[1] (0:12.04)	0:13.36[1] (0:13.36)
Average Speed [km/h]	52.5	66.1	62.6	59.9	53.8
Top Speed [km/h]	67.2	67.4	64.2	60.6	60.0
Avg. Dist. to Rail [m]	10.0	2.7	2.7	2.5	3.9
Avg. Stride Freq. [Hz]	2.3	2.5	2.4	2.4	2.3
Avg. Stride Length [m]	6.1	7.4	7.1	6.9	6.3



- [] Ranking at each section and finish
- :-:- No data available at this section
- NA No data available

Horse/Jockey Name	BABAYKA/Caitlin Tootell
Finish Rank	2
Fastest Section Time (Section)	0:11.01 (L800)
Top Speed [km/h] (Section)	67.2 (Overall)
Race State	Finished



Morphettville Parks-Professional-2025-06-07

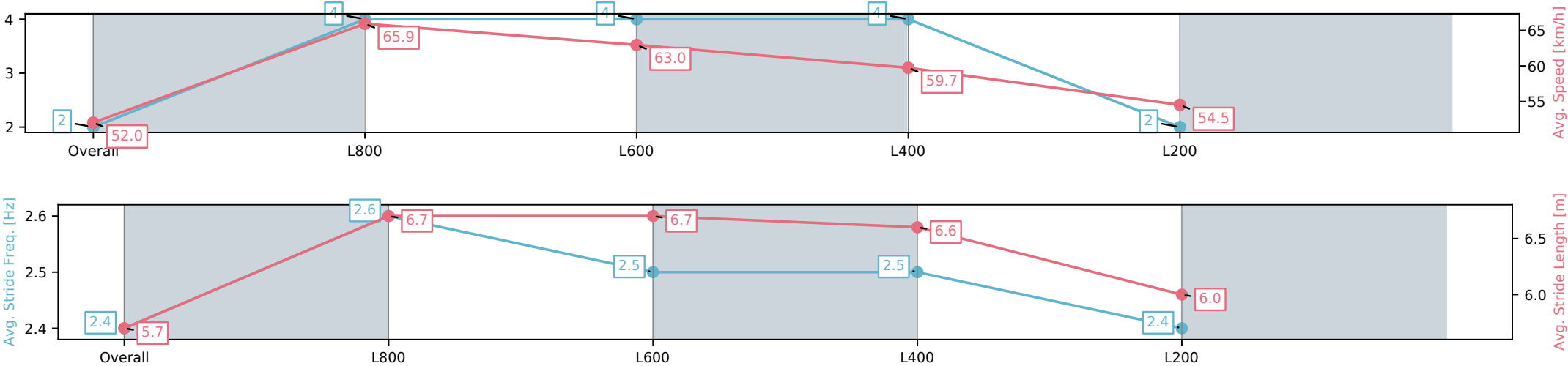
Race 8: SkyCity Handicap - 1000m

07 June 2025 - 3:43PM

Track Rating: Heavy 8, Weather: Showers, Rail Position: +8m
1000m to WP, + 5m remainder. Sectional 610m



Section	Overall	L800	L600	L400	L200
Section Times	1:01.80[2] (0:13.86)	0:47.94[4] (0:11.01)	0:36.93[4] (0:11.65)	0:25.28[4] (0:12.12)	0:13.16[2] (0:13.16)
Average Speed [km/h]	52.0	65.9	63.0	59.7	54.5
Top Speed [km/h]	66.3	67.2	64.6	60.7	58.2
Avg. Dist. to Rail [m]	11.0	3.4	3.2	3.8	5.3
Avg. Stride Freq. [Hz]	2.4	2.6	2.5	2.5	2.4
Avg. Stride Length [m]	5.7	6.7	6.7	6.6	6.0



[] Ranking at each section and finish
-:-:- No data available at this section
NA No data available

Horse/Jockey Name	SUNDOGG/Manoel Nunes
Finish Rank	3
Fastest Section Time (Section)	0:11.01 (L800)
Top Speed [km/h] (Section)	66.9 (Overall)
Race State	Finished



Morphettville Parks-Professional-2025-06-07

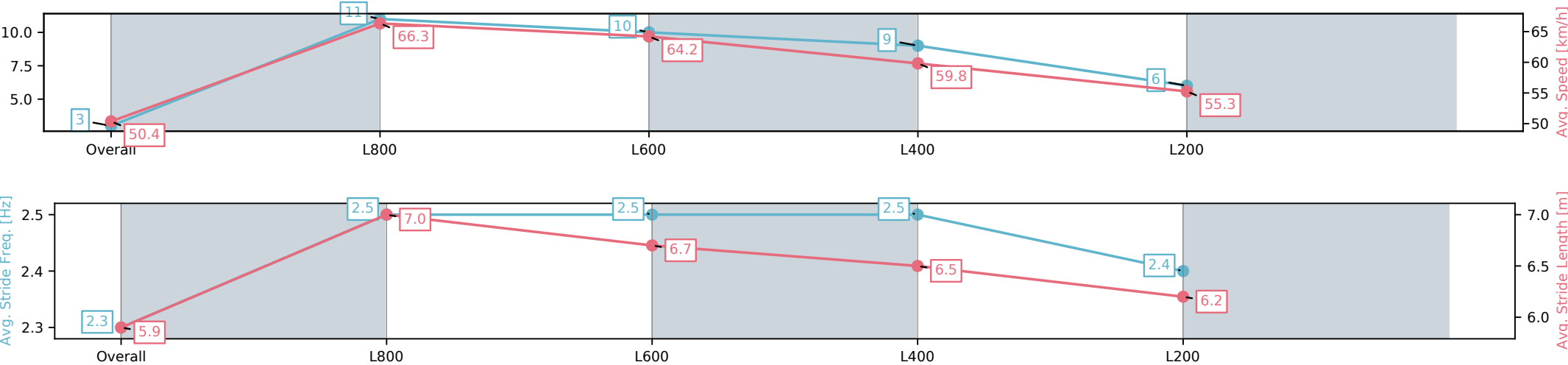
Race 8: SkyCity Handicap - 1000m

07 June 2025 - 3:43PM

Track Rating: Heavy 8, Weather: Showers, Rail Position: +8m
1000m to WP, + 5m remainder. Sectional 610m



Section	Overall	L800	L600	L400	L200
Section Times	1:01.87[3] (0:14.28)	0:47.58[11] (0:11.01)	0:36.57[10] (0:11.46)	0:25.11[9] (0:12.13)	0:12.98[6] (0:12.98)
Average Speed [km/h]	50.4	66.3	64.2	59.8	55.3
Top Speed [km/h]	65.1	66.9	65.9	61.4	58.8
Avg. Dist. to Rail [m]	9.9	5.5	3.9	6.2	8.4
Avg. Stride Freq. [Hz]	2.3	2.5	2.5	2.5	2.4
Avg. Stride Length [m]	5.9	7.0	6.7	6.5	6.2



[] Ranking at each section and finish
-:-:- No data available at this section
NA No data available

Horse/Jockey Name	GILMORE/Rochelle Milnes
Finish Rank	4
Fastest Section Time (Section)	0:10.88 (L800)
Top Speed [km/h] (Section)	68.0 (Overall)
Race State	Finished



Morphettville Parks-Professional-2025-06-07

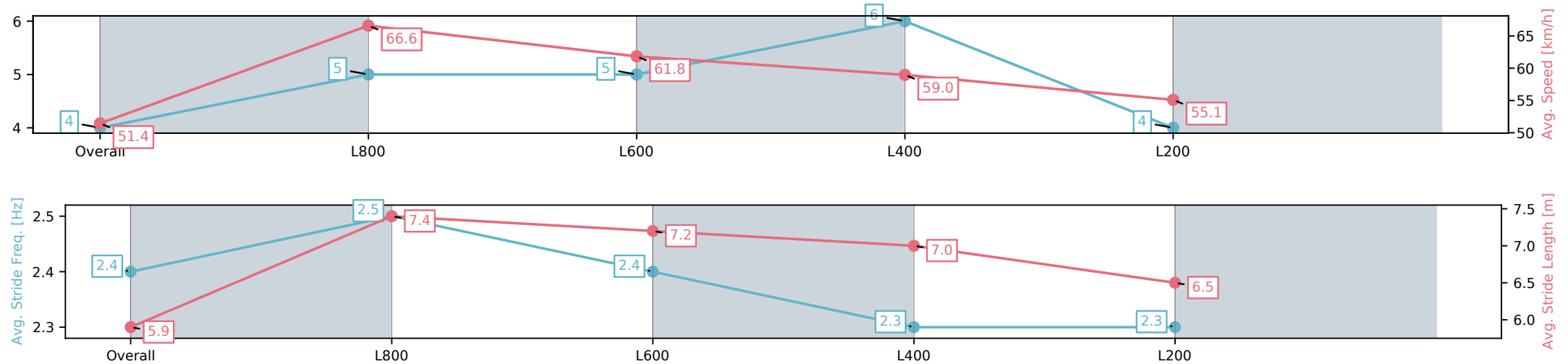
Race 8: SkyCity Handicap - 1000m

07 June 2025 - 3:43PM

Track Rating: Heavy 8, Weather: Showers, Rail Position: +8m
1000m to WP, + 5m remainder. Sectional 610m



Section	Overall	L800	L600	L400	L200
Section Times	1:01.89[4] (0:14.00)	0:47.89[5] (0:10.88)	0:37.01[5] (0:11.75)	0:25.26[6] (0:12.24)	0:13.02[4] (0:13.02)
Average Speed [km/h]	51.4	66.6	61.8	59.0	55.1
Top Speed [km/h]	67.2	68.0	64.7	59.7	58.7
Avg. Dist. to Rail [m]	5.3	2.7	1.6	2.6	3.0
Avg. Stride Freq. [Hz]	2.4	2.5	2.4	2.3	2.3
Avg. Stride Length [m]	5.9	7.4	7.2	7.0	6.5



- [] Ranking at each section and finish
- :-:- No data available at this section
- NA No data available

Horse/Jockey Name	RUSSIAN BOBSHARK/Todd Pannell
Finish Rank	5
Fastest Section Time (Section)	0:11.03 (L800)
Top Speed [km/h] (Section)	66.7 (Overall)
Race State	Finished



Morphettville Parks-Professional-2025-06-07

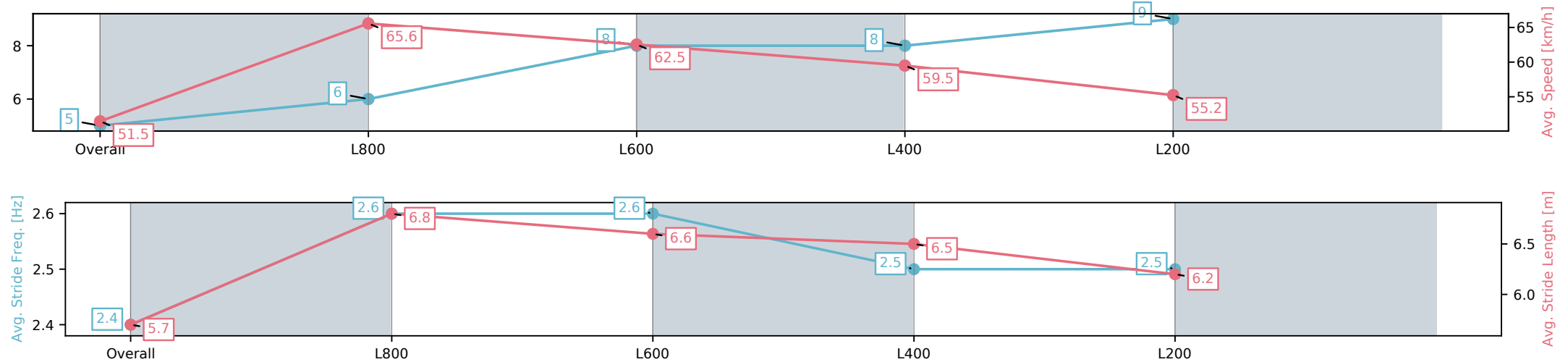
Race 8: SkyCity Handicap - 1000m

07 June 2025 - 3:43PM

Track Rating: Heavy 8, Weather: Showers, Rail Position: +8m
1000m to WP, + 5m remainder. Sectional 610m



Section	Overall	L800	L600	L400	L200
Section Times	1:01.92[5] (0:14.02)	0:47.90[6] (0:11.03)	0:36.87[8] (0:11.71)	0:25.16[8] (0:12.19)	0:12.97[9] (0:12.97)
Average Speed [km/h]	51.5	65.6	62.5	59.5	55.2
Top Speed [km/h]	66.6	66.7	64.1	60.5	58.3
Avg. Dist. to Rail [m]	4.9	2.4	2.9	4.4	6.2
Avg. Stride Freq. [Hz]	2.4	2.6	2.6	2.5	2.5
Avg. Stride Length [m]	5.7	6.8	6.6	6.5	6.2



- [] Ranking at each section and finish
- :-:- No data available at this section
- NA No data available

Horse/Jockey Name	IMPORTANT PRODUCT/Matthew Chadwick
Finish Rank	6
Fastest Section Time (Section)	0:11.18 (L800)
Top Speed [km/h] (Section)	66.1 (Overall)
Race State	Finished



Morphettville Parks-Professional-2025-06-07

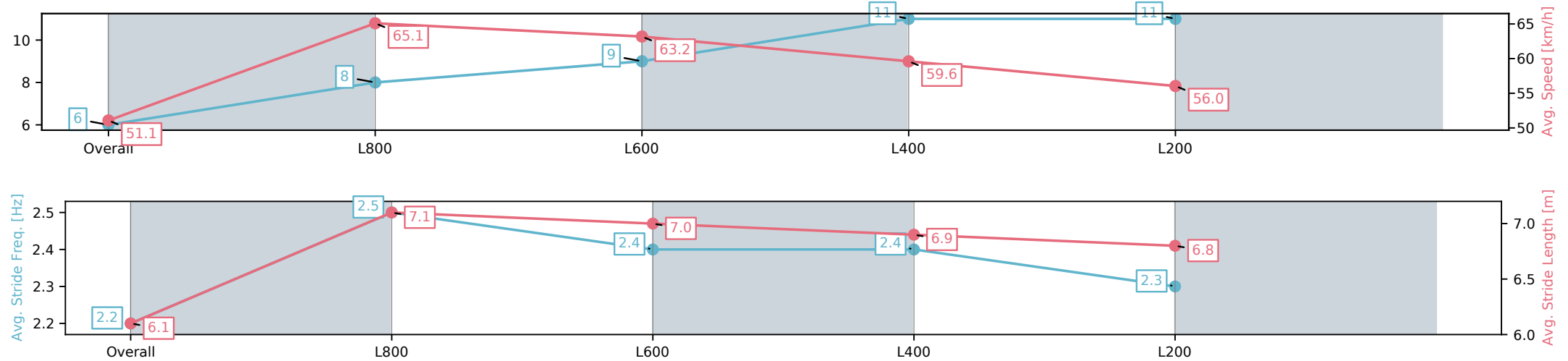
Race 8: SkyCity Handicap - 1000m

07 June 2025 - 3:43PM

Track Rating: Heavy 8, Weather: Showers, Rail Position: +8m
1000m to WP, + 5m remainder. Sectional 610m



Section	Overall	L800	L600	L400	L200
Section Times	1:01.92[6] (0:14.06)	0:47.86[8] (0:11.18)	0:36.68[9] (0:11.71)	0:24.97[11] (0:12.18)	0:12.79[11] (0:12.79)
Average Speed [km/h]	51.1	65.1	63.2	59.6	56.0
Top Speed [km/h]	65.8	66.1	64.9	61.9	58.7
Avg. Dist. to Rail [m]	8.0	4.7	4.4	5.4	8.9
Avg. Stride Freq. [Hz]	2.2	2.5	2.4	2.4	2.3
Avg. Stride Length [m]	6.1	7.1	7.0	6.9	6.8



[] Ranking at each section and finish
-:-:- No data available at this section
NA No data available

Horse/Jockey Name	HOOKED ON WEALTH/Jake Toeroek
Finish Rank	7
Fastest Section Time (Section)	0:10.91 (L800)
Top Speed [km/h] (Section)	68.4 (Overall)
Race State	Finished



Morphettville Parks-Professional-2025-06-07

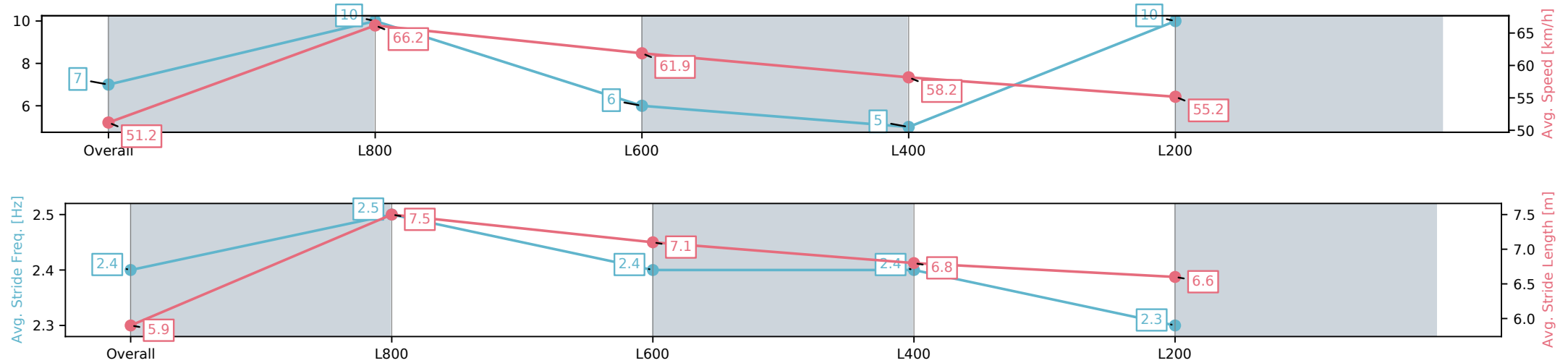
Race 8: SkyCity Handicap - 1000m

07 June 2025 - 3:43PM

Track Rating: Heavy 8, Weather: Showers, Rail Position: +8m
1000m to WP, + 5m remainder. Sectional 610m



Section	Overall	L800	L600	L400	L200
Section Times	1:02.00[7] (0:14.08)	0:47.92[10] (0:10.91)	0:37.01[6] (0:11.63)	0:25.38[5] (0:12.38)	0:13.00[10] (0:13.00)
Average Speed [km/h]	51.2	66.2	61.9	58.2	55.2
Top Speed [km/h]	67.6	68.4	63.5	60.5	58.1
Avg. Dist. to Rail [m]	3.4	1.6	0.3	0.4	0.6
Avg. Stride Freq. [Hz]	2.4	2.5	2.4	2.4	2.3
Avg. Stride Length [m]	5.9	7.5	7.1	6.8	6.6



[] Ranking at each section and finish
-:-:- No data available at this section
NA No data available

Horse/Jockey Name	AZTEC DANCER/Jacob Opperman
Finish Rank	8
Fastest Section Time (Section)	0:11.05 (L800)
Top Speed [km/h] (Section)	66.9 (Overall)
Race State	Finished



Morphettville Parks-Professional-2025-06-07

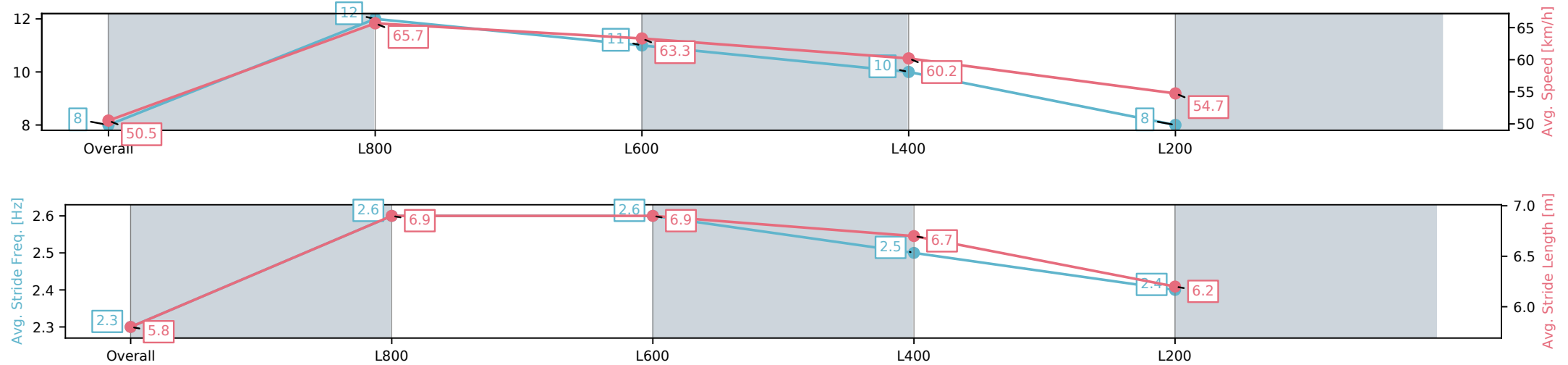
Race 8: SkyCity Handicap - 1000m

07 June 2025 - 3:43PM

Track Rating: Heavy 8, Weather: Showers, Rail Position: +8m
1000m to WP, + 5m remainder. Sectional 610m



Section	Overall	L800	L600	L400	L200
Section Times	1:02.06[8] (0:14.28)	0:47.77[12] (0:11.05)	0:36.72[11] (0:11.61)	0:25.11[10] (0:12.00)	0:13.11[8] (0:13.11)
Average Speed [km/h]	50.5	65.7	63.3	60.2	54.7
Top Speed [km/h]	65.9	66.9	64.1	62.1	58.2
Avg. Dist. to Rail [m]	6.1	3.7	3.4	3.3	4.9
Avg. Stride Freq. [Hz]	2.3	2.6	2.6	2.5	2.4
Avg. Stride Length [m]	5.8	6.9	6.9	6.7	6.2



[] Ranking at each section and finish
-:-:- No data available at this section
NA No data available

Horse/Jockey Name	SIOUX WARRIOR/Jason Holder
Finish Rank	9
Fastest Section Time (Section)	0:10.98 (L800)
Top Speed [km/h] (Section)	67.5 (Overall)
Race State	Finished



Morphettville Parks-Professional-2025-06-07

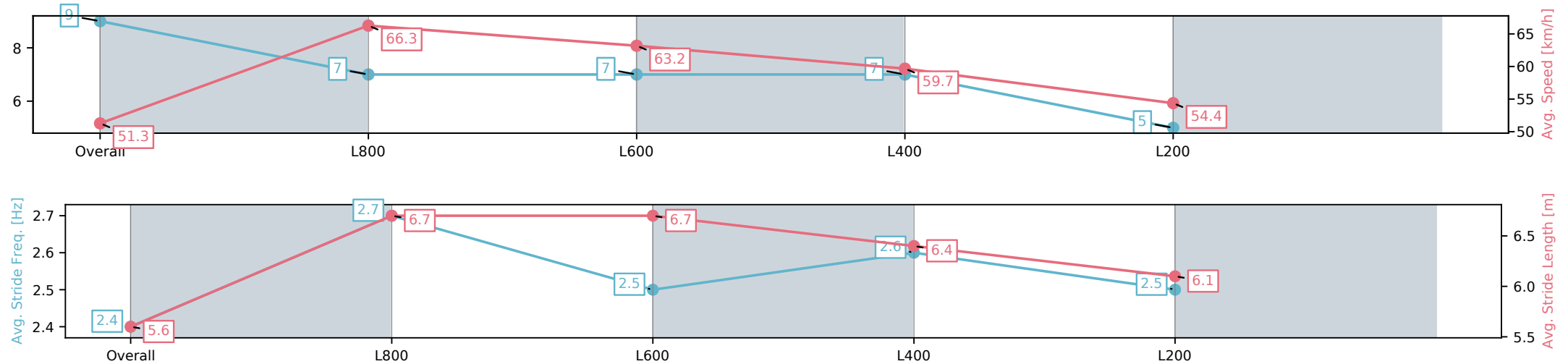
Race 8: SkyCity Handicap - 1000m

07 June 2025 - 3:43PM

Track Rating: Heavy 8, Weather: Showers, Rail Position: +8m
1000m to WP, + 5m remainder. Sectional 610m



Section	Overall	L800	L600	L400	L200
Section Times	1:02.08[9] (0:14.05)	0:48.03[7] (0:10.98)	0:37.05[7] (0:11.71)	0:25.34[7] (0:12.15)	0:13.19[5] (0:13.19)
Average Speed [km/h]	51.3	66.3	63.2	59.7	54.4
Top Speed [km/h]	66.5	67.5	64.6	61.8	58.5
Avg. Dist. to Rail [m]	6.6	3.7	4.4	5.8	7.3
Avg. Stride Freq. [Hz]	2.4	2.7	2.5	2.6	2.5
Avg. Stride Length [m]	5.6	6.7	6.7	6.4	6.1



- [] Ranking at each section and finish
- :-:- No data available at this section
- NA No data available

Horse/Jockey Name	BOLTONOVA/Margaret Collett
Finish Rank	10
Fastest Section Time (Section)	0:10.89 (L800)
Top Speed [km/h] (Section)	68.3 (Overall)
Race State	Finished



Morphettville Parks-Professional-2025-06-07

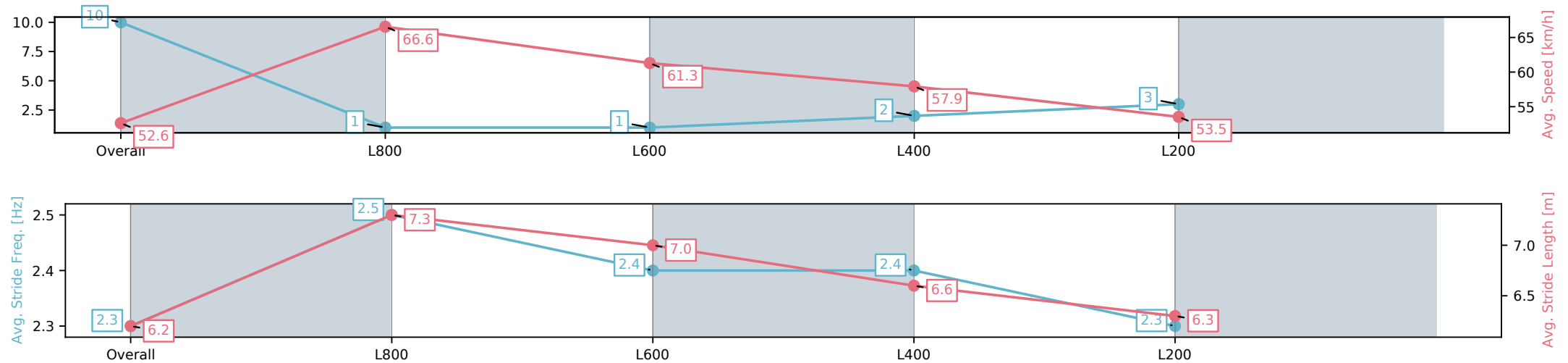
Race 8: SkyCity Handicap - 1000m

07 June 2025 - 3:43PM

Track Rating: Heavy 8, Weather: Showers, Rail Position: +8m
1000m to WP, + 5m remainder. Sectional 610m



Section	Overall	L800	L600	L400	L200
Section Times	1:02.25[10] (0:13.67)	0:48.58[1] (0:10.89)	0:37.69[1] (0:11.85)	0:25.84[2] (0:12.44)	0:13.40[3] (0:13.40)
Average Speed [km/h]	52.6	66.6	61.3	57.9	53.5
Top Speed [km/h]	68.3	68.3	63.5	59.6	56.2
Avg. Dist. to Rail [m]	4.0	2.4	1.5	1.6	2.6
Avg. Stride Freq. [Hz]	2.3	2.5	2.4	2.4	2.3
Avg. Stride Length [m]	6.2	7.3	7.0	6.6	6.3



[] Ranking at each section and finish
-:-:- No data available at this section
NA No data available

Horse/Jockey Name	SHUTTLE RUN/Lachlan Neindorf
Finish Rank	11
Fastest Section Time (Section)	0:11.36 (L800)
Top Speed [km/h] (Section)	65.2 (L800)
Race State	Finished



Morphettville Parks-Professional-2025-06-07

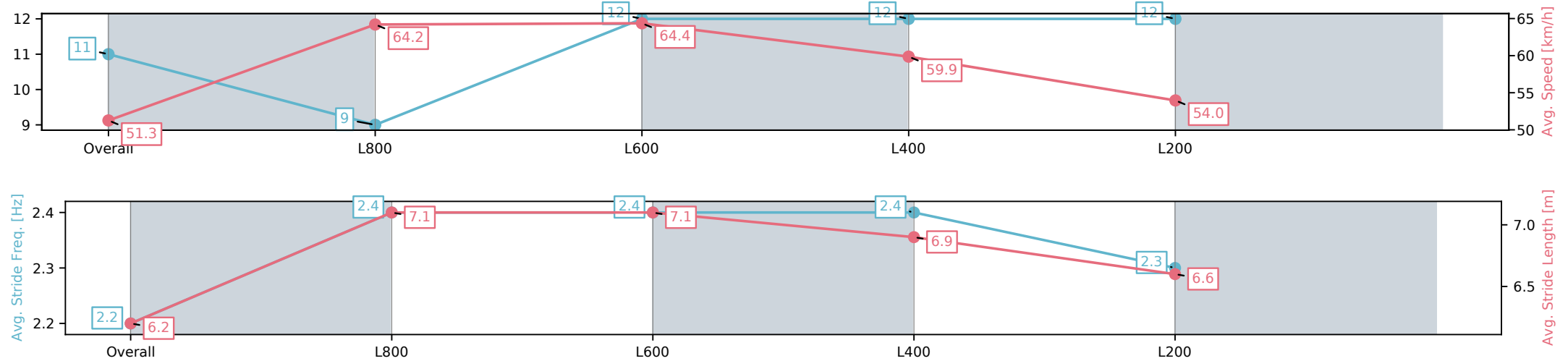
Race 8: SkyCity Handicap - 1000m

07 June 2025 - 3:43PM

Track Rating: Heavy 8, Weather: Showers, Rail Position: +8m
1000m to WP, + 5m remainder. Sectional 610m



Section	Overall	L800	L600	L400	L200
Section Times	1:02.43[11] (0:14.07)	0:48.36[9] (0:11.36)	0:37.00[12] (0:11.56)	0:25.43[12] (0:12.16)	0:13.27[12] (0:13.27)
Average Speed [km/h]	51.3	64.2	64.4	59.9	54.0
Top Speed [km/h]	64.9	65.0	65.2	63.0	57.0
Avg. Dist. to Rail [m]	9.3	5.4	5.4	8.4	11.7
Avg. Stride Freq. [Hz]	2.2	2.4	2.4	2.4	2.3
Avg. Stride Length [m]	6.2	7.1	7.1	6.9	6.6



[] Ranking at each section and finish
-:-:- No data available at this section
NA No data available

Horse/Jockey Name	MAGIC FIELD/Felicity Atkinson
Finish Rank	12
Fastest Section Time (Section)	0:10.96 (L800)
Top Speed [km/h] (Section)	68.5 (Overall)
Race State	Finished



Morphettville Parks-Professional-2025-06-07

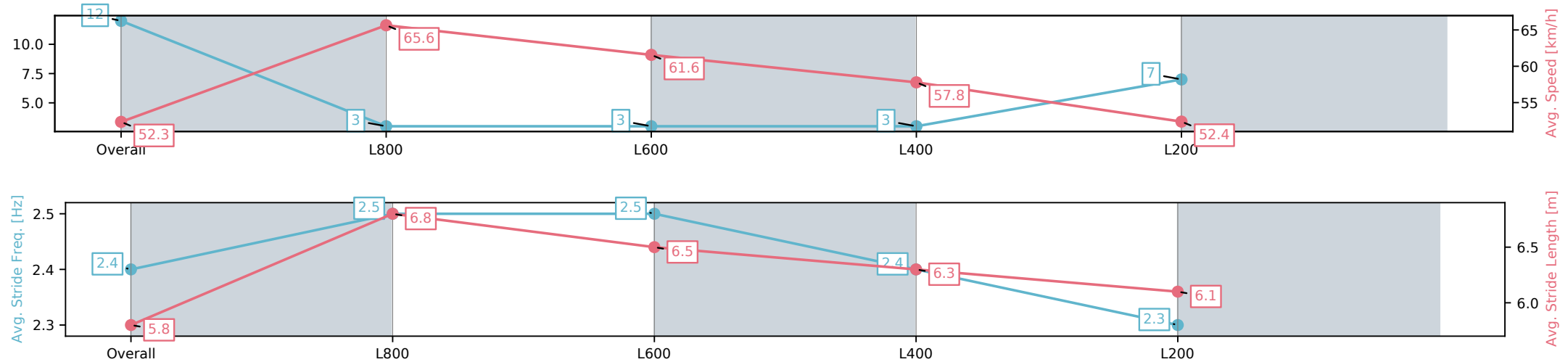
Race 8: SkyCity Handicap - 1000m

07 June 2025 - 3:43PM

Track Rating: Heavy 8, Weather: Showers, Rail Position: +8m
1000m to WP, + 5m remainder. Sectional 610m



Section	Overall	L800	L600	L400	L200
Section Times	1:02.58[12] (0:13.77)	0:48.81[3] (0:10.96)	0:37.85[3] (0:11.72)	0:26.13[3] (0:12.46)	0:13.67[7] (0:13.67)
Average Speed [km/h]	52.3	65.6	61.6	57.8	52.4
Top Speed [km/h]	68.3	68.5	63.3	59.7	55.6
Avg. Dist. to Rail [m]	2.2	0.7	0.3	0.3	0.4
Avg. Stride Freq. [Hz]	2.4	2.5	2.5	2.4	2.3
Avg. Stride Length [m]	5.8	6.8	6.5	6.3	6.1



[] Ranking at each section and finish
-:-:- No data available at this section
NA No data available