



Morphettville Parks-Professional-2025-06-07
Race 7: Aceit Transport Solutions Handicap - 1000m
07 June 2025 - 3:02PM



Track Rating: Heavy 8, Weather: Showers, Rail Position: +8m 1000m to WP, + 5m
remainder. Sectional 610m

Section
Field Times

Overall
1:01.14
(0:13.52)

L800
0:47.62
(0:10.97)

L600
0:36.65
(0:11.68)

L400
0:24.97
(0:12.37)

L200
0:12.60
(0:12.60)

Position	#	Horse/Jockey	Barrier	Top Speed [km/h]	Fastest Section	First 400m	Overall	L800	L600	L400	L200	Margin	Distance Travelled From Winner [m]
1	7	DAISYDOO	4	67.6	0:10.93	0:24.79	1:01.14	0:47.28 [4]	0:36.35 [4]	0:24.71 [3]	0:12.58 [2]	1:01.14	
		Margaret Collett		1000-800	800-600		(0:13.86)	(0:10.93)	(0:11.64)	(0:12.13)	(0:12.57)		
2	9	PURFECT LINE	5	68.1	0:10.93	0:24.93	1:01.15	0:47.15 [6]	0:36.22 [6]	0:24.54 [6]	0:12.43 [7]	0.07L	+0
		Taylor Johnstone		1000-800	800-600		(0:14.00)	(0:10.93)	(0:11.68)	(0:12.11)	(0:12.43)		
3	4	ENUFF SEDUCTION	8	66.4	0:11.10	0:25.23	1:01.18	0:47.05 [8]	0:35.95 [9]	0:24.47 [9]	0:12.54 [5]	0.28L	+3
		Caitlin Jones		1000-800	800-600		(0:14.13)	(0:11.10)	(0:11.48)	(0:11.93)	(0:12.54)		
4	10	LITTLEBOURKESTREET	1	68.9	0:10.80	0:24.80	1:01.52	0:47.52 [5]	0:36.72 [5]	0:25.05 [5]	0:12.96 [3]	2.39L	-2
		Jason Holder		1000-800	800-600		(0:14.00)	(0:10.80)	(0:11.67)	(0:12.09)	(0:12.96)		
5	13	HYSTERICAL LADY	10	66.5	0:11.08	0:25.36	1:01.76	0:47.48 [10]	0:36.40 [10]	0:24.66 [10]	0:12.56 [10]	3.87L	-3
		Lachlan Neindorf		1000-800	800-600		(0:14.28)	(0:11.08)	(0:11.74)	(0:12.10)	(0:12.56)		
6	1	DOBBINAIR	6	68.6	0:10.85	0:25.01	1:01.77	0:47.61 [9]	0:36.76 [7]	0:25.15 [7]	0:12.91 [8]	3.96L	+1
		Todd Pannell		1000-800	800-600		(0:14.16)	(0:10.85)	(0:11.61)	(0:12.24)	(0:12.91)		
7	6	TRULY ELSA	7	67.8	0:11.02	0:25.04	1:02.06	0:48.04 [7]	0:37.02 [8]	0:25.39 [8]	0:13.13 [9]	5.76L	-4
		Justin Potter		1000-800	800-600		(0:14.02)	(0:11.02)	(0:11.63)	(0:12.26)	(0:13.13)		
8	8	MOUGENOT	2	67.1	0:11.08	0:24.76	1:02.08	0:48.40 [2]	0:37.32 [3]	0:25.62 [4]	0:13.46 [4]	5.88L	-3
		Caitlin Tootell		1000-800	800-600		(0:13.68)	(0:11.08)	(0:11.70)	(0:12.16)	(0:13.46)		
9	12	IN LOVE	9	67.4	0:10.98	0:24.49	1:02.84	0:49.33 [1]	0:38.35 [1]	0:26.60 [2]	0:14.30 [1]	10.66L	-1
		Anna Jordsjo		1000-800	800-600		(0:13.51)	(0:10.98)	(0:11.75)	(0:12.30)	(0:14.30)		
10	5	HEAVEN ROCKS	3	69.5	0:10.81	0:24.56	1:02.89	0:49.14 [3]	0:38.33 [2]	0:26.72 [1]	0:14.18 [6]	10.93L	-5
		Jake Toeroek		1000-800	800-600		(0:13.75)	(0:10.81)	(0:11.61)	(0:12.54)	(0:14.18)		

Scratched: Romani lte Domum (#2), Dyer (#3), Velvet Fox (#11)

Report Created: Sat 07 June 2025 15:48:43 GMT+10 (Note: Timing is based on positional data)

Page 1/11

[] Position in running at each section and finish
-:-:- No data available at this section
NA No data available
■ Background shading for fastest section

Saddle cloth number
DNF Did not finish
DNT Did not track

data processed by TRIPLESDATA

Horse/Jockey Name	DAISYDOO/Margaret Collett
Finish Rank	1
Fastest Section Time (Section)	0:10.93 (L800)
Top Speed [km/h] (Section)	67.6 (Overall)
Race State	Finished



Morphettville Parks-Professional-2025-06-07

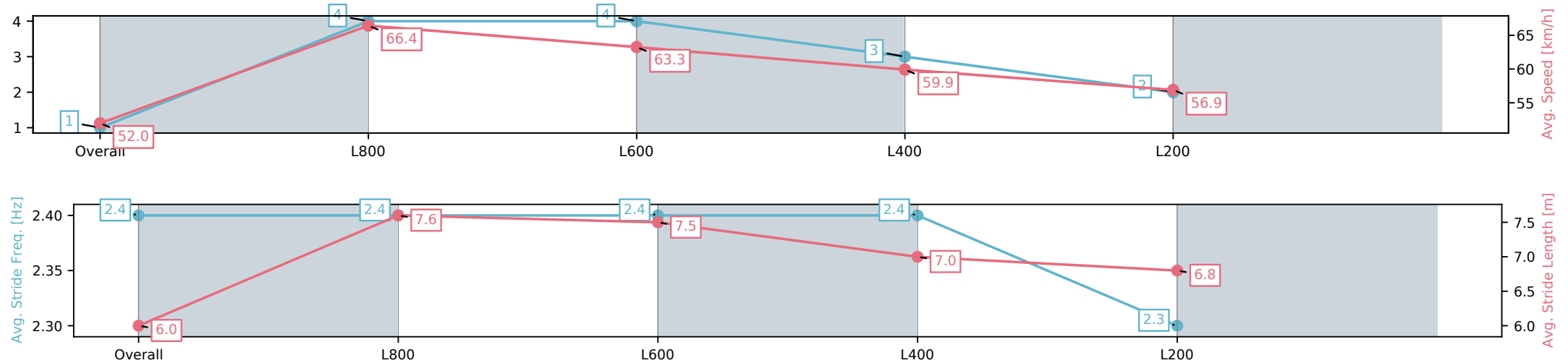
Race 7: Aceit Transport Solutions Handicap - 1000m

07 June 2025 - 3:02PM

Track Rating: Heavy 8, Weather: Showers, Rail Position: +8m
1000m to WP, + 5m remainder. Sectional 610m



Section	Overall	L800	L600	L400	L200
Section Times	1:01.14[1] (0:13.86)	0:47.28[4] (0:10.93)	0:36.35[4] (0:11.64)	0:24.71[3] (0:12.13)	0:12.58[2] (0:12.57)
Average Speed [km/h]	52.0	66.4	63.3	59.9	56.9
Top Speed [km/h]	66.3	67.6	64.9	62.4	59.0
Avg. Dist. to Rail [m]	4.1	3.3	3.8	5.4	4.1
Avg. Stride Freq. [Hz]	2.4	2.4	2.4	2.4	2.3
Avg. Stride Length [m]	6.0	7.6	7.5	7.0	6.8



[] Ranking at each section and finish
-:-:- No data available at this section
NA No data available

Horse/Jockey Name	PURFECT LINE/Taylor Johnstone
Finish Rank	2
Fastest Section Time (Section)	0:10.93 (L800)
Top Speed [km/h] (Section)	68.1 (Overall)
Race State	Finished



Morphettville Parks-Professional-2025-06-07

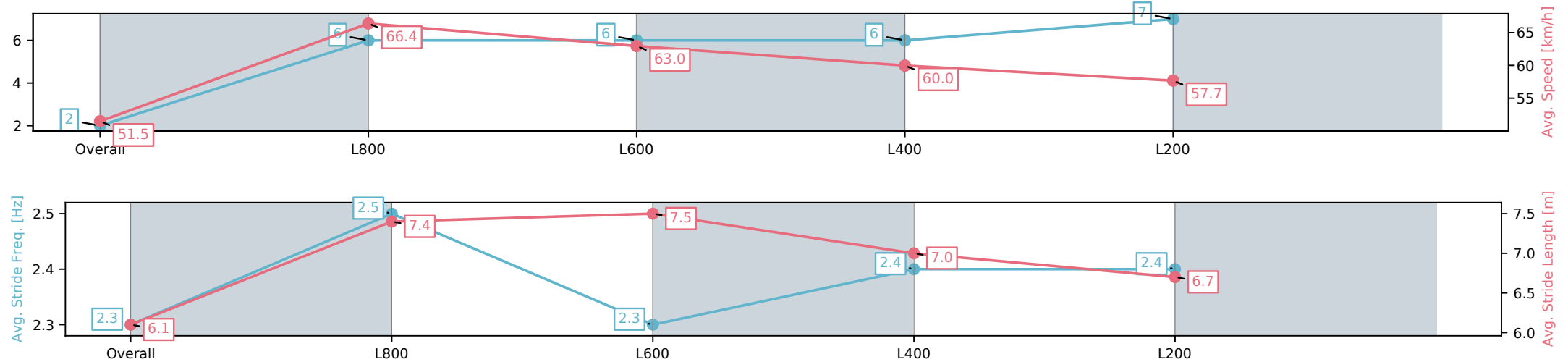
Race 7: Aceit Transport Solutions Handicap - 1000m

07 June 2025 - 3:02PM

Track Rating: Heavy 8, Weather: Showers, Rail Position: +8m
1000m to WP, + 5m remainder. Sectional 610m



Section	Overall	L800	L600	L400	L200
Section Times	1:01.15[2] (0:14.00)	0:47.15[6] (0:10.93)	0:36.22[6] (0:11.68)	0:24.54[6] (0:12.11)	0:12.43[7] (0:12.43)
Average Speed [km/h]	51.5	66.4	63.0	60.0	57.7
Top Speed [km/h]	66.7	68.1	64.7	62.0	59.6
Avg. Dist. to Rail [m]	5.1	3.5	3.5	5.2	4.9
Avg. Stride Freq. [Hz]	2.3	2.5	2.3	2.4	2.4
Avg. Stride Length [m]	6.1	7.4	7.5	7.0	6.7



[] Ranking at each section and finish
-:-:- No data available at this section
NA No data available

Horse/Jockey Name	ENUFF SEDUCTION/Caitlin Jones
Finish Rank	3
Fastest Section Time (Section)	0:11.10 (L800)
Top Speed [km/h] (Section)	66.4 (Overall)
Race State	Finished



Morphettville Parks-Professional-2025-06-07

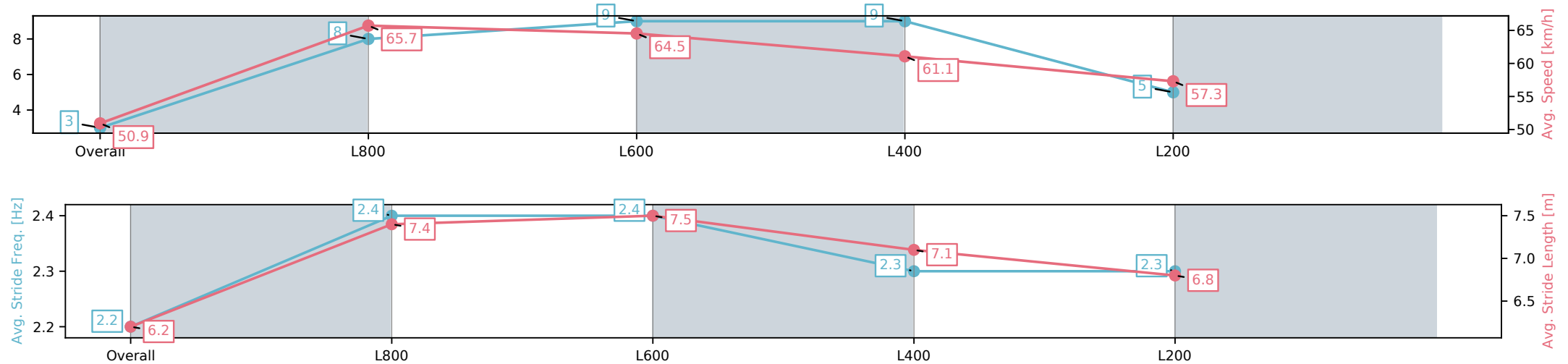
Race 7: Aceit Transport Solutions Handicap - 1000m

07 June 2025 - 3:02PM

Track Rating: Heavy 8, Weather: Showers, Rail Position: +8m
1000m to WP, + 5m remainder. Sectional 610m



Section	Overall	L800	L600	L400	L200
Section Times	1:01.18[3] (0:14.13)	0:47.05[8] (0:11.10)	0:35.95[9] (0:11.48)	0:24.47[9] (0:11.93)	0:12.54[5] (0:12.54)
Average Speed [km/h]	50.9	65.7	64.5	61.1	57.3
Top Speed [km/h]	64.9	66.4	66.3	62.8	59.6
Avg. Dist. to Rail [m]	7.7	4.9	4.9	8.0	7.7
Avg. Stride Freq. [Hz]	2.2	2.4	2.4	2.3	2.3
Avg. Stride Length [m]	6.2	7.4	7.5	7.1	6.8



- [] Ranking at each section and finish
- :-:- No data available at this section
- NA No data available

Horse/Jockey Name	LITTLEBOURKESTREET/Jason Holder
Finish Rank	4
Fastest Section Time (Section)	0:10.80 (L800)
Top Speed [km/h] (Section)	68.9 (Overall)
Race State	Finished



Morphettville Parks-Professional-2025-06-07

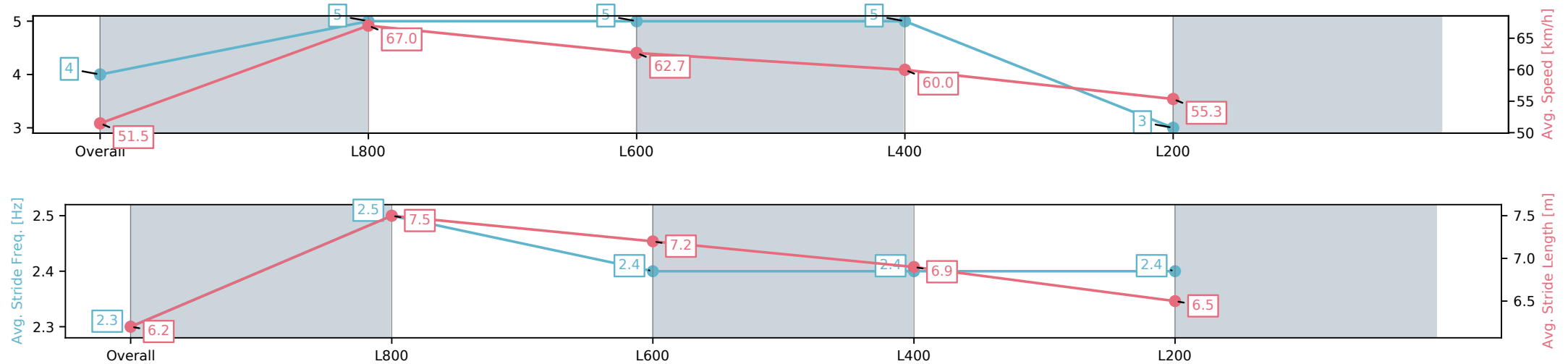
Race 7: Aceit Transport Solutions Handicap - 1000m

07 June 2025 - 3:02PM

Track Rating: Heavy 8, Weather: Showers, Rail Position: +8m
1000m to WP, + 5m remainder. Sectional 610m



Section	Overall	L800	L600	L400	L200
Section Times	1:01.52[4] (0:14.00)	0:47.52[5] (0:10.80)	0:36.72[5] (0:11.67)	0:25.05[5] (0:12.09)	0:12.96[3] (0:12.96)
Average Speed [km/h]	51.5	67.0	62.7	60.0	55.3
Top Speed [km/h]	68.0	68.9	64.5	62.5	58.3
Avg. Dist. to Rail [m]	2.1	1.7	2.7	5.1	3.8
Avg. Stride Freq. [Hz]	2.3	2.5	2.4	2.4	2.4
Avg. Stride Length [m]	6.2	7.5	7.2	6.9	6.5



[] Ranking at each section and finish
-:-:- No data available at this section
NA No data available

Horse/Jockey Name	HYSTERICAL LADY/Lachlan Neindorf
Finish Rank	5
Fastest Section Time (Section)	0:11.08 (L800)
Top Speed [km/h] (Section)	66.5 (Overall)
Race State	Finished



Morphettville Parks-Professional-2025-06-07

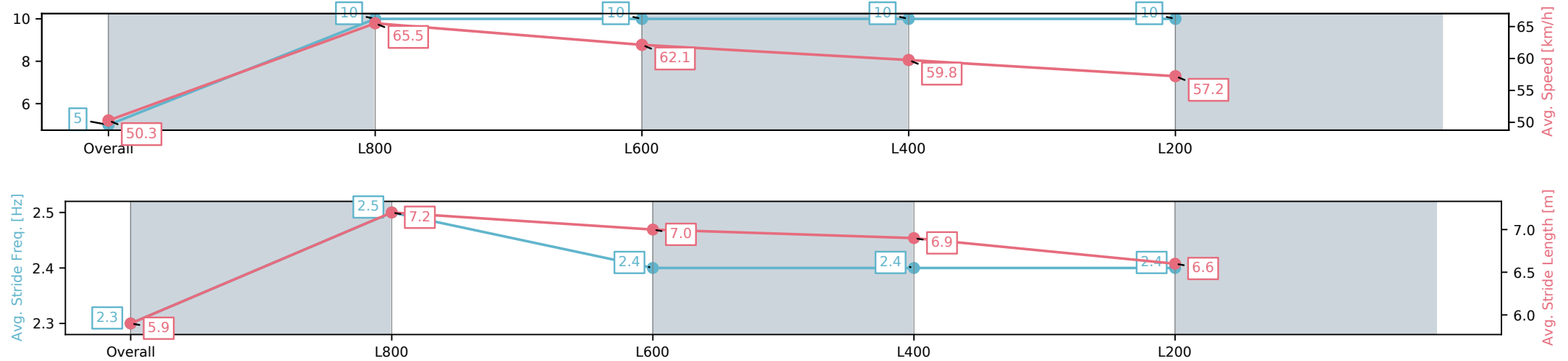
Race 7: Aceit Transport Solutions Handicap - 1000m

07 June 2025 - 3:02PM

Track Rating: Heavy 8, Weather: Showers, Rail Position: +8m
1000m to WP, + 5m remainder. Sectional 610m



Section	Overall	L800	L600	L400	L200
Section Times	1:01.76[5] (0:14.28)	0:47.48[10] (0:11.08)	0:36.40[10] (0:11.74)	0:24.66[10] (0:12.10)	0:12.56[10] (0:12.56)
Average Speed [km/h]	50.3	65.5	62.1	59.8	57.2
Top Speed [km/h]	65.4	66.5	63.9	61.2	59.5
Avg. Dist. to Rail [m]	7.5	3.3	2.3	3.2	7.1
Avg. Stride Freq. [Hz]	2.3	2.5	2.4	2.4	2.4
Avg. Stride Length [m]	5.9	7.2	7.0	6.9	6.6



[] Ranking at each section and finish
-:-:- No data available at this section
NA No data available

Horse/Jockey Name	DOBBINAI/Todd Pannell
Finish Rank	6
Fastest Section Time (Section)	0:10.85 (L800)
Top Speed [km/h] (Section)	68.6 (Overall)
Race State	Finished



Morphettville Parks-Professional-2025-06-07

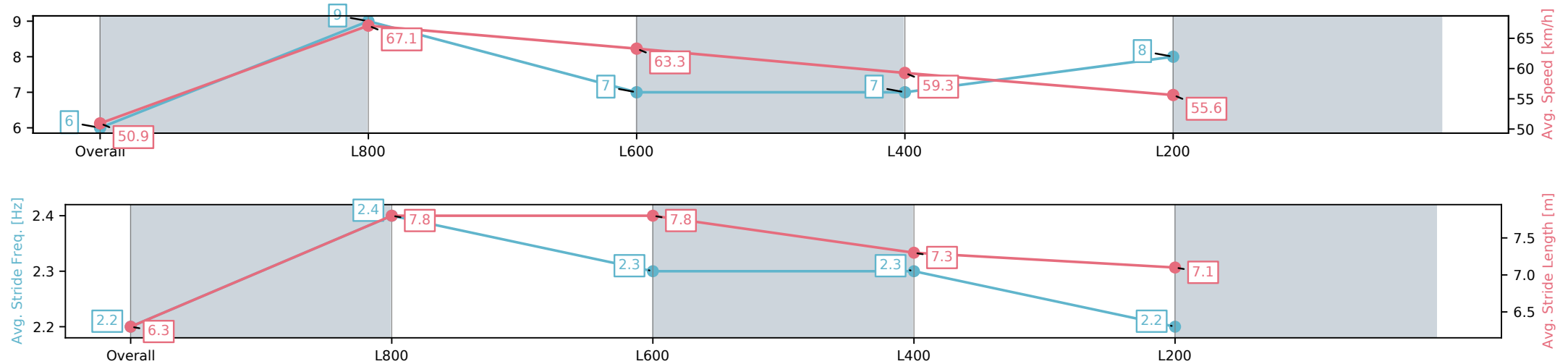
Race 7: Aceit Transport Solutions Handicap - 1000m

07 June 2025 - 3:02PM

Track Rating: Heavy 8, Weather: Showers, Rail Position: +8m
1000m to WP, + 5m remainder. Sectional 610m



Section	Overall	L800	L600	L400	L200
Section Times	1:01.77[6] (0:14.16)	0:47.61[9] (0:10.85)	0:36.76[7] (0:11.61)	0:25.15[7] (0:12.24)	0:12.91[8] (0:12.91)
Average Speed [km/h]	50.9	67.1	63.3	59.3	55.6
Top Speed [km/h]	67.1	68.6	65.3	62.1	57.7
Avg. Dist. to Rail [m]	6.0	4.4	3.6	5.7	5.5
Avg. Stride Freq. [Hz]	2.2	2.4	2.3	2.3	2.2
Avg. Stride Length [m]	6.3	7.8	7.8	7.3	7.1



[] Ranking at each section and finish
-:-:- No data available at this section
NA No data available

Horse/Jockey Name	TRULY ELSA/Justin Potter
Finish Rank	7
Fastest Section Time (Section)	0:11.02 (L800)
Top Speed [km/h] (Section)	67.8 (Overall)
Race State	Finished



Morphettville Parks-Professional-2025-06-07

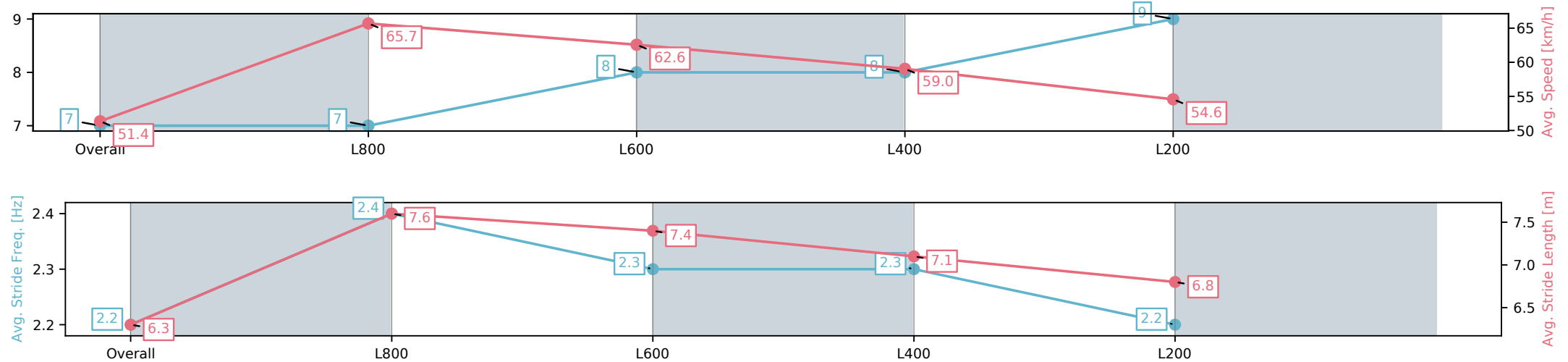
Race 7: Aceit Transport Solutions Handicap - 1000m

07 June 2025 - 3:02PM

Track Rating: Heavy 8, Weather: Showers, Rail Position: +8m
1000m to WP, + 5m remainder. Sectional 610m



Section	Overall	L800	L600	L400	L200
Section Times	1:02.06[7] (0:14.02)	0:48.04[7] (0:11.02)	0:37.02[8] (0:11.63)	0:25.39[8] (0:12.26)	0:13.13[9] (0:13.13)
Average Speed [km/h]	51.4	65.7	62.6	59.0	54.6
Top Speed [km/h]	67.8	67.4	63.4	61.5	57.2
Avg. Dist. to Rail [m]	5.3	2.3	1.9	2.1	3.8
Avg. Stride Freq. [Hz]	2.2	2.4	2.3	2.3	2.2
Avg. Stride Length [m]	6.3	7.6	7.4	7.1	6.8



[] Ranking at each section and finish
-:-:- No data available at this section
NA No data available

Horse/Jockey Name	MOUGENOT/Caitlin Tootell
Finish Rank	8
Fastest Section Time (Section)	0:11.08 (L800)
Top Speed [km/h] (Section)	67.1 (Overall)
Race State	Finished



Morphettville Parks-Professional-2025-06-07

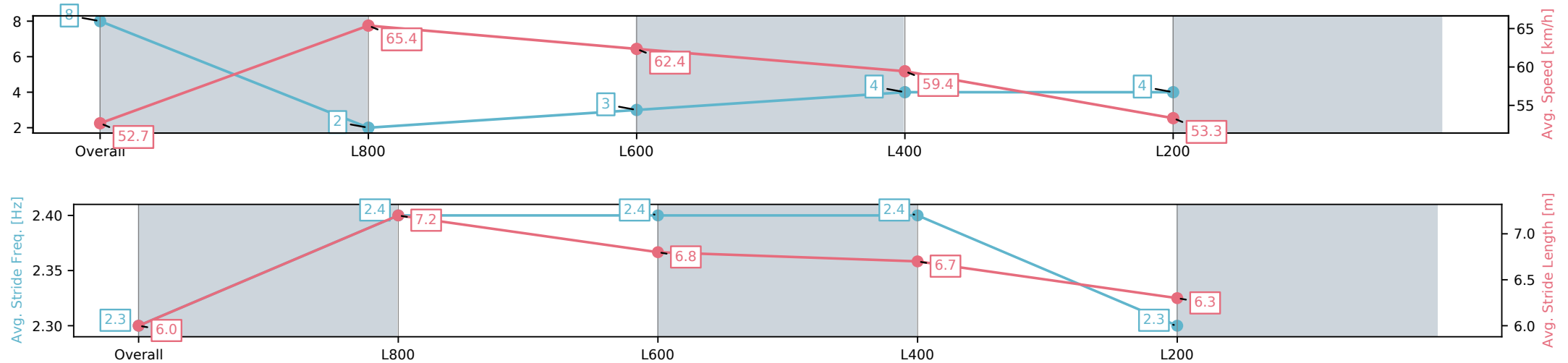
Race 7: Aceit Transport Solutions Handicap - 1000m

07 June 2025 - 3:02PM

Track Rating: Heavy 8, Weather: Showers, Rail Position: +8m
1000m to WP, + 5m remainder. Sectional 610m



Section	Overall	L800	L600	L400	L200
Section Times	1:02.08[8] (0:13.68)	0:48.40[2] (0:11.08)	0:37.32[3] (0:11.70)	0:25.62[4] (0:12.16)	0:13.46[4] (0:13.46)
Average Speed [km/h]	52.7	65.4	62.4	59.4	53.3
Top Speed [km/h]	67.1	66.8	64.0	60.7	57.2
Avg. Dist. to Rail [m]	2.6	2.2	2.4	1.8	1.0
Avg. Stride Freq. [Hz]	2.3	2.4	2.4	2.4	2.3
Avg. Stride Length [m]	6.0	7.2	6.8	6.7	6.3



- [] Ranking at each section and finish
- :-:- No data available at this section
- NA No data available

Horse/Jockey Name	IN LOVE/Anna Jordsjo
Finish Rank	9
Fastest Section Time (Section)	0:10.98 (L800)
Top Speed [km/h] (Section)	67.4 (Overall)
Race State	Finished



Morphettville Parks-Professional-2025-06-07

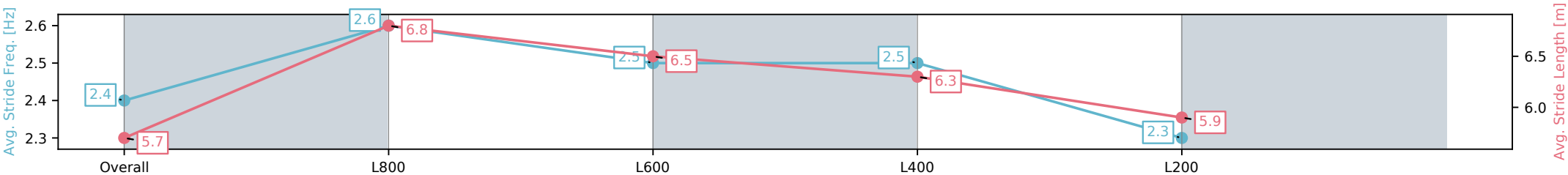
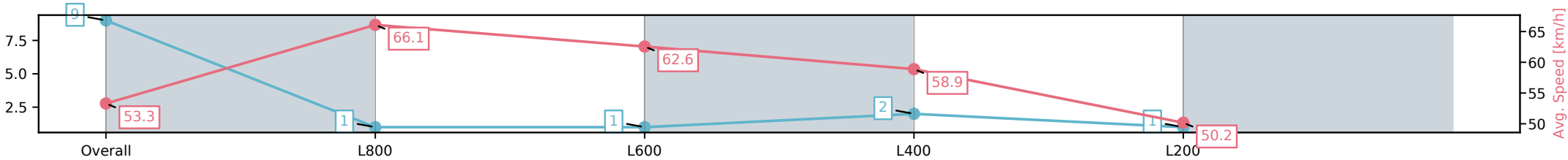
Race 7: Aceit Transport Solutions Handicap - 1000m

07 June 2025 - 3:02PM

Track Rating: Heavy 8, Weather: Showers, Rail Position: +8m
1000m to WP, + 5m remainder. Sectional 610m



Section	Overall	L800	L600	L400	L200
Section Times	1:02.84[9] (0:13.51)	0:49.33[1] (0:10.98)	0:38.35[1] (0:11.75)	0:26.60[2] (0:12.30)	0:14.30[1] (0:14.30)
Average Speed [km/h]	53.3	66.1	62.6	58.9	50.2
Top Speed [km/h]	66.9	67.4	64.2	61.0	56.2
Avg. Dist. to Rail [m]	7.7	3.9	3.4	3.4	3.4
Avg. Stride Freq. [Hz]	2.4	2.6	2.5	2.5	2.3
Avg. Stride Length [m]	5.7	6.8	6.5	6.3	5.9



[] Ranking at each section and finish
-:-:- No data available at this section
NA No data available

Horse/Jockey Name	HEAVEN ROCKS/Jake Toeroek
Finish Rank	10
Fastest Section Time (Section)	0:10.81 (L800)
Top Speed [km/h] (Section)	69.5 (Overall)
Race State	Finished



Morphettville Parks-Professional-2025-06-07

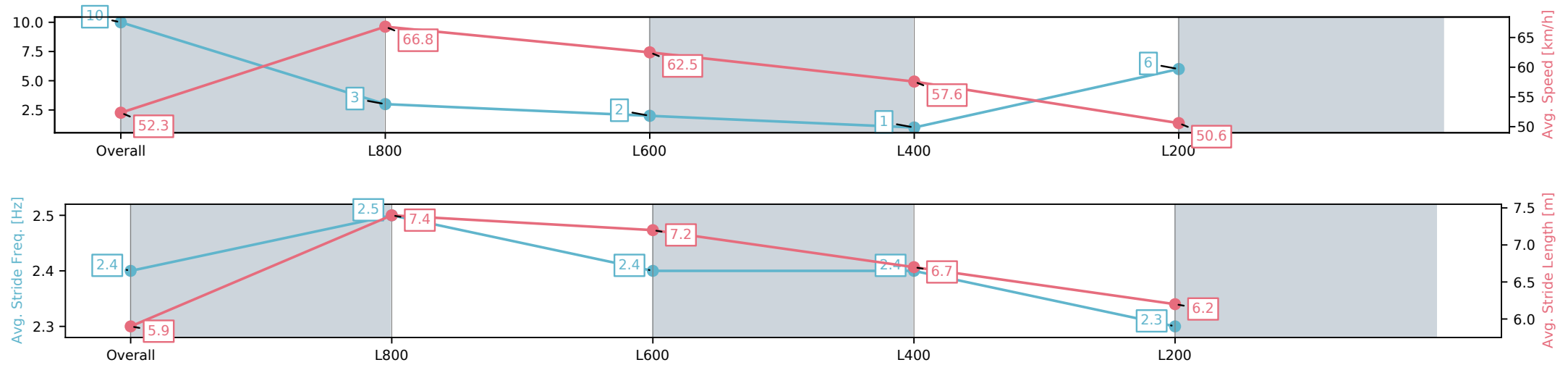
Race 7: Aceit Transport Solutions Handicap - 1000m

07 June 2025 - 3:02PM

Track Rating: Heavy 8, Weather: Showers, Rail Position: +8m
1000m to WP, + 5m remainder. Sectional 610m



Section	Overall	L800	L600	L400	L200
Section Times	1:02.89[10] (0:13.75)	0:49.14[3] (0:10.81)	0:38.33[2] (0:11.61)	0:26.72[1] (0:12.54)	0:14.18[6] (0:14.18)
Average Speed [km/h]	52.3	66.8	62.5	57.6	50.6
Top Speed [km/h]	69.4	69.5	64.6	61.4	54.7
Avg. Dist. to Rail [m]	3.2	1.8	1.3	1.9	1.4
Avg. Stride Freq. [Hz]	2.4	2.5	2.4	2.4	2.3
Avg. Stride Length [m]	5.9	7.4	7.2	6.7	6.2



[] Ranking at each section and finish
-:-:- No data available at this section
NA No data available